

AUTOMATIC COFFEE MACHINE FRESH MILK FROTHER CLEANING AND HYGIENE



1st STEP

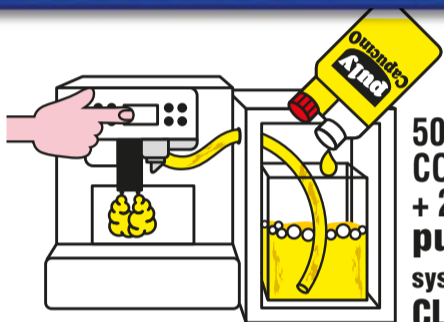


INTEGRATED SYSTEM
1st STEP
CLEANING
2nd STEP
HYGIENIZING



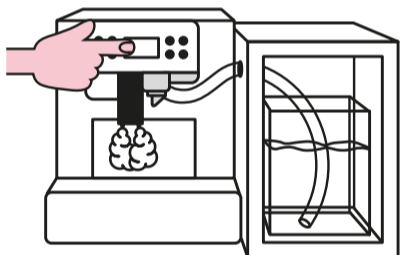
2nd STEP

AUTOMATIC SYSTEM CAPPUCCINO MAKER CLEANING



500 ml
COLD WATER
+ 25 ml
puly Capucino™
system Yellow
CLEANER

OPERATE THE CAPPUCCINO MAKER



RINSE WITH
1 LITRE OF
COLD WATER

OPERATE THE CAPPUCCINO MAKER

COMPLETE WITH 2nd STEP

Intellectual Property reserved

WHY CLEANING PLUS HYGIENE?

Milk is a white emulsion mainly consisting of water and protein, carbohydrates, fats, calcium etc.

Heat tends to modify the milk's structure when in direct contact with a heating surface and tends to hydrolise, sticking inside the equipment and forming solid residues difficult to break up.

In automatic cappuccino makers and in milk frother circuits, in fact, encrustations are created that are known in dairy industries as "milk stone", made up by calcium salts which, in turn, incorporate the milk's organic substances thus forming a fertile ground for the growth and development of unwanted micro-organisms.

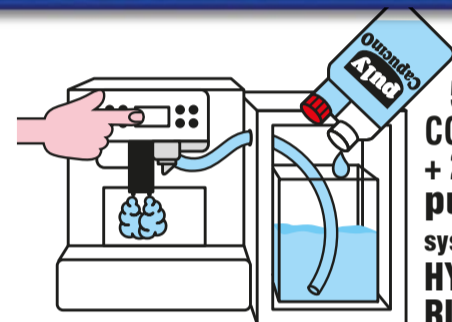
For the hygienic safety of the milk served, therefore, at least a daily cleaning is recommended.

puly Capucino™ system integrated, used every day, assures the complete elimination of all internal and external residues, with an absolute guarantee of hygiene.

Thanks to this, the steam quality increases, utilisation times are reduced and the micro-texture of the milk's cream improves.

puly Capucino™ system integrated does not contain substance harmful for the cappuccino maker and doesn't leave noxious residues for the consumer. Professionale use.

AUTOMATIC SYSTEM CAPPUCCINO MAKER HYGIENIZING



500 ml
COLD WATER
+ 25 ml
puly Capucino™
system Azure
HYGIENIZER
RINSE

OPERATE THE CAPPUCCINO MAKER

RINSE WITH POTABLE WATER



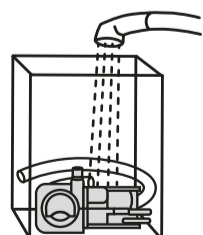
LEAVE TO DRY
IN OPEN AIR

IMMERSION SYSTEM CAPPUCCINO MAKER CLEANING



500 ml
HOT WATER
+ 25 ml
puly Capucino™
system Yellow
CLEANER

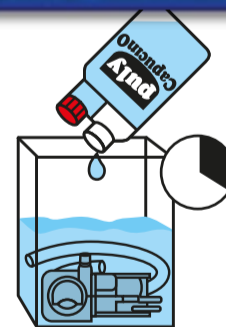
WAIT FOR AT LEAST 20 MINUTES



RINSE WITH
RUNNING WATER

COMPLETE WITH 2nd STEP


IMMERSION SYSTEM CAPPUCCINO MAKER HYGIENIZING



500 ml
HOT WATER
+ 25 ml
puly Capucino™
system Azure
HYGIENIZER
RINSE

WAIT FOR AT LEAST 20 MINUTES

RINSE WITH POTABLE WATER



LEAVE TO DRY
IN OPEN AIR

In compliance with protocol



Hazard Analysis
Critical Control Points

RESEARCH AND MANUFACTURING



Tel. +39 0372830494 - Fax +39 0372830029

www.pulycaff.com

VISIT OUR WEBSITE

