



GAS COMPONENTS



ELECTRIC COMPONENTS



WATER TECHNOLOGY



MECHANICAL COMPONENTS



TOOLS

Spare parts suitable for

KRUPPS

Find the complete and up-to-date range of products in our GEV Webshop



Manufacturer catalogue

The most important spare parts and accessories arranged clearly for every manufacturer

- ✓ Complete product range and all appliance data always up to date in the GEV Webshop
- ✓ Alphabetical Index at the end of the catalogue

GEV Webshop

www.gev-online.co.uk

www.gev-online.com



- 🔍 Add to Favourites
- 🔍 Sign In with email address and usual password
- 🔍 Easy-order – place several items in your basket at the same time
- 🔍 Quick Item search – no login needed




heating elements


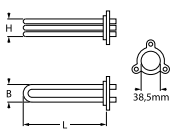
immersion heating elements


3 hole flange ø38.5mm


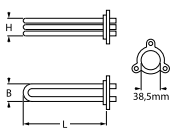
connection angled




GEV No.	420307	Ref. No.	103450 103450+103416
description	heating element 2500W 230V mounting ø 38.5mm heating circuits 1 L 310mm W 35mm H 30mm tube ø 6mm connection F6.3 immersion heater 3 hole flange		
For models:	Koral-1100, Koral-1200, Koral-1250, Koral-1300, Koral-1350, Koral-1600, Koral-1650		
accessories for	420307		
	GEV No.	532577	Ref. No. 103415
	O-ring EPDM thickness 5.34mm ID ø 40.65mm Qty 1 pcs		


GEV No.	415275	Ref. No.	103410
description	heating element 2400W 230V mounting ø 38.5mm heating circuits 1 L 275mm W 22mm H 22mm number of thermostat sleeves 1 thermostat sleeves ø 4mm length thermostat sleeves 260mm thermostat sleeve centre tube ø 6.3mm hole distance 57mm hole ø 10mm 3 hole flange connection male faston 6.3mm immersion heater		
For models:	Koral-205, Koral-206, Koral-207, Koral-208, Koral-208LS, Koral-209, Koral-210		
accessories for	415275		
	GEV No.	532577	Ref. No. 103415
	O-ring EPDM thickness 5.34mm ID ø 40.65mm Qty 1 pcs		

GEV No.	420278	Ref. No.	103420 103420+103416+2x100000
description	heating element 3000W 240V mounting ø 38.5mm heating circuits 1 L 310mm W 34mm H 19mm tube ø 6.25mm hole distance 58mm hole ø 10mm 3 hole flange connection male faston 6.3mm immersion heater		
For models:	K209E, Koral-500, Koral-600		
accessories for	420278		
	GEV No.	521120	Ref. No. —
	O-ring EPDM thickness 5.34mm ID ø 37.47mm Qty 1 pcs		

3 hole flange ø57.5mm




GEV No.	418830	Ref. No.	103432 103432+103435
description	heating element 6000W 230V mounting ø 57.5mm heating circuits 3 L 440mm W 37mm H 41mm number of thermostat sleeves 1 thermostat sleeves ø 7.5mm length thermostat sleeves 290mm thermostat sleeve eccentric, non clinging tube ø 8.5mm hole distance 72mm hole ø 8mm connection M4		
For models:	ES50, K1200E, Koral-1200, Koral-950, Koral-960, Koral-980		
accessories for	418830		
	GEV No.	529460	Ref. No. 103435 13015 1361
	O-ring EPDM thickness 5.34mm ID ø 59.69mm Qty 1 pcs		

3 hole flange ø60.0mm

connection straight

group 2



GEV No.	420357	Ref. No.	103430
description	heating element 4500W 220/380V mounting ø 60mm heating circuits 3 L 440mm W 37mm H 41mm number of thermostat sleeves 1 thermostat sleeves ø 7.5mm length thermostat sleeves 290mm thermostat sleeve eccentric, non clinging tube ø 8.5mm hole distance 73mm hole ø 10mm connection male faston 6.3mm 3 hole flange immersion heater		
For models:	K560E, K580E, Koral-1100, Koral-1200, Koral-1300, Koral-1350, Koral-1650, Koral-800, Koral-990		
accessories for	420357		
	GEV No.	529460	Ref. No. 103435 13015 1361
	O-ring EPDM thickness 5.34mm ID ø 59.69mm Qty 1 pcs		

with compression flange 62 x 26mm



GEV No.	418775	Ref. No.	103400
description	heating element 2000W 240V heating circuits 1 compression flange flange 62x26mm L 350mm W 46mm connection male faston tube ø 6.3mm immersion heater		
For models:	Koral-205, Koral-206, Koral-207, Koral-208, Koral-208LS, Koral-209, Koral-210, Koral-600, Koral-800, Koral-950, Koral-960, Koral-980		



control and safety thermostats

IMIT / TEMPOMATIC / ARTHERMO

control thermostats



GEV No.	390421	Ref. No.	359
description	thermostat t.max. 85°C temperature range 0-90°C 1-pole 1CO 16A probe ø 6.5mm probe L 95mm capillary pipe 1500mm capillary pipe isolated 1450mm gland nut shaft ømm shaft Lmm shaft position rotation 270° probe material copper		
For models:	ES100, ES200, ES400		



GEV No.	375992	Ref. No.	103340 103345
description	thermostat t.max. 90°C temperature range 0-90°C 1-pole 1CO 15A probe ø 6.5mm probe L 100mm capillary pipe 3000mm capillary pipe isolated 3000mm gland nut shaft Lmm rotation 270°		
For models:	C320, C327, ES50, Koral-1100, Koral-1200, Koral-1250, Koral-1300, Koral-1350, Koral-1600, Koral-1650, Koral-205, Koral-206, Koral-207, Koral-208, Koral-208LS, Koral-209, Koral-210, Koral-500, Koral-600, Koral-800, Koral-950, Koral-960, Koral-980, Koral-990		



GEV No.	375439	Ref. No.	103340 old version 103345 old version
description	thermostat t.max. 90°C temperature range 0-90°C 1-pole 1CO 16A probe ø 6.5mm probe L 100mm capillary pipe 3000mm capillary pipe isolated 3000mm gland nut shaft ø 6x4.6mm shaft L 20mm rotation 270°		

GEV No.	420516	Ref. No.	103408
description	heating element 2600W 240V heating circuits 1 expansion flange flange 62x26mm L 350mm W 45mm connection male faston 6.3mm vertical tube ø 6.3mm immersion heater		
For models:	C320, C327, K205E, K209E, K540E, K560E, K580E, S205E		

GEV No.	420045	Ref. No.	103407 103408 (old version) 103408+2x100000
description	heating element 3000W 240V heating circuits 1 expansion flange flange 62x26mm L 350mm W 45mm connection male faston 6.3mm vertical tube ø 6.3mm immersion heater		
For models:	Koral-500, Koral-960, Koral-980, Koral-990		

thermostats

bi-metal thermostats

safety bi-metal thermostats

GEV No.	390717	Ref. No.	103343 103347
description	bi-metal safety thermostat hole distance 23.8mm switch-off temp. 110°C 1NC 1-pole 16A 250V connection F6.3 2 hole fixing mounting ø 18.3mm		



switches and momentary switches

push/momentary push switches

28.5x52.6mm



1

GEV No.	346227	Ref. No.	103320
description	double momentary switch mounting measurements 28.5x52.6mm white/green 1NO/NO 230V 16A connection male faston 6.3mm ambient temperature max. 85°C protection IP40		
For models:	C320, C327, Koral-205, Koral-206, Koral-207, Koral-208, Koral-208LS, Koral-209, Koral-210, Koral-500, Koral-600, Koral-800, Koral-950, Koral-960, Koral-980, Koral-990		



1

GEV No.	346226	Ref. No.	103300
description	switch combination latching mounting measurements 28.5x52.6mm yellow/red 2NO/2NO 230V 16A connection male faston 6.3mm ambient temperature max. 150°C protection IP40		
For models:	Koral-205, Koral-206, Koral-207, Koral-208, Koral-208LS, Koral-209, Koral-210, Koral-500, Koral-600, Koral-800		

microswitches

lever actuated



1

GEV No.	346232	Ref. No.	103540 103540K
description	microswitch with lever and magnet 250V 16A 1CO connection male faston 6.3mm L 38mm ambient temperature max. 125°C mounting distance 22mm type VRSRBPDA1 actuating force: 30g lever length 29mm		
For models:	C320, C327, K205E, K209E, K540E, K560E, K580E, Koral-205, Koral-206, Koral-207, Koral-208, Koral-208LS, Koral-209, Koral-210, Koral-500, Koral-600, Koral-800, Koral-950, Koral-960, Koral-980, Koral-990, S205E		

position switches

PIZZATO

FR series



1

GEV No.	347985	Ref. No.	103550
description	position switch plastic 1NO/1NC 400V 3A L 80mm W 31mm H 31mm protection IP67 actuating force: 500g screw connection PG13.5 mounting distance 22mm FR 515-H0		
For models:	K1200E, Koral-1100, Koral-1200, Koral-1250, Koral-1300, Koral-1350, Koral-1600, Koral-1650		

rotary switches

TECNOMATIC



1

GEV No.	300333	Ref. No.	103590
description	rotary switch 4 0-1-2-3 sets of contacts 3 type 13F032 600V 12A shaft ø 6x6mm shaft L 23mm shaft square connection screw		
For models:	Koral-1200, Koral-1250, Koral-1300, Koral-1350, Koral-1600, Koral-1650		

magnetic switches

accessories

magnets



1

GEV No.	347200	Ref. No.	1225
description	magnet ømm L 63mm H 7.3mm W 19mm hole distance 52.5mm M2 hole ø 2.25mm		
For models:	C320, C327, ES50, K205E, K209E, K540E, K560E, K580E, Koral-205, Koral-206, Koral-207, Koral-208, Koral-208LS, Koral-209, Koral-210, Koral-500, Koral-600, Koral-800, Koral-950, Koral-960, Koral-980, Koral-990, S205E		




lamps

indicator lights


indicator lights 2-piece (lens and indicator lamp)


indicator lamps for socket type SQ


			
GEV No.	359930	Ref. No.	103360
description	indicator lamp 230V white connection cable 400mm no lens ø 6mm cable material silicone		
For models:	C320, C327, ES50, Koral-1100, Koral-1200, Koral-1250, Koral-1350, Koral-1600, Koral-1650, Koral-205, Koral-206, Koral-207, Koral-208, Koral-208LS, Koral-209, Koral-210, Koral-500, Koral-600, Koral-800, Koral-950, Koral-960, Koral-980, Koral-990		


timers

programme timers

			
GEV No.	360705	Ref. No.	103500
description	timer CDC 11804F1 engines 1 chambers 4 operation time 120s 230V 50Hz shaft ømm shaft Lmm manuf. no. 11804F1ADE000.0070		
For models:	C320, C327, Koral-1100, Koral-205, Koral-206, Koral-207, Koral-208, Koral-208LS, Koral-209, Koral-210, Koral-500, Koral-600, Koral-800		

			
GEV No.	360576	Ref. No.	103530
description	timer FIBER P25 engines 2 chambers 5 operation time 15s / 2min 230V 50/60Hz shaft ømm shaft Lmm manuf. no. P255J05MEV6 motor type M51BJ0L0000/M51BJ0R0000 voltage AC		
For models:	Koral-1200, Koral-1250, Koral-1300, Koral-1350, Koral-1600, Koral-1650		


			
GEV No.	360577	Ref. No.	103520
description	timer FIBER P25 engines 2 chambers 5 operation time 30s / 6min 230V 50/60Hz shaft ømm shaft Lmm manuf. no. P255J05MFV7 motor type M51BJ0L0000/M51BJ0R0000 voltage AC		
For models:	Koral-950, Koral-960, Koral-980, Koral-990		

			
GEV No.	360437	Ref. No.	103500 old version
description	timer FIBER PWE engines 1 chambers 4 operation time 120s 230V 50Hz shaft ømm shaft Lmm		

contactors

GENERAL ELECTRIC (AEG)

power contactors

			
GEV No.	380337	Ref. No.	103390
description	power contactor resistive load 20A 230VAC (AC3/400V) 8.4A/4kW main contacts 4NO auxiliary contacts connection screw connection type AEG LS05 400A type GE MC1A 400A		
For models:	ES50, K1200E, K560E, K580E, Koral-1100, Koral-1200, Koral-1250, Koral-1300, Koral-1350, Koral-1600, Koral-1650, Koral-600, Koral-800, Koral-950, Koral-960, Koral-980, Koral-990		

relays

power relays

with male contacts

female contact 2.0mm






				
GEV No.	380377	Ref. No.	103580	
description	power relays FINDER 220-240VAC 10A 2CO connection F2 plug-in connection manuf. no. 55.32.8.230.0000 94.92.3 250V			
For models:	ES50, Koral-1100, Koral-1200, Koral-1250, Koral-1300, Koral-1350, Koral-1600, Koral-1650, Koral-950, Koral-960, Koral-980, Koral-990			
accessories for	380377			
	GEV No.	380341	Ref. No.	—
	relay socket 4-pole contacts 12 300V voltage AC 6A Italiana Relè manuf. no. ZMD4			
	GEV No.	380378	Ref. No.	—
	relay socket 2-pole 55/85 dimensions 70.5x30x27mm 250V voltage AC 10A FINDER manuf. no. 94.72			
	GEV No.	380384	Ref. No.	—
	relay socket 2-pole contacts male faston 2.8mm 250V voltage AC 10A W 23mm for			

Table continues overleaf



accessories for	380377			
	GEV No.	380399	Ref. No.	—
	relay socket 4-pole dimensions 76.2x27x86.1mm 250V voltage AC 1A FINDER manuf. no. 94.94.3			








electronics

PCBs

			
1			
GEV No.	403832	Ref. No.	103780 103781 103781+10377 103781+103779
description	control PCB warewashing ECOCLEAN /ELITECH L 170mm W 50mm suitable for KRUPPS		
For models:	K1200E, K205E, K209E, K540E, K560E, K580E, S205E		

solenoïd valves

solenoïd valves (water)

TP				
				
1				
GEV No.	370017	Ref. No.	103370	
description	solenoid valve single straight 230VAC inlet 3/4" outlet 11.5mm DN10 TP p max 10bar			
For models:	C320, C327, K1200E, K205E, K209E, K540E, K560E, K580E, Koral-1100, Koral-1200, Koral-1250, Koral-1300, Koral-1350, Koral-1600, Koral-1650, Koral-205, Koral-206, Koral-207, Koral-208, Koral-208LS, Koral-209, Koral-210, Koral-500, Koral-600, Koral-800, Koral-950, Koral-960, Koral-980, Koral-990			
spare parts for	370017			
	GEV No.	371013	Ref. No.	—
	solenoid coil TP 230VAC 50/60Hz			
accessories for	370017			
	GEV No.	371220	Ref. No.	—
	reducer TP flow rate 3l/min red tolerance ±15%			
	GEV No.	371221	Ref. No.	—
	reducer TP flow rate 5.5l/min yellow tolerance ±15%			
	GEV No.	371222	Ref. No.	—
	reducer TP flow rate 6l/min grey tolerance ±15%			
	GEV No.	371223	Ref. No.	—
	reducer TP flow rate 10l/min white tolerance ±15%			
	GEV No.	371224	Ref. No.	—
	reducer TP flow rate 12l/min bronze tolerance ±15%			

accessories for	370017			
	GEV No.	371225	Ref. No.	—
	reducer TP flow rate 16l/min light brown tolerance ±15%			
	GEV No.	371226	Ref. No.	—
	reducer TP flow rate 20l/min red tolerance ±15%			
	GEV No.	371230	Ref. No.	—
	reducer TP flow rate 0.25l/min red tolerance ±25%			
	GEV No.	371231	Ref. No.	—
	reducer TP flow rate 0.35l/min violet tolerance ±25%			
	GEV No.	371232	Ref. No.	—
	reducer TP flow rate 0.5l/min orange tolerance ±25%			
	GEV No.	371233	Ref. No.	—
	reducer TP flow rate 0.8l/min white tolerance ±25%			
	GEV No.	371234	Ref. No.	—
	reducer TP flow rate 1l/min light blue tolerance ±25%			
	GEV No.	371235	Ref. No.	—
	reducer TP flow rate 1.2l/min brown tolerance ±25%			
	GEV No.	371236	Ref. No.	—
	reducer TP flow rate 1.5l/min light brown tolerance ±25%			
	GEV No.	371237	Ref. No.	—
	reducer TP flow rate 2.5l/min yellow tolerance ±25%			
	GEV No.	371238	Ref. No.	—
	reducer TP flow rate 3.4l/min dark green tolerance ±25%			
	GEV No.	371239	Ref. No.	—
	reducer TP flow rate 5l/min black tolerance ±25%			
	GEV No.	371240	Ref. No.	—
	reducer TP flow rate 8l/min blue tolerance ±20%			

pressure switches

for warewashing

ø 58mm with male faston 6.3mm

with connection horizontal



			
1			
GEV No.	541973	Ref. No.	ES5594
description	pressure control pressure range 260/90mbar connection male faston 6.3mm ø 58mm pressure connection horizontal pressure connection ø 5.5mm		



GEV No.	541045	Ref. No.	103383
description	pressure control pressure range 28/12mbar connection 6mm ø 58mm pressure connection horizontal warewashing		








GEV No.	541003	Ref. No.	103380
description	pressure control pressure range 55/35mbar connection 6mm ø 58mm pressure connection horizontal warewashing pressure connection ø 6mm		
For models:	C320, C327, E550, K1200E, K205E, K209E, K540E, K560E, K580E, Koral-1100, Koral-1200, Koral-1250, Koral-1300, Koral-1350, Koral-1600, Koral-1650, Koral-205, Koral-206, Koral-207, Koral-208, Koral-208LS, Koral-209, Koral-210, Koral-500, Koral-600, Koral-800, Koral-950, Koral-960, Koral-980, Koral-990, S205E		

spare parts for	500957		
	GEV No.	510693	Ref. No. 6013
	mechanical shaft seal for shaft ø 12mm slide ring ext. ø 24mm slide ring H 15.5mm slide ring int. ø 11mm counter ring mounting ø 24mm height counter ring 8mm counter ring int. ø 13.5mm		
	GEV No.	528800	Ref. No. 6012
	O-ring EPDM thickness 2.62mm ID ø 75.87mm Qty 1 pcs		



GEV No.	500958	Ref. No.	6100
description	pump inlet ø 33mm outlet ø 30/28mm type T45 230V 50Hz 1 phase 0.33kW 0.45HP L 215mm rotation direction left capacitor 8µF OLYMPIA		
For models:	Koral-206, Koral-208LS, Koral-209		


spare parts for	500958		
	GEV No.	365013	Ref. No. —
	operating capacitor capacity 8µF 400V tolerance 5%Hz ambient temperature max. -25 to +85°C ø 31.5mm L 55mm M8 plastic connection male faston 6.3mm protection		
	GEV No.	510693	Ref. No. 6013
	mechanical shaft seal for shaft ø 12mm slide ring ext. ø 24mm slide ring H 15.5mm slide ring int. ø 11mm counter ring mounting ø 24mm height counter ring 8mm counter ring int. ø 13.5mm		
	GEV No.	521257	Ref. No. 6111
	impellor ø 80mm H 12mm rotation direction left thread M10R shaft ø 12mm shaft length 7.5mm blades 6		
	GEV No.	521551	Ref. No. 6110
	pump cover OLYMPIA inlet ø 33mm outlet ø 30mm outlet 2 ø 28 turn direction left ø 103mm ID ø 93mm inner height 30mm		
	GEV No.	521723	Ref. No. —
	pump cover gasket EPDM thickness 2mm ID ø 90mm Qty 1 pcs		




pumps

wash and rinse pumps






OLYMPIA

pumps








GEV No.	500957	Ref. No.	6000
description	pump inlet ø 28mm outlet ø 28mm type T25 230V 50Hz 1 phase 0.19kW 0.25HP L 190mm rotation direction left capacitor 6.3µF OLYMPIA		
For models:	ES300, ES400, ES500, ES600, Koral-205, Koral-207, Koral-208		
spare parts for	500957		
	GEV No.	365012	Ref. No. —
	operating capacitor capacity 6.3µF 450V tolerance 5% 50Hz ambient temperature max. -25 to +85°C ø 30mm L 61mm M8 plastic connection male faston 6.3mm protection		
	GEV No.	510248	Ref. No. 6010
	pump cover OLYMPIA inlet ø 28mm outlet ø 28mm auxiliary pressure connection 10.5mm supporting pressure closed turn direction left ø 100mm ID ø 83mm inner height 25mm		
	GEV No.	510249	Ref. No. 6011
	impellor ø 74mm H 19mm pump type T25 rotation direction left thread M10R shaft ø 12mm shaft length 8mm blades 6		








GEV No.	500983	Ref. No.	6200 6300
description	pump inlet ø 50mm outlet ø 30mm type T7 230V 50Hz 1 phase 0.52kW 0.7HP L 220mm rotation direction right capacitor 10µF OLYMPIA		
For models:	Koral-210, Koral-500		
spare parts for	500983		
	GEV No.	365015	Ref. No. —
	operating capacitor capacity 10µF 400V tolerance 5%Hz ambient temperature max. -25 to +85°C ø 35.5mm L 59mm M8 plastic connection male faston 6.3mm protection		
	GEV No.	510554	Ref. No. 6212 6312 6412
	O-ring EPDM thickness 2mm ID ø 120mm Qty 1 pcs		
	GEV No.	510693	Ref. No. 6013
	mechanical shaft seal for shaft ø 12mm slide ring ext. ø 24mm slide ring H 15.5mm slide ring int. ø 11mm counter ring mounting ø 24mm height counter ring 8mm counter ring int. ø 13.5mm		
	GEV No.	517368	Ref. No. —
	impellor ø 102mm H 21mm rotation direction right thread M10L suitable for Dühr blades 8		
	GEV No.	521569	Ref. No. 6310 6410
	pump cover OLYMPIA inlet ø 50mm outlet ø 31mm auxiliary pressure connection 10mm supporting pressure closed ø 130mm ID ø 124mm inner height 20mm		








GEV No.	499063	Ref. No.	6500
description	pump inlet ø 50mm outlet ø 48mm type T15 230V 50Hz 1 phase 1.1kW L 295mm rotation direction right capacitor 16µF auxiliary pressure connection 10mm supporting pressure closed OLYMPIA		
For models:	Koral-1100, Koral-800		
spare parts for	499063		
	GEV No.	365021	Ref. No. —
	operating capacitor capacity 16µF 425V tolerance 5% 50/60Hz ambient temperature max. -25 to +85°C ø 35mm L 73mm single M8 plastic connection male faston 6.3mm 416.10.99 protection		
	GEV No.	510693	Ref. No. 6013
	mechanical shaft seal for shaft ø 12mm slide ring ext. ø 24mm slide ring H 15.5mm slide ring int. ø 11mm counter ring mounting ø 24mm height counter ring 8mm counter ring int. ø 13.5mm		
	GEV No.	521065	Ref. No. 6510
	pump cover OLYMPIA inlet ø 50mm outlet ø 48mm pump type T15 turn direction right ø 170mm ID ø 150mm inner height 34mm		
	GEV No.	521162	Ref. No. —
	impellor ø 106mm H 22mm pump type T75 thread M10L		
	GEV No.	521727	Ref. No. —
	pump cover gasket EPDM thickness 1.78mm ID ø 145mm Qty 1 pcs		





GEV No.	499047	Ref. No.	6400
description	pump inlet \varnothing 50mm outlet \varnothing 48mm type T75 230V 50Hz 1 phase 0.55kW L 237mm rotation direction right capacitor 12.5 μ F auxiliary pressure connection 10mm supporting pressure closed OLYMPIA		
For models:	Koral-600		
spare parts for	499047		
	GEV No.	365014	Ref. No. —
	operating capacitor capacity 12.5 μ F 450V tolerance 5%Hz ambient temperature max. -25 to +85°C \varnothing 35mm L 70mm M8 plastic connection male faston 6.3mm 45S.C3DS.12.5 protection		
	GEV No.	510693	Ref. No. 6013
	mechanical shaft seal for shaft \varnothing 12mm slide ring ext. \varnothing 24mm slide ring H 15.5mm slide ring int. \varnothing 11mm counter ring mounting \varnothing 24mm height counter ring 8mm counter ring int. \varnothing 13.5mm		
	GEV No.	521065	Ref. No. 6510
	pump cover OLYMPIA inlet \varnothing 50mm outlet \varnothing 48mm pump type T15 turn direction right \varnothing 170mm ID \varnothing 150mm inner high 34mm		
	GEV No.	521162	Ref. No. —
	impellor \varnothing 106mm H 22mm pump type T75 thread M10L		
	GEV No.	521727	Ref. No. —
	pump cover gasket EPDM thickness 1.78mm ID \varnothing 145mm Qty 1 pcs		




GEV No.	499291	Ref. No.	6501
description	pump inlet \varnothing 60mm outlet \varnothing 48mm type T15 230V 50Hz 1 phase 1.1kW L 310mm rotation direction right capacitor 16 μ F OLYMPIA		
spare parts for	499291		
	GEV No.	365021	Ref. No. —
	operating capacitor capacity 16 μ F 425V tolerance 5% 50/60Hz ambient temperature max. -25 to +85°C \varnothing 35mm L 73mm single M8 plastic connection male faston 6.3mm 416.10.99 protection		
	GEV No.	510693	Ref. No. 6013
	mechanical shaft seal for shaft \varnothing 12mm slide ring ext. \varnothing 24mm slide ring H 15.5mm slide ring int. \varnothing 11mm counter ring mounting \varnothing 24mm height counter ring 8mm counter ring int. \varnothing 13.5mm		





spare parts for	499291		
	GEV No.	521162	Ref. No. —
	impellor \varnothing 106mm H 22mm pump type T75 thread M10L		
	GEV No.	521175	Ref. No. —
	pump cover OLYMPIA inlet \varnothing 60mm outlet \varnothing 48mm outlet 2 \varnothing 31 auxiliary pressure connection 10mm		
	GEV No.	521727	Ref. No. —
	pump cover gasket EPDM thickness 1.78mm ID \varnothing 145mm Qty 1 pcs		



GEV No.	499116	Ref. No.	6700 6900
description	pump inlet \varnothing 62mm outlet \varnothing 51mm type MEC80.T300 220-240/380-400V 50Hz 3 phase 2.25kW L 332mm rotation direction right OLYMPIA		
For models:	Koral-1600, Koral-1650, Koral-950, Koral-960, Koral-980, Koral-990		
spare parts for	499116		
	GEV No.	510693	Ref. No. 6013
	mechanical shaft seal for shaft \varnothing 12mm slide ring ext. \varnothing 24mm slide ring H 15.5mm slide ring int. \varnothing 11mm counter ring mounting \varnothing 24mm height counter ring 8mm counter ring int. \varnothing 13.5mm		
	GEV No.	521025	Ref. No. —
	impellor \varnothing 117mm H 31mm rotation direction right thread M8L suitable for OLYMPIA blades 6		



1

GEV No.	499290	Ref. No.	6600 6800 8801
description	pump inlet ø 63mm outlet ø 51mm type MEC80.T220SX 380-415V 50Hz 3 phase 1.64kW 2.2HP L 330mm rotation direction right OLYMPIA		
For models:	ES200, Koral-1200, Koral-1250, Koral-1300, Koral-1350		
spare parts for	499290		
	GEV No.	510693	Ref. No. 6013
	mechanical shaft seal for shaft ø 12mm slide ring ext. ø 24mm slide ring H 15.5mm slide ring int. ø 11mm counter ring mounting ø 24mm height counter ring 8mm counter ring int. ø 13.5mm		
	GEV No.	517650	Ref. No. —
	impellor ø 107mm H 31mm pump type MEC80.T220SX shaft intake ø 12mm rotation direction right thread M8L blades 6		
	GEV No.	521152	Ref. No. —
	pump cover OLYMPIA inlet 62 ø 190mm		
	GEV No.	521153	Ref. No. —
	pump casing OLYMPIA outlet ø 52mm		

drain pumps

GRE



1

GEV No.	499048	Ref. No.	5010
description	pump inlet ø 30mm outlet ø 24mm 190W 230V 50Hz GRE		
For models:	Koral-1200, Koral-1300, Koral-210, Koral-500, Koral-600, Koral-800, Koral-950, Koral-960, Koral-980		

miscellaneous



1

GEV No.	499158	Ref. No.	5000
description	pump inlet ø 30mm outlet ø 22mm 230V 34W 50Hz PMP		

equipment-specific units

for dishwashers

drain and intake components

KRUPPS

drain /intake bodies




1

GEV No.	504245	Ref. No.	1130
description	drain fitting thread 1" hose ø 25mm		
For models:	Koral-205, Koral-206, Koral-207, Koral-208, Koral-208LS, Koral-209, Koral-210, Koral-500		




1


GEV No.	517651	Ref. No.	1360+1361+1362+1363 1360K
description	drain fitting thread 1½" ED ø 78mm ID ø 39mm L 60mm		
spare parts for	517651		
	GEV No.	504256	Ref. No. 1363
	gasket ID ø 55mm ED ø 73mm thickness 8mm conical		





1

GEV No.	506260	Ref. No.	1131
description	gasket D1 ø 1"mm mounting ø 43mm ID ø 34mm		
For models:	Koral-205, Koral-206, Koral-207, Koral-208, Koral-208LS, Koral-209, Koral-210, Koral-500		

			
1			
GEV No.	504256	Ref. No.	1363
description	gasket ID ø 55mm ED ø 73mm thickness 8mm conical		
For models:	E550, Koral-1100, Koral-1200, Koral-1250, Koral-1300, Koral-1350, Koral-1600, Koral-1650, Koral-600, Koral-800, Koral-950, Koral-960, Koral-980, Koral-990		


			
1			
GEV No.	517653	Ref. No.	1367
description	nut for drain ø 57mm thread 1½" H 20mm		
For models:	E550, Koral-1100, Koral-1200, Koral-1250, Koral-1350, Koral-1600, Koral-1650, Koral-600, Koral-800, Koral-950, Koral-960, Koral-980, Koral-990		

			
1			
GEV No.	506259	Ref. No.	1132
description	nut H 7mm thread 1"		
For models:	Koral-205, Koral-206, Koral-207, Koral-208, Koral-208LS, Koral-209, Koral-210, Koral-500		


			
1			
GEV No.	510009	Ref. No.	104445
description	O-ring EPDM thickness 3.53mm ID ø 101.2mm Qty 1 pcs		
For models:	C320, C327, K1200E, K205E, K209E, K540E, K560E, K580E, S205E		

filters

			
1			
GEV No.	504227	Ref. No.	1201010
description	flat filter L 310mm W 200mm		
For models:	Koral-1100, Koral-1200, Koral-1250, Koral-1300, Koral-1350		

			
1			
GEV No.	507389	Ref. No.	3250
description	intake filter		
For models:	Koral-210, Koral-500, Koral-600, Koral-800		


			
1			
GEV No.	507390	Ref. No.	3260
description	intake filter		
For models:	Koral-1100, Koral-1200, Koral-1250, Koral-1350, Koral-1600, Koral-1650, Koral-950, Koral-960, Koral-980, Koral-990		

			
1			
GEV No.	504220	Ref. No.	3240
description	round filters outflow		
For models:	Koral-205, Koral-206, Koral-207, Koral-208, Koral-208LS, Koral-209		

overflow pipes

			
1			
GEV No.	504241	Ref. No.	1201091
description	overflow pipe L 120mm ø 40mm		
For models:	Koral-1100, Koral-1200, Koral-1250, Koral-1300, Koral-1350, Koral-1600, Koral-1650, Koral-950, Koral-960, Koral-980, Koral-990		

			
1			
GEV No.	504242	Ref. No.	1123
description	overflow pipe L 97mm ø 24mm		
For models:	Koral-205, Koral-206, Koral-207, Koral-208, Koral-208LS, Koral-209, Koral-210, Koral-500		

			
1			
GEV No.	519483	Ref. No.	800101
description	overflow pipe ø 40mm L 105mm SS thickness 1mm		
For models:	Koral-600, Koral-800		

			
1			
GEV No.	517652	Ref. No.	500101
description	overflow pipe ø 40mm L 83mm SS ID ø 34mm		

containers

salt tanks

			
1			
GEV No.	517797	Ref. No.	3500
description	salt tank for dishwasher		
For models:	S205E		

air traps

air traps

			
1			
GEV No.	510343	Ref. No.	3280
description	air trap L 140mm ø 33mm plastic		
For models:	C320, C327, ES50, K205E, K540E, K580E, Koral-1100, Koral-1200, Koral-1250, Koral-1300, Koral-1350, Koral-1600, Koral-1650, Koral-205, Koral-206, Koral-207, Koral-208, Koral-208LS, Koral-209, Koral-210, Koral-500, Koral-600, Koral-800, Koral-950, Koral-960, Koral-980, Koral-990, S205E		


door mechanics

bolts


			
1			
GEV No.	518622	Ref. No.	4100
description	hinge bolt ø 7mm L 35mm		
For models:	C320, C327, K205E, K209E, K540E, K560E, K580E, Koral-205, Koral-206, Koral-207, Koral-208, Koral-208LS, Koral-209, Koral-210, Koral-500, Koral-600, Koral-800, Koral-950, Koral-960, Koral-980, Koral-990, S205E		


springs

roller springs

			
1			
GEV No.	519500	Ref. No.	9653
description	roller spring complete incl. holder		
For models:	ES200, ES400, ES500, ES600		

hinges

			
1			
GEV No.	504471	Ref. No.	4001
description	door hinge mounting pos. left L 55mm KRUPPS		
For models:	C320, C327, K205E, K209E, K540E, K560E, K580E, S205E		

			
1			
GEV No.	504470	Ref. No.	4000
description	door hinge mounting pos. right L 55mm KRUPPS		
For models:	C320, C327, K205E, K209E, K540E, K560E, K580E, Koral-205, Koral-206, Koral-207, Koral-208, Koral-208LS, Koral-209, Koral-210, Koral-500, Koral-600, Koral-800, Koral-950, Koral-960, Koral-980, Koral-990, S205E		

screw connections



1

GEV No.	506258	Ref. No.	104080
description	nut thread M18x1 H 6mm		
For models:	Koral-1100, Koral-1200, Koral-1300, Koral-205, Koral-206, Koral-207, Koral-208, Koral-208LS, Koral-209, Koral-210, Koral-500, Koral-600, Koral-800, Koral-950, Koral-960, Koral-980, Koral-990		

washing and rinsing systems



1

GEV No.	510036	Ref. No.	104100
description	bush for rinse arm shaft mounting pos. upper/lower ED ø 14mm ID ø 10mm H 9mm		
For models:	C320, C327, K1200E, K205E, K209E, K540E, K560E, K580E, Koral-1100, Koral-1200, Koral-1250, Koral-1300, Koral-1350, Koral-1600, Koral-1650, Koral-205, Koral-206, Koral-207, Koral-208, Koral-208LS, Koral-209, Koral-210, Koral-500, Koral-600, Koral-800, Koral-950, Koral-960, Koral-980, Koral-990, S205E		

washing and rinsing systems (sorted by producer)

KRUPPS



1

GEV No.	504244	Ref. No.	207800 207800K
description	rinse arm L 325mm nozzles 4 mounting ø 10mm mounting pos. upper		
For models:	C320, C327, K205E, Koral-205, Koral-207, Koral-208, S205E		



1

GEV No.	504250	Ref. No.	208800
description	rinse arm L 385mm nozzles 4 mounting ø 10mm mounting pos. upper		
For models:	Koral-208		



1

GEV No.	504278	Ref. No.	800800K
description	rinse arm L 480mm nozzles 4 mounting ø 10mm mounting pos. lower		



1

GEV No.	504243	Ref. No.	207850 207850K
description	wash and rinse arm wash arm L 325mm rinse arm L 325mm w. jets 6 r. jets 4 mounting ø 10/48mm mounting pos. upper/lower		
For models:	Koral-205, Koral-206, Koral-207		



1

GEV No.	504786	Ref. No.	207851K
description	wash and rinse arm wash arm L 325mm rinse arm L 326mm w. jets 9 r. jets 4 mounting ø 10/48mm mounting pos. lower		



1


GEV No.	504249	Ref. No.	208850
description	wash and rinse arm wash arm L 390mm rinse arm L 380mm w. jets 6 r. jets 4 mounting ø 10/48mm mounting pos. lower		
For models:	Koral-208, Koral-208LS, Koral-209, Koral-210, Koral-500		




1


GEV No.	504480	Ref. No.	208851K
description	wash and rinse arm wash arm L 390mm rinse arm L 380mm w. jets 9 r. jets 4 mounting ø 10/48mm mounting pos. lower		


spare parts for	504480		
------------------------	--------	--	--

	GEV No.	504280	Ref. No.	104000
	description	rinse jet H 10/17mm WS 10 SS		



	GEV No.	510036	Ref. No.	104100
	description	bush for rinse arm shaft mounting pos. upper/lower ED ø 14mm ID ø 10mm H 9mm		





			
1			
GEV No.	504467	Ref. No.	450851K
description	wash and rinse arm wash arm L 440mm rinse arm L 445mm w. jets 4 r. jets 9 mounting ø 10mm mounting pos. upper/lower SS		


			
1			
GEV No.	504275	Ref. No.	210850 210850K 500850
description	wash and rinse arm wash arm L 483mm rinse arm L 480mm w. jets 6 r. jets 4 mounting ø 10/48mm mounting pos. upper/lower for Koral 500 H 36mm L 486mm W 479mm		
For models:	Koral-210, Koral-500		


			
1			
GEV No.	504277	Ref. No.	600850 600851K
description	wash and rinse arm wash arm L 505mm rinse arm L 480mm w. jets 6 r. jets 4 mounting ø 10/48mm mounting pos. upper/lower for Koral 1100		
For models:	Koral-1100, Koral-600, Koral-800		


			
1			
GEV No.	504255	Ref. No.	104030 104030+104031
description	end cap for wash arm ø 15.4mm		
For models:	E550, Koral-1100, Koral-1200, Koral-1300, Koral-205, Koral-206, Koral-207, Koral-208, Koral-208LS, Koral-209, Koral-210, Koral-500, Koral-600, Koral-800, Koral-950, Koral-960, Koral-980		
spare parts for	504255		
	GEV No.	510302	Ref. No. —
	 O-ring EPDM ID ø 12.42mm thickness 1.78mm Qty 1 pcs		


			
1			
GEV No.	504280	Ref. No.	104000
description	rinse jet H 10/17mm WS 10 SS		
For models:	C320, C327, E550, K1200E, K205E, K209E, K540E, K560E, K580E, Koral-1100, Koral-1200, Koral-1250, Koral-1300, Koral-1350, Koral-1600, Koral-1650, Koral-205, Koral-206, Koral-207, Koral-208, Koral-208LS, Koral-209, Koral-210, Koral-500, Koral-600, Koral-800, Koral-950, Koral-960, Koral-980, Koral-990, S205E		

			
1			
GEV No.	504281	Ref. No.	104020SX 104021SX
description	wash jet mounting pos. left H 30mm ø 23mm W 21.5mm		


			
1			
GEV No.	504282	Ref. No.	104020 104020DX 104021
description	wash jet mounting pos. right H 30mm ø 23mm W 21mm		
For models:	E550, Koral-1100, Koral-1200, Koral-1300, Koral-205, Koral-206, Koral-207, Koral-208, Koral-208LS, Koral-209, Koral-210, Koral-500, Koral-600, Koral-800, Koral-950, Koral-960, Koral-980		


			
1			
GEV No.	517655	Ref. No.	104150 800850 800850K 800851K
description	wash arm L 225mm nozzles 13		
For models:	Koral-1200, Koral-1300, Koral-800, Koral-950, Koral-960, Koral-980		

			
1			
GEV No.	517798	Ref. No.	800855K
description	wash arm mounting pos. upper/lower L 510mm nozzles 9		


			
1			
GEV No.	504469	Ref. No.	104120 104125K 104170
description	wash arm support mounting pos. lower D1 ø 26mm D2 ø 22mm L1 90mm L2 130mm ID ø 40mm		
For models:	Koral-205, Koral-206, Koral-207, Koral-208, Koral-208LS, Koral-209, Koral-210, Koral-500, Koral-600		

rinse arm shafts


			
1			
GEV No.	504247	Ref. No.	104065
description	rinse arm shaft ø 10mm thread M9x0.75		
For models:	Koral-205, Koral-207, Koral-208		


			
1			
GEV No.	971128 ¹	Ref. No.	210050
description	mix basket L 450mm W 450mm H 140mm mesh type wide-meshed		
For models:	Koral-210		

¹wide-meshed

			
1			
GEV No.	970074 ¹	Ref. No.	800050
description	mix basket L 500mm W 500mm H 130mm mesh type close-meshed		
For models:	Koral-1200, Koral-1300, Koral-500, Koral-600, Koral-800		

¹fine-meshed

			
1			
GEV No.	971126	Ref. No.	208053
description	plate basket L 400mm W 400mm H 120mm plates 12 plate ø 270mm		
For models:	Koral-208, Koral-208LS, Koral-209		

			
1			
GEV No.	971032	Ref. No.	210053
description	plate basket L 450mm W 450mm H 95mm plates 14 plate ø 230mm		
For models:	Koral-210		


			
1			
GEV No.	971043	Ref. No.	800053
description	plate basket L 500mm W 500mm H 130mm plates 20 plate ø 240mm		
For models:	Koral-1200, Koral-1300, Koral-500, Koral-600, Koral-800		


baskets

warewashing baskets


steel wire baskets round

mix baskets

			
1			
GEV No.	970309	Ref. No.	207030
description	mix basket ED ø 355mm H 160mm seat ø 280mm		
For models:	Koral-205, Koral-206, Koral-207		


			
1			
GEV No.	970324	Ref. No.	208030
description	mix basket ED ø 390mm H 170mm seat ø 325mm		
For models:	Koral-208, Koral-209		

plastic baskets round

			
1			
GEV No.	975019	Ref. No.	208035
description	mix basket ED ø 400mm H 180mm		
For models:	Koral-208, Koral-208LS, Koral-209		

steel wire baskets square

mix baskets

			
1			
GEV No.	971001 ¹	Ref. No.	207050
description	mix basket L 350mm W 350mm H 120mm mesh type wide-meshed		
For models:	Koral-205, Koral-206, Koral-207		

¹wide-meshed



plastic baskets square

mix baskets



GEV No.	971078	Ref. No.	208050 208054
description	mix basket L 400mm W 400mm H 150mm		
For models:	K209E, Koral-208, Koral-208LS, Koral-209		

system baskets GIADOS 500x500mm

universal baskets



GEV No.	976030	Ref. No.	800200
description	tray rack L 500mm W 500mm H 116mm tablets 9		
For models:	ES50, Koral-1100, Koral-1200, Koral-1250, Koral-1350, Koral-500, Koral-600, Koral-800		

accessories

cutlery inserts



GEV No.	970349	Ref. No.	1150
description	cutlery insert L 130mm W 57mm ømm H 110mm		
For models:	C320, C327, K205E, Koral-205, Koral-206, Koral-207, Koral-208, Koral-208LS, Koral-209, S205E		

plate inserts

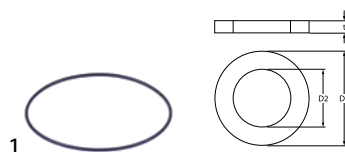


GEV No.	970044	Ref. No.	1153
description	plate insert L 345mm W 100mm plates 17		
For models:	C320, C327, K205E, K209E, Koral-205, Koral-206, Koral-207, Koral-208, Koral-208LS, Koral-209, Koral-210, S205E		

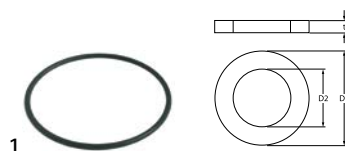
gaskets

O-rings

EPDM



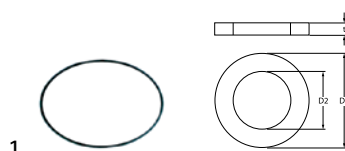
GEV No.	521724	Ref. No.	ES6290
description	O-ring EPDM thickness 1.78mm ID ø 72.75mm Qty 1 pcs		



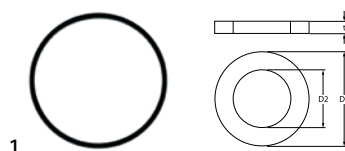
GEV No.	504577	Ref. No.	104405
description	O-ring EPDM thickness 2.62mm ID ø 60mm Qty 1 pcs		
For models:	C320, C327, K1200E, K205E, K209E, K540E, K560E, K580E, S205E		



GEV No.	528800	Ref. No.	6012
description	O-ring EPDM thickness 2.62mm ID ø 75.87mm Qty 1 pcs		
For models:	Koral-205, Koral-207, Koral-208		



GEV No.	510554	Ref. No.	6212 6312 6412
description	O-ring EPDM thickness 2mm ID ø 120mm Qty 1 pcs		
For models:	K560E, Koral-210, Koral-500, Koral-600		



GEV No.	510009	Ref. No.	104445
description	O-ring EPDM thickness 3.53mm ID ø 101.2mm Qty 1 pcs		
For models:	C320, C327, K1200E, K205E, K209E, K540E, K560E, K580E, S205E		



dosing pumps

peristaltic dosing pumps

SEKO

wall-mounted version







twin pump




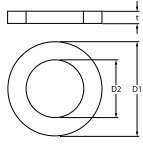
GEV No.	362017	Ref. No.	1275K 1275K+3x507 1275K+4x502
description	dosing pump version detergent/rinse aid		
For models:	K1200E, K205E, K209E, K540E, K560E, K580E, S205E		


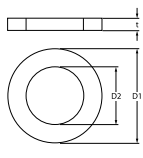
with speed control



GEV No.	361156 ¹	Ref. No.	1220
description	dosing pump SEKO speed control 0.6-4l/h 230VAC detergent hose ø 4x6mm hose type K hose Santoprene suction level 1.5m type PR wall-mounted version dimensions 103x82x92mm		
For models:	Koral-1100, Koral-1200, Koral-1250, Koral-1350, Koral-1600, Koral-1650, Koral-600, Koral-800, Koral-950, Koral-960, Koral-980		
spare parts for	361156		
	GEV No.	361136	Ref. No. —
	roller assembly for dosing pump hole ø 4.8x4mm		
	GEV No.	361815	Ref. No. —
	pump hose detergent hose ø 6x10mm hose ø 4x6mm hose type K hose Santoprene type SEKO		
accessories for	361156		
	GEV No.	361142	Ref. No. —
	mounting set detergent hose type 4x6mm hose length 2m PVC 2x hose/container filter/tank intake transparent		
	GEV No.	361891	Ref. No. —
	mounting set detergent hose type 4x6mm hose length 2m PVC 2x hose/container filter/tank intake transparent		
	GEV No.	520090	Ref. No. —
	PVC hose ID ø 4mm ED ø 6mm L 2m thickness 1mm t.max. 60°C transparent		
	GEV No.	520091	Ref. No. —
	nylon hose ID ø 4mm ED ø 6mm L 2m thickness 1mm operating p. 10bar burst p. 50bar t.max. 100°C transparent		

¹with accessories

			
GEV No.	532577	Ref. No.	103415
description	O-ring EPDM thickness 5.34mm ID ø 40.65mm Qty 1 pcs		
For models:	Koral-1100, Koral-1200, Koral-1250, Koral-1300, Koral-1350, Koral-1600, Koral-1650, Koral-205, Koral-206, Koral-207, Koral-208, Koral-208LS, Koral-209, Koral-210, Koral-500, Koral-600		

			
GEV No.	529460	Ref. No.	103435 13015 1361
description	O-ring EPDM thickness 5.34mm ID ø 59.69mm Qty 1 pcs		
For models:	ES50, K1200E, K560E, K580E, Koral-1100, Koral-1200, Koral-1250, Koral-1300, Koral-1350, Koral-1600, Koral-1650, Koral-600, Koral-800, Koral-950, Koral-960, Koral-980, Koral-990		

shaft gaskets

shaft gaskets



GEV No.	698303	Ref. No.	ES5711
description	shaft sealing ID ø 28mm ED ø 50mm thickness 10mm		

springs

roller springs

roller springs





GEV No.	519500	Ref. No.	9653
description	roller spring complete incl. holder		
For models:	ES200, ES400, ES500, ES600		



built-in version

with frequency control



GEV No.	361791 ¹	Ref. No.	1210 1210K
description	dosing pump SEKO frequency control 3l/h 230VAC detergent hose ø 4x6mm hose type K hose Santoprene suction level 1.5m type NBR 3		
For models:	Koral-1200, Koral-1300, Koral-205, Koral-206, Koral-207, Koral-208, Koral-208LS, Koral-209, Koral-210, Koral-500, Koral-600, Koral-800, Koral-950, Koral-960, Koral-980		
spare parts for	361791		
	GEV No.	Ref. No.	—
			pump hose detergent hose ø 6x10mm hose ø 4x6mm hose type K hose Santoprene type SEKO



¹with accessories

membrane dosing pumps

self-priming

various



GEV No.	361015	Ref. No.	1200
description	dosing pump membrane dosing pump rinse aid inlet 6x8mm outlet 4x6mm pressure connection ø 4x6mm suction connection ø 6x8mm		
For models:	C320, C327, K580E, Koral-1100, Koral-1200, Koral-1250, Koral-1300, Koral-1350, Koral-1600, Koral-1650, Koral-205, Koral-206, Koral-207, Koral-208, Koral-208LS, Koral-209, Koral-210, Koral-500, Koral-600, Koral-800, Koral-950, Koral-960, Koral-980, Koral-990, S205E		
spare parts for	361015		
	GEV No.	Ref. No.	—
			membrane dosing pump
	GEV No.	Ref. No.	—
			lip valve dosing pump suitable for DB2/DS5

accessories

tank inlets






GEV No.	361105	Ref. No.	1211
description	tank inlet plastic M10 hose ø 4x6mm		
For models:	Koral-1100, Koral-1200, Koral-1250, Koral-1300, Koral-1350, Koral-1600, Koral-1650, Koral-205, Koral-206, Koral-207, Koral-208, Koral-208LS, Koral-209, Koral-210, Koral-500, Koral-600, Koral-800, Koral-950, Koral-960, Koral-980, Koral-990		


hoses

supply hoses

PVC supply hoses



GEV No.	520010	Ref. No.	1300
description	supply hose PVC straight-curved DN13 connections 3/4" L 1500mm operating p. 10bar burst p. 32bar t.max. 90°C blue approval VDE flat seal		
For models:	Koral-205, Koral-206, Koral-207, Koral-208, Koral-208LS, Koral-209		
accessories for	520010		
	GEV No.	Ref. No.	—
			screen connection 3/4" D1 ø 26mm D2 ø 15mm Qty 10 pcs rubber thickness 8mm
	GEV No.	Ref. No.	—
			flat gasket rubber ED ø 23.5mm ID ø 14mm thickness 2.3mm Qty 10 pcs




GEV No.	520014	Ref. No.	1380
description	supply hose ID ø 10mm ED ø 17mm L 40m operating p. 20bar burst p. 60bar t.max. 95°C grey Qty 40m		
For models:	C320, C327, ES50, K1200E, K205E, K209E, K540E, K560E, K580E, Koral-1100, Koral-1200, Koral-1250, Koral-1300, Koral-1350, Koral-1600, Koral-1650, Koral-205, Koral-206, Koral-207, Koral-208, Koral-208LS, Koral-209, Koral-210, Koral-500, Koral-600, Koral-800, Koral-950, Koral-960, Koral-980, Koral-990, S205E		

drain hoses



GEV No.	530357	Ref. No.	5080
description	drain hose DN19 L 300mm A int. ø 29mm A ext. ø 34mm B int. ø 29mm B ext. ø 34mm outer hose ø 29mm		



GEV No.	530608	Ref. No.	1315
description	drain hose DN24 L 1500mm A int. ø 24mm A ext. ø 28mm B int. ø 28mm B ext. ø 35mm outer hose ø 29mm temp.-resist. 90°C		
For models:	Koral-205, Koral-206, Koral-207, Koral-208, Koral-208LS, Koral-209, Koral-210, Koral-500, Koral-600, Koral-800		



GEV No.	530574	Ref. No.	1320
description	drain hose DN31 L 2000mm A int. ø 31mm A ext. ø 35mm B int. ø 40mm B ext. ø 46mm outer hose ø 38mm		
For models:	ES50, Koral-1100, Koral-1200, Koral-1250, Koral-1300, Koral-1350, Koral-1600, Koral-1650, Koral-600, Koral-800, Koral-950, Koral-960, Koral-980, Koral-990		

industrial hoses

PVC hoses

PVC hoses without fabric



GEV No.	520026	Ref. No.	1410
description	PVC hose ID ø 4mm ED ø 6mm L 10m thickness 1mm t.max. 60°C transparent		
For models:	Koral-1100, Koral-1200, Koral-1250, Koral-1300, Koral-1350, Koral-1600, Koral-1650, Koral-205, Koral-206, Koral-207, Koral-208, Koral-208LS, Koral-209, Koral-210, Koral-500, Koral-600, Koral-800, Koral-950, Koral-960, Koral-980, Koral-990		

accessories for	520026			
	GEV No.	361058	Ref. No.	—
	container filter with non-return valve SS hose ø 4x6mm ø 20mm L 56mm			
	GEV No.	361066	Ref. No.	—
	container filter straight SS hose ø 4x6mm L 37mm non return valve ball valve			
	GEV No.	361106	Ref. No.	—
	container filter with weight and non-return valve SS hose ø 4x6mm ø 21mm L 51mm non return valve lip valve			

accessories for	520026			
	GEV No.	361141	Ref. No.	—
	container filter with weight ceramic hose ø 4mm			
	GEV No.	361230	Ref. No.	—
	container filter with weight stainless steel hose ø 4x6mm			
	GEV No.	361462	Ref. No.	—
	container filter with weight SS hose ø 4x6mm			
	GEV No.	361728	Ref. No.	—
	container filter with 4m 4x6 hose SS hose ø 4x6mm hose length 4000mm			

formed hoses

straight



GEV No.	511048	Ref. No.	600700
description	formed hose dishwasher straight equiv. no. 00004060		
For models:	Koral-600, Koral-800		



GEV No.	506253	Ref. No.	207700
description	formed hose L 100mm temp.-resist. up to +100°C hose ext. ø 38.8mm hose int. ø 30mm for dishwasher		
For models:	Koral-207		



GEV No.	506255	Ref. No.	208700
description	formed hose L 104mm hose ext. ø 38mm hose int. ø 30mm KRUPPS for dishwasher		
For models:	Koral-208		



			
1			
GEV No.	506257	Ref. No.	209700
description	formed hose L 107mm hose ext. ø 38mm hose int. ø 30mm dishwasher for KRUPPS		
For models:	Koral-208LS, Koral-209		

			
1			
GEV No.	506256	Ref. No.	600705
description	formed hose L 170mm temp.-resist. up to +100°C hose ext. ø 39mm hose int. ø 35mm dishwasher for KRUPPS		
For models:	Koral-600, Koral-800		

			
1			
GEV No.	506254	Ref. No.	205700
description	formed hose temp.-resist. up to +100°C black hose ext. ø 37mm hose int. ø 29mm for dishwasher		
For models:	Koral-205		

<p>form L</p> 			
1			
GEV No.	696586	Ref. No.	208705
description	formed hose end piece A ext. ø 34mm end piece A int. ø 28mm AD2 ø 38mm ø end piece B 32mm warewashing pump L-shape L2 115mm L1 190mm for OLYMPIA		
For models:	Koral-208		

measuring equipment

thermometers

built-in thermometers

ø38mm



GEV No.	541912	Ref. No.	5421
description	thermometer mounting ø 38mm t.max. 120°C 0-120°C probe ø 6.5mm probe L 25mm capillary pipe 3000mm		
For models:	ES100, ES200, ES600		

fastening material

screws

knurled screws



GEV No.	560409	Ref. No.	104040
description	Thumb screw thread M7 thread L 7mm ø 25mm H 5mm SS		
For models:	C320, C327, K1200E, K205E, K540E, K560E, K580E, Koral-1100, Koral-1200, Koral-1250, Koral-1300, Koral-1350, Koral-1600, Koral-1650, Koral-205, Koral-206, Koral-207, Koral-208, Koral-209, Koral-210, Koral-500, Koral-600, Koral-800, Koral-950, Koral-960, Koral-980, Koral-990, S205E		

B		S	
bi-metal thermostats	4	safety bi-metal thermostats	4
C		screws	21
contactors	6	shaft gaskets	18
control thermostats	4	solenoid valves	7
D		supply hoses	19
dosing pumps	18	switches and momentary switches	5
drain hoses	20	T	
drain pumps	11	tank inlets	19
F		thermostats	4
fastening material	21	timers	6
formed hoses	20	W	
H		wash and rinse pumps	8
heating elements	3		
hoses	19		
I			
immersion heating elements	3		
indicator lights	6		
industrial hoses	20		
K			
knurled screws	21		
L			
lamps	6		
M			
magnetic switches	5		
measuring equipment	21		
microswitches	5		
O			
O-rings	17		
P			
position switches	5		
pressure switches	7		
programme timers	6		
pumps	8		
push/momentary push switches	5		
PVC hoses	20		
PVC supply hoses	19		
R			
relays	6		
rotary switches	5		