



**GAS COMPONENTS**



**ELECTRIC COMPONENTS**



**WATER TECHNOLOGY**



**MECHANICAL COMPONENTS**



**TOOLS**

Spare parts suitable for

**ELFRAMO**

Find the complete and up-to-date range of products in our GEV Webshop



# Manufacturer catalogue

The most important spare parts and accessories arranged clearly for every manufacturer

- ✓ Complete product range and all appliance data always up to date in the GEV Webshop
- ✓ Alphabetical Index at the end of the catalogue

## GEV Webshop

[www.gev-online.co.uk](http://www.gev-online.co.uk)

[www.gev-online.com](http://www.gev-online.com)




- 🔍 Add to Favourites
- 🔍 Sign In with email address and usual password
- 🔍 Easy-order – place several items in your basket at the same time
- 🔍 Quick Item search – no login needed



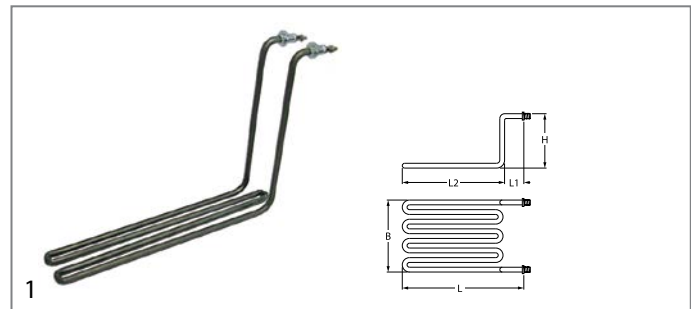
# heating elements





## heating elements for fryers

### 2 hole fixing



<b>GEV No.</b>	415920	<b>Ref. No.</b>	00033120
<b>description</b>	heating element 2800W 230V heating circuits 1 L 280mm W 160mm H 185mm thread 1/4" tube ø 8.5mm windings 4 connection M4 2 hole fixing fryer heaters		
<b>For models:</b>	EB6, EB6+6		
<b>accessories for</b>	415920		
	<b>GEV No.</b>	510417	<b>Ref. No.</b> —
	flat gasket fibre ED ø 20mm ID ø 14mm thickness 2mm Qty 1 pcs		
	<b>GEV No.</b>	520228	<b>Ref. No.</b> —
	tooth lock washer ID ø 15.3mm ED ø 24mm steel Qty 1 pcs for thread M14		
	<b>GEV No.</b>	520230	<b>Ref. No.</b> —
	nut thread M14x1.5 H 5mm WS 19 zinc-coated steel Qty 1 pcs		
	<b>GEV No.</b>	521101	<b>Ref. No.</b> —
	nut thread M14x1.5 H 5mm WS 19 SS Qty 1 pcs		
	<b>GEV No.</b>	521103	<b>Ref. No.</b> —
	nut thread M4 H 3mm WS 7 brass Qty 20 pcs		
	<b>GEV No.</b>	521104	<b>Ref. No.</b> —
	washer ID ø 4.3mm ED ø 8mm thickness 0.5mm brass Qty 20 pcs for thread M4		
	<b>GEV No.</b>	550262	<b>Ref. No.</b> —
	flat gasket copper ED ø 20mm ID ø 14mm thickness 2mm		
	<b>GEV No.</b>	560111	<b>Ref. No.</b> —
	plain washer ID ø 4.3mm ED ø 9mm thickness 0.8mm SS Qty 20 pcs DIN 125A for thread M4		
	<b>GEV No.</b>	560131	<b>Ref. No.</b> —
	hexagonal nut thread M4 H 3.2mm WS 7 SS DIN/ISO DIN 934 / ISO 4032/8673 Qty 20 pcs		

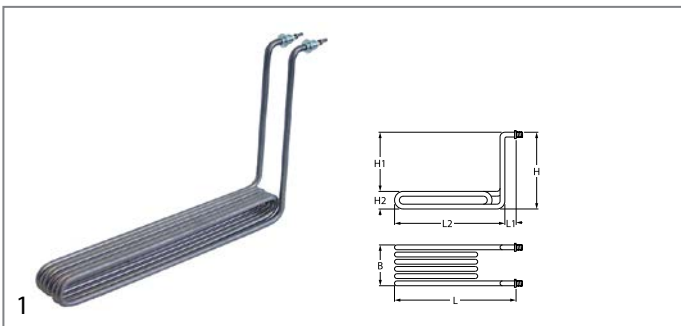


<b>GEV No.</b>	415921	<b>Ref. No.</b>	00033130
<b>description</b>	heating element 1260W 230V heating circuits 1 L 320mm W 48mm H 220mm L1 22mm L2 298mm thread 1/4" tube ø 8.5mm windings 2 2 hole fixing connection M4 fryer heaters		
<b>For models:</b>	EB18P, EB8		
<b>accessories for</b>	415921		
	<b>GEV No.</b>	521103	<b>Ref. No.</b> —
	nut thread M4 H 3mm WS 7 brass Qty 20 pcs		
	<b>GEV No.</b>	521104	<b>Ref. No.</b> —
	washer ID ø 4.3mm ED ø 8mm thickness 0.5mm brass Qty 20 pcs for thread M4		
	<b>GEV No.</b>	560111	<b>Ref. No.</b> —
	plain washer ID ø 4.3mm ED ø 9mm thickness 0.8mm SS Qty 20 pcs DIN 125A for thread M4		
	<b>GEV No.</b>	560131	<b>Ref. No.</b> —
	hexagonal nut thread M4 H 3.2mm WS 7 SS DIN/ISO DIN 934 / ISO 4032/8673 Qty 20 pcs		

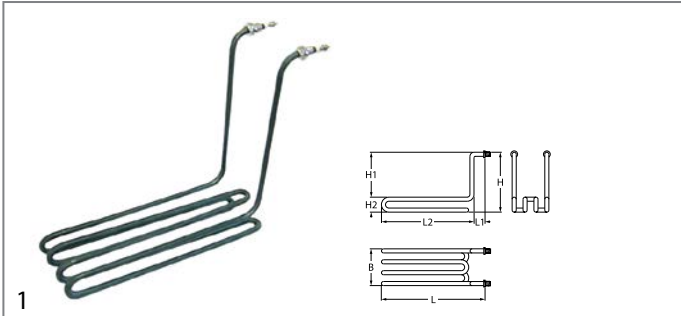
### group 7



<b>GEV No.</b>	420210	<b>Ref. No.</b>	00039276
<b>description</b>	heating element 1600W 230V heating circuits 1 L 283mm W 75mm H 200mm 2 hole fixing connection male faston 6.3mm immersion heater L1 10mm L2 273mm W1 12.5mm W2 50mm H1 20mm H2 180mm tube ø 8.5mm thread 1/4" mounting distance 41.5mm windings 2		
<b>For models:</b>	ST7, ST7+7		

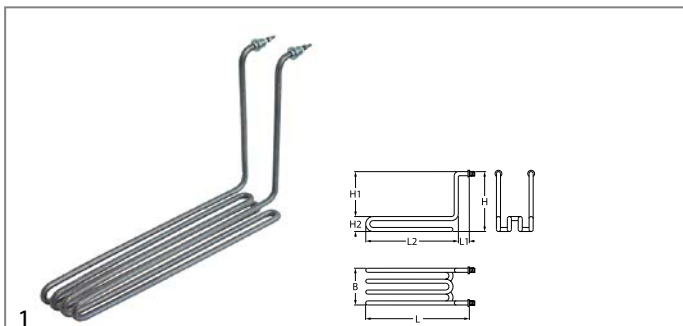


<b>GEV No.</b>	416783	<b>Ref. No.</b>	00033154 00033155
<b>description</b>	heating element 5500W 230V heating circuits 1 L 250mm W 60mm H 250mm L1 22mm L2 375mm H1 206mm H2 44mm thread M14x1.5 tube ø 8.5mm 2 hole fixing connection M4 fryer heaters windings 6		
<b>For models:</b>	EM20, EM20+20, ES20, ESD20, FE20, FE20+20, FE30, FE30+30, KES20, KESD20		
<b>accessories for</b>	416783		
	<b>GEV No.</b>	521103	<b>Ref. No.</b> —
	nut thread M4 H 3mm WS 7 brass Qty 20 pcs		
	<b>GEV No.</b>	521104	<b>Ref. No.</b> —
	washer ID ø 4.3mm ED ø 8mm thickness 0.5mm brass Qty 20 pcs for thread M4		
	<b>GEV No.</b>	560111	<b>Ref. No.</b> —
	plain washer ID ø 4.3mm ED ø 9mm thickness 0.8mm SS Qty 20 pcs DIN 125A for thread M4		
	<b>GEV No.</b>	560131	<b>Ref. No.</b> —
	hexagonal nut thread M4 H 3.2mm WS 7 SS DIN/ISO DIN 934 / ISO 4032/8673 Qty 20 pcs		

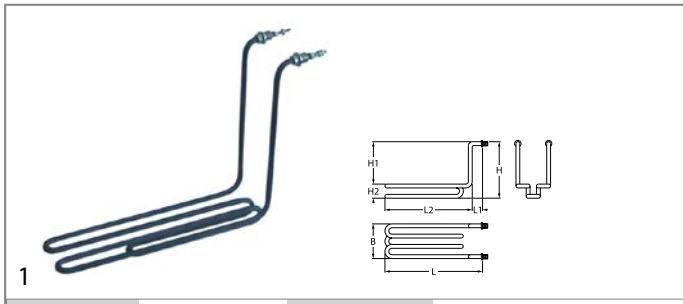


<b>GEV No.</b>	415924	<b>Ref. No.</b>	00033142
<b>description</b>	heating element 3000W 230V heating circuits 1 L 297mm W 86mm H 243mm L1 22mm L2 275mm H1 207mm H2 36mm thread 1/4" mounting distance 34mm tube ø 8.5mm 2 hole fixing connection M4 fryer heaters windings 4		
<b>For models:</b>	EB12, EB12+12, EB18P, EB6, EB6+6, EB8, EM12, EM12+12, ES12, ESD12, FE12		
<b>accessories for</b>	415924		
	<b>GEV No.</b>	361182	<b>Ref. No.</b> —
	nut thread 1/4" H 5mm nickel-plated brass WS 17 Qty 1 pcs		
	<b>GEV No.</b>	510417	<b>Ref. No.</b> —
	flat gasket fibre ED ø 20mm ID ø 14mm thickness 2mm Qty 1 pcs		
	<b>GEV No.</b>	520228	<b>Ref. No.</b> —
	tooth lock washer ID ø 15.3mm ED ø 24mm steel Qty 1 pcs for thread M14		
	<b>GEV No.</b>	521103	<b>Ref. No.</b> —
	nut thread M4 H 3mm WS 7 brass Qty 20 pcs		
	<b>GEV No.</b>	521104	<b>Ref. No.</b> —
	washer ID ø 4.3mm ED ø 8mm thickness 0.5mm brass Qty 20 pcs for thread M4		

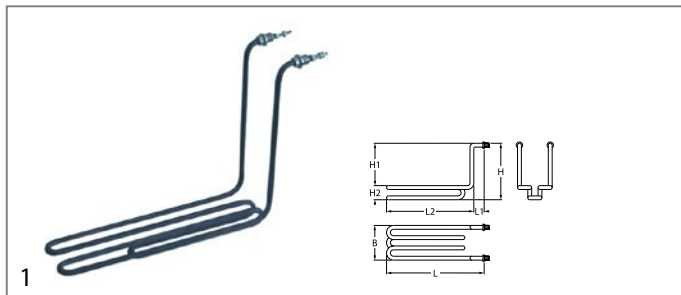
<b>accessories for</b>	415924		
	<b>GEV No.</b>	550262	<b>Ref. No.</b> —
	flat gasket copper ED ø 20mm ID ø 14mm thickness 2mm		
	<b>GEV No.</b>	560111	<b>Ref. No.</b> —
	plain washer ID ø 4.3mm ED ø 9mm thickness 0.8mm SS Qty 20 pcs DIN 125A for thread M4		
	<b>GEV No.</b>	560131	<b>Ref. No.</b> —
	hexagonal nut thread M4 H 3.2mm WS 7 SS DIN/ISO DIN 934 / ISO 4032/8673 Qty 20 pcs		









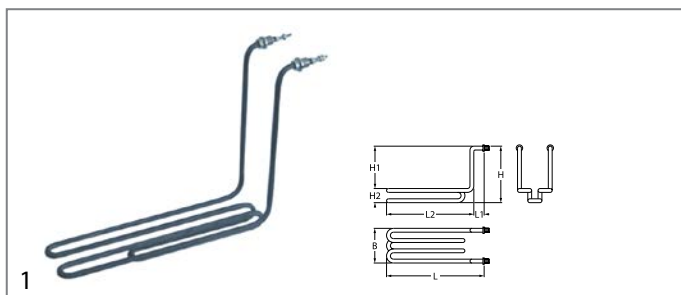
<b>GEV No.</b>	416782	<b>Ref. No.</b>	00033150 00033151
<b>description</b>	heating element 3333W 230V heating circuits 1 L 395mm W 85mm H 245mm L1 23mm L2 375mm H1 210mm H2 35mm thread 1/4" mounting distance 76mm tube ø 8.5mm 2 hole fixing connection M4 connection length 37mm fryer heaters windings 4		
<b>For models:</b>	EM20, EM20+20, EM20-900, ES20, ESD20, FE20, FE20+20, FE30, FE30+30		
<b>accessories for</b>	416782		
	<b>GEV No.</b>	521103	<b>Ref. No.</b> —
	nut thread M4 H 3mm WS 7 brass Qty 20 pcs		
	<b>GEV No.</b>	521104	<b>Ref. No.</b> —
	washer ID ø 4.3mm ED ø 8mm thickness 0.5mm brass Qty 20 pcs for thread M4		
	<b>GEV No.</b>	560111	<b>Ref. No.</b> —
	plain washer ID ø 4.3mm ED ø 9mm thickness 0.8mm SS Qty 20 pcs DIN 125A for thread M4		
	<b>GEV No.</b>	560131	<b>Ref. No.</b> —
	hexagonal nut thread M4 H 3.2mm WS 7 SS DIN/ISO DIN 934 / ISO 4032/8673 Qty 20 pcs		



<b>GEV No.</b>	415922	<b>Ref. No.</b>	00033140
<b>description</b>	heating element 1680W 230V windings 2		
<b>For models:</b>	EB12, EB12+12, EB18P, EB6, EB6+6, EB8, EM12		



<b>GEV No.</b>	415923	<b>Ref. No.</b>	00033141
<b>description</b>	heating element 2000W 230V heating circuits 1 L 315mm W 74mm H 250mm L1 20mm L2 295mm H1 214mm H2 36mm thread 1/4" mounting distance 66mm tube ø 8.5mm 2 hole fixing connection M4 fryer heaters windings 2 fryer		
<b>For models:</b>	EB12, EB12+12, EB18P, EB6, EB6+6, EB8, EM12, EM12+12, ES12, ESD12, FE12		
<b>spare parts for</b>	415923		
	<b>GEV No.</b>	510417	<b>Ref. No.</b> —
	flat gasket fibre ED ø 20mm ID ø 14mm thickness 2mm Qty 1 pcs		
<b>accessories for</b>	415923		
	<b>GEV No.</b>	361182	<b>Ref. No.</b> —
	nut thread 1/4" H 5mm nickel-plated brass WS 17 Qty 1 pcs		
	<b>GEV No.</b>	520228	<b>Ref. No.</b> —
	tooth lock washer ID ø 15.3mm ED ø 24mm steel Qty 1 pcs for thread M14		
	<b>GEV No.</b>	521103	<b>Ref. No.</b> —
	nut thread M4 H 3mm WS 7 brass Qty 20 pcs		
	<b>GEV No.</b>	521104	<b>Ref. No.</b> —
	washer ID ø 4.3mm ED ø 8mm thickness 0.5mm brass Qty 20 pcs for thread M4		
	<b>GEV No.</b>	550262	<b>Ref. No.</b> —
	flat gasket copper ED ø 20mm ID ø 14mm thickness 2mm		
	<b>GEV No.</b>	560111	<b>Ref. No.</b> —
	plain washer ID ø 4.3mm ED ø 9mm thickness 0.8mm SS Qty 20 pcs DIN 125A for thread M4		
	<b>GEV No.</b>	560131	<b>Ref. No.</b> —
	hexagonal nut thread M4 H 3.2mm WS 7 SS DIN/ISO DIN 934 / ISO 4032/8673 Qty 20 pcs		



<b>GEV No.</b>	419056	<b>Ref. No.</b>	00033145
<b>description</b>	heating element 2000W 240V heating circuits 1 L 315mm W 74mm H 250mm L1 20mm L2 295mm H1 214mm H2 36mm thread 1/4" mounting distance 66mm tube ø 8.5mm 2 hole fixing connection M4 fryer heaters windings 2 fryer		
<b>For models:</b>	EB12, EB12+12, ES12, ESD12		

6 hole fixing



<b>GEV No.</b>	420209	<b>Ref. No.</b>	00039278
<b>description</b>	heating element 9000W 230V heating circuits 3 L 310mm W 180mm H 235mm L1 10mm L2 300mm thread 1/4" mounting distance 34.5mm tube ø 8.5mm 6 hole fixing connection male faston 6.3mm immersion heater fryer		
<b>For models:</b>	ST12, ST12+12		

coil heating elements




<b>GEV No.</b>	420345	<b>Ref. No.</b>	00055600 00055640
<b>description</b>	heating element 1400W 230V L 285mm W 135mm ø 19.5mm thread 3/8" connection M5 for drying heating circuits 1 2 hole fixing		
<b>For models:</b>	EN, ET, ET020, ETA, ETE20, ETE21, ETE25, ETE27, ETS15		

immersion heating elements

miscellaneous







<b>GEV No.</b>	418574	<b>Ref. No.</b>	00203052 00203053
<b>description</b>	heating element 3000W 230V heating circuits 1 L 233mm W 45mm H 29mm rectangular flange hole distance 50mm hole ø 9.5mm connection male faston 6.3mm tube ø 8.5mm flange length 96mm flange width 80mm immersion heater INCOLOY-800		
<b>For models:</b>	BD13, BD14, BD46, BD47, BD50, BE35, BE40, BE50		







<b>accessories for</b>	418574		
	<b>GEV No.</b>	510401	<b>Ref. No.</b> 00003430
	gasket rubber L 88mm W 73mm thickness 5mm hole ø 7mm hole distance 65mm for heating element 4 holes ID ø 50mm		







<b>GEV No.</b>	415178	<b>Ref. No.</b>	00203049
<b>description</b>	heating element 3000W 230V immersion heater		
<b>For models:</b>	42, 42E, 48, 48E, 55, 55E, 60, 882, B11, B15, BD11, BD13, BD14, BD14alt, BD22, BE35, BE40, BE50, D30		



			
<b>GEV No.</b>	418548	<b>Ref. No.</b>	00003305 00003324 00003325
<b>description</b>	heating element 5200W 230V heating circuits 3 L 325mm W 47mm H 50mm tube ø 8.5mm hole distance 62mm hole ø 9.3mm connection M4 4 hole flange immersion heater flange width 81mm flange length 96mm with thermal fuse		
<b>For models:</b>	120, 160, 240, 885, 904, 906, 908, 912, C33, C34, C34dgt, C44, C44dgt, C44dgt-elt, C66, C66dgt, C66dgt-elt, C77, CE24, D120, D120dgt, D30, D35, D36, D40, D40ELT, D40ELT-BT-BA, D40i, D40i-BT-BA, D40i-ELT-BT-BA, D45, D80, D80F, D85, LP60		
<b>spare parts for</b>	418548		
	<b>GEV No.</b>	510401	<b>Ref. No.</b> 00003430
	gasket rubber L 88mm W 73mm thickness 5mm hole ø 7mm hole distance 65mm for heating element 4 holes ID ø 50mm		

			
<b>GEV No.</b>	415031	<b>Ref. No.</b>	00003324
<b>description</b>	heating element 5700W 230V heating circuits 3		
<b>accessories for</b>	415031		
	<b>GEV No.</b>	510401	<b>Ref. No.</b> 00003430
	gasket rubber L 88mm W 73mm thickness 5mm hole ø 7mm hole distance 65mm for heating element 4 holes ID ø 50mm		





			
<b>GEV No.</b>	415032	<b>Ref. No.</b>	00003330 00003334
<b>description</b>	heating element 7500W 230V heating circuits 3 4 hole flange immersion heater		
<b>For models:</b>	120, 160, 240, 882, 885, 904, 906, 908, 912, C33, C34, C34dgt, C44, C66, C66dgt, C66dgt-elt, C77, D120, D120dgt, D30, D36, D40, D40ELT, D40ELT-BT-BA, D40i, D40i-ELT-BT-BA, D45, D80, D80F, D85, EN, ET, ET020, ETA, ETE20, ETE21, ETE25, ETE27, ETS15, LP130, LP60, LP60H, LP61, LP61H, LP70, LPE100, LPE145, SQ885, SQT80		
<b>accessories for</b>	415032		
	<b>GEV No.</b>	510401	<b>Ref. No.</b> 00003430
	gasket rubber L 88mm W 73mm thickness 5mm hole ø 7mm hole distance 65mm for heating element 4 holes ID ø 50mm		
	<b>GEV No.</b>	521103	<b>Ref. No.</b> —
	nut thread M4 H 3mm WS 7 brass Qty 20 pcs		
	<b>GEV No.</b>	521104	<b>Ref. No.</b> —
	washer ID ø 4.3mm ED ø 8mm thickness 0.5mm brass Qty 20 pcs for thread M4		
	<b>GEV No.</b>	560111	<b>Ref. No.</b> —
	plain washer ID ø 4.3mm ED ø 9mm thickness 0.8mm SS Qty 20 pcs DIN 125A for thread M4		
	<b>GEV No.</b>	560131	<b>Ref. No.</b> —
	hexagonal nut thread M4 H 3.2mm WS 7 SS DIN/ISO DIN 934 / ISO 4032/8673 Qty 20 pcs		


			
<b>GEV No.</b>	415033	<b>Ref. No.</b>	00003349 old version
<b>description</b>	heating element 9000W 230V heating circuits 3 L 322mm W 37mm H 68mm tube ø 6.3mm hole distance 67/45mm hole ø 10mm connection M4 4 hole flange immersion heater		
<b>accessories for</b>	415033		
	<b>GEV No.</b>	510401	<b>Ref. No.</b> 00003430
	gasket rubber L 88mm W 73mm thickness 5mm hole ø 7mm hole distance 65mm for heating element 4 holes ID ø 50mm		
	<b>GEV No.</b>	521103	<b>Ref. No.</b> —
	nut thread M4 H 3mm WS 7 brass Qty 20 pcs		
	<b>GEV No.</b>	521104	<b>Ref. No.</b> —
	washer ID ø 4.3mm ED ø 8mm thickness 0.5mm brass Qty 20 pcs for thread M4		
	<b>GEV No.</b>	560111	<b>Ref. No.</b> —
	plain washer ID ø 4.3mm ED ø 9mm thickness 0.8mm SS Qty 20 pcs DIN 125A for thread M4		
	<b>GEV No.</b>	560131	<b>Ref. No.</b> —
	hexagonal nut thread M4 H 3.2mm WS 7 SS DIN/ISO DIN 934 / ISO 4032/8673 Qty 20 pcs		





			
<b>GEV No.</b>	420213	<b>Ref. No.</b>	00003335
<b>description</b>	heating element 9000W 240V heating circuits 3 L 483mm W 46mm H 40mm tube ø 8.5mm hole distance 65mm hole ø 9.5mm connection M4 4 hole flange immersion heater flange width 81mm flange length 96mm		
<b>For models:</b>	CE24, ETE20, ETE21, ETE25, ETE27, ETS15, LP130		
<b>accessories for</b>	420213		
	<b>GEV No.</b>	510401	<b>Ref. No.</b> 00003430
	gasket rubber L 88mm W 73mm thickness 5mm hole ø 7mm hole distance 65mm for heating element 4 holes ID ø 50mm		


			
<b>GEV No.</b>	418879	<b>Ref. No.</b>	00003349
<b>description</b>	heating element 9800W 230V heating circuits 3 L 322mm W 37mm H 68mm number of thermostat sleeves 2 thermostat sleeves ø 6.5/10mm length thermostat sleeves 185/80mm tube ø 6.3mm hole distance 65/45mm hole ø 10mm connection M4 4 hole flange immersion heater flange width 81mm flange length 96mm		
<b>For models:</b>	120, 160, 240, 885, 904, 906, 908, 912, C33, C34, C34dgt, C44, C44dgt, C44dgt-elt, C66, C66dgt, C66dgt-elt, C77, CW650-15, CW650-16, CW650-35, CW650-36, D120, D120dgt, D30, D40, D40ELT, D40ELT-BT-BA, D40i, D40i-BT-BA, D40i-ELT-BT-BA, D45, D80, D80F, D85, EN, ET, ET020, ETA, ETE20, ETE21, ETE25, ETE27, ETS15, LP130, LP60, LP60H, LP61, LP61H, LP70		
<b>accessories for</b>	418879		
	<b>GEV No.</b>	510401	<b>Ref. No.</b> 00003430
	gasket rubber L 88mm W 73mm thickness 5mm hole ø 7mm hole distance 65mm for heating element 4 holes ID ø 50mm		






1 1/4"			
			
<b>GEV No.</b>	415153	<b>Ref. No.</b>	00002430 00003251 00003270 00003271
<b>description</b>	heating element 5700W 230V heating circuits 3 thread 1 1/4" L 300mm W 85mm H 42mm L1 120mm L2 180mm W1 29mm W2 28mm H1 21mm H2 21mm tube ø 6.3mm connection male faston 6.3mm connection length 40mm flange with thread immersion heater		
<b>For models:</b>	120, 160, 240, 882, 885, 904, 906, 908, 912, C33, C44, C44dgt, C44dgt-elt, C66, C66dgt, C66dgt-elt, C77, D120, D120dgt, D35, D36, D40, D40ELT, D40ELT-BT-BA, D40i, D40i-ELT-BT-BA, D45, D80, D80F, D85, LP60, LP60H, LP61, LP61H, LP70		
<b>spare parts for</b>	415153		
	<b>GEV No.</b>	510405	<b>Ref. No.</b> —
	flat gasket fibre ED ø 56mm ID ø 42mm thickness 2mm for thread 1 1/4" Qty 1 pcs		
<b>accessories for</b>	415153		
	<b>GEV No.</b>	520232	<b>Ref. No.</b> —
	nut thread 1 1/4" H 5mm nickel-plated brass WS 47 Qty 1 pcs		
	<b>GEV No.</b>	528021	<b>Ref. No.</b> —
	flat gasket PTFE ED ø 53mm ID ø 42.5mm thickness 3mm Qty 1 pcs equiv. no. 12001/02286 suitable for Astoria/Aurora/Brasilia/Wega		




			
<b>GEV No.</b>	418981	<b>Ref. No.</b>	00003277
<b>description</b>	heating element 1000/1300/1400W 200/230/240V heating circuits 1 L 213mm W 67mm H 29mm thread 1/4" mounting distance 61mm tube ø 6.3mm connection male faston 6.3mm immersion heater		
<b>For models:</b>	BD46, BD47, BE35, BE40		

			
<b>GEV No.</b>	416281	<b>Ref. No.</b>	00203091
<b>description</b>	heating element 2000W 230V heating circuits 1 L 300mm W 76mm H 30mm thread 1/4" mounting distance 80mm tube ø 6.3mm connection male faston 6.3mm 2 hole fixing connection length 15mm immersion heater		
<b>For models:</b>	B11, B15, BD11, BD13, BD14, BD14alt, BD22, BD46, BD47, D30, D35, D36, D40, D40ELT, D40ELT-BT-BA, D40i, D40i-ELT-BT-BA		
<b>spare parts for</b>	416281		
	<b>GEV No.</b>	510417	<b>Ref. No.</b> —
	flat gasket fibre ED ø 20mm ID ø 14mm thickness 2mm Qty 1 pcs		
<b>accessories for</b>	416281		
	<b>GEV No.</b>	361182	<b>Ref. No.</b> —
	nut thread 1/4" H 5mm nickel-plated brass WS 17 Qty 1 pcs		
	<b>GEV No.</b>	520228	<b>Ref. No.</b> —
	tooth lock washer ID ø 15.3mm ED ø 24mm steel Qty 1 pcs for thread M14		

<b>accessories for</b>	416281		
	<b>GEV No.</b>	550262	<b>Ref. No.</b> —
	flat gasket copper ED ø 20mm ID ø 14mm thickness 2mm		

			
<b>GEV No.</b>	415176	<b>Ref. No.</b>	00203089
<b>description</b>	heating element 2700W 230V heating circuits 1 L 350mm W 70mm thread 1/4" mounting distance 64mm tube ø 6.25mm 2 hole fixing immersion heater connection male faston 6.3mm		
<b>For models:</b>	42, 42E, 48, 48E, 55, 55E, 60		


			
<b>GEV No.</b>	416282	<b>Ref. No.</b>	00018070
<b>description</b>	heating element 3200W 230V heating circuits 1 L 350mm W 77mm H 33mm thread 1/4" mounting distance 71mm tube ø 6.3mm connection male faston 6.3mm 2 hole fixing immersion heater		
<b>For models:</b>	882, 885, BD50, BE50, BE50T, C33, C34, C34dgt, C44, C44dgt, C44dgt-elt, C66, C77, CE24, D120, D120dgt, D80, D80F, D85, LP60, LP60H		
<b>spare parts for</b>	416282		
	<b>GEV No.</b>	510417	<b>Ref. No.</b> —
	flat gasket fibre ED ø 20mm ID ø 14mm thickness 2mm Qty 1 pcs		


<b>accessories for</b>	416282		
	<b>GEV No.</b>	361182	<b>Ref. No.</b> —
	nut thread 1/4" H 5mm nickel-plated brass WS 17 Qty 1 pcs		
	<b>GEV No.</b>	520228	<b>Ref. No.</b> —
	tooth lock washer ID ø 15.3mm ED ø 24mm steel Qty 1 pcs for thread M14		
	<b>GEV No.</b>	550262	<b>Ref. No.</b> —
	flat gasket copper ED ø 20mm ID ø 14mm thickness 2mm		

## thermostats

### bi-metal thermostats

#### safety bi-metal thermostats

			
<b>GEV No.</b>	390748	<b>Ref. No.</b>	22110020
<b>description</b>	bi-metal safety thermostat hole distance 23.5mm switch-off temp. 100°C 1NC 1-poleA connection F6.3		
<b>For models:</b>	42, 42E, 48, 48E, 55, 55E, 60, 882, B11, B15, BD11, BD13, BD14, BD14alt, BD22, BE35, BE40, D30		




<b>GEV No.</b>	390681	<b>Ref. No.</b>	22110021
<b>description</b>	bi-metal safety thermostat hole distance 40mm switch-off temp. 105°C 2NC 2-pole 16A 250V connection F6.3		
<b>For models:</b>	BE35, BE40, BE50		

Image not available

<b>GEV No.</b>	375757	<b>Ref. No.</b>	22110020 old version
<b>description</b>	bi-metal safety thermostat switch-off temp. 100°C 1NC 1-pole 16A connection F6.3		

bi-metal thermostats



<b>GEV No.</b>	390909	<b>Ref. No.</b>	22180101
<b>description</b>	bi-metal thermostat hole distance 46mm switch-off temp. 56°C 1NC 1-pole 16A 250V connection F6.3 Qty 1 pcs		
<b>For models:</b>	BE35, BE40		

control and safety thermostats

EGO

control thermostats

55.10/19\_series



<b>GEV No.</b>	390779	<b>Ref. No.</b>	22140003 22140004
<b>description</b>	thermostat t.max. 190°C temperature range 105-190°C 1-pole 1NO 0.5A probe ø 4mm probe L 235mm capillary pipe 1470mm capillary pipe isolated 1250mm gland nut M10x1 shaft ø 6x4.6mm shaft L 23mm shaft position lower rotation 270°		
<b>For models:</b>	ES12, ES20, ESD12, ESD20, GSDT12, GSDT20, GST12, GST20, GW209T, GW209T, GWDT12, GWDT20, GWT12, GWT20, ST12, ST12+12, ST7, ST7+7		



<b>GEV No.</b>	390731	<b>Ref. No.</b>	22140002
<b>description</b>	thermostat t.max. 195°C temperature range 65-195°C 1-pole 1NO 16A probe ø 4mm probe L 106mm capillary pipe 1470mm capillary pipe isolatedmm gland nut shaft ø 6x4.6mm shaft L 23mm shaft position° shaft position upper rotation 270°		
<b>For models:</b>	GSDT12, GSDT20, GST12, GST20, GVM35T, GWDT12, GWDT20, GWT12, GWT20, ST12, ST12+12, ST4, ST6, ST7, ST7+7		



<b>GEV No.</b>	390174	<b>Ref. No.</b>	00003323 22140001
<b>description</b>	thermostat t.max. 204°C temperature range 65-204°C 1-pole 1NO 16A probe ø 4mm probe L 89mm capillary pipe 600mm capillary pipe isolatedmm gland nut shaft ø 6x4.6mm shaft L 23mm shaft position upper rotation 270° probe material SS		
<b>For models:</b>	EB12, EB12+12, EB18P, EB6, EB6+6, EB8, EM12, EM12+12, EM20, EM20+20, EM20+20-900, EM20-900, EM240, EM35, EM360, EM40-900, EM480, EM612, ES12, ES20, ESD12, ESD20, FE12, FE20, FE20+20, FE30, FE30+30, KES20, KESD20		





<b>GEV No.</b>	390172	<b>Ref. No.</b>	0000317a 00057151 22110002
<b>description</b>	thermostat t.max. 50°C temperature range fixed 50°C 1-pole 1CO 16A probe ø 11mm probe L 45mm capillary pipe 850mm capillary pipe isolated 830mm gland nut shaft Lmm shaft position screw-in probe probe thread 3/8"		
<b>For models:</b>	120, 160, 240, 42, 42E, 48, 48E, 55, 55E, 60, 882, 885, 904, 906, 908, 912, B11, B15, BD11, BD13, BD14, BD14alt, BD22, BD46, BD47, BD50, BE50, BE50T, C33, C34, C34dgt, C44, C44dgt, C44dgt-elt, C66, C66dgt, C66dgt-elt, C77, CW650-15, CW650-16, CW650-35, CW650-36, D120, D120dgt, D30, D35, D36, D40, D40i, D45...(Other models you can see in the webshop)		
<b>accessories for</b>	390172		
		<b>GEV No.</b>	506024
		<b>Ref. No.</b>	—
	nut thread 3/8" H 6mm SS WS 22 Qty 1 pcs		

Table continues overleaf





accessories for	390172			
	GEV No.	521137	Ref. No.	—
	flat gasket fibre ED ø 20mm ID ø 18mm thickness 1.5mm for thread 3/8" Qty 1 pcs			



<b>GEV No.</b>	375534	<b>Ref. No.</b>	22180004
<b>description</b>	thermostat t.max. 90°C temperature range 19-90°C 1-pole 1CO 16A probe ø 6mm probe L 129mm capillary pipe 980mm capillary pipe isolated 960mm gland nut shaft Lmm shaft position rotation 180°		
<b>For models:</b>	B11, B15, BD11, BD13, BD14, BD14alt, BD22, BD46, BD47, BD50, BE35, BE40, BE50, BE50T, C33, C34, C34dgt, C44, C44dgt, C44dgt-elt, C66, C66dgt, C66dgt-elt, C77, CE24, CW650-15, CW650-16, CW650-35, CW650-36, D120, D120dgt, D30, D35, D36, D40, D40i, D40i-BT-BA, D45, D80, D80F, D85, ETE20, ETE21, ETE25, ETE27, LP60, LP60H, LP61, LP61H, LP70		

55.34\_ series



<b>GEV No.</b>	390057	<b>Ref. No.</b>	00033240 22160001
<b>description</b>	thermostat t.max. 192°C temperature range 100-192°C 3-pole 3NO 16A probe ø 7mm probe L 200mm capillary pipe 870mm capillary pipe isolatedmm gland nut shaft ø 6x4.6mm shaft L 23mm shaft position upper° rotation 270°		
<b>For models:</b>	EB12, EB12+12, EB18P, EB6, EB6+6, EB8, EM12, EM12+12, EM20, EM20+20, EM20+20-900, EM20-900, EM35, EM40-900, ES12, ESD12		



<b>GEV No.</b>	390043	<b>Ref. No.</b>	00003190
<b>description</b>	thermostat t.max. 80°C temperature range fixed 80°C capillary pipe isolatedmm gland nut		




<b>GEV No.</b>	390042	<b>Ref. No.</b>	00003190 0000319A 22190001
<b>description</b>	thermostat t.max. 85°C temperature range 35-85°C 3-pole 3CO 16A probe ø 9.5mm probe L 80mm capillary pipe 870mm capillary pipe isolatedmm gland nut shaft ø 6x4.6mm shaft L 23mm shaft position upper° rotation 180° with disc disc ø 10mm		

safety thermostats

55.10/19\_ series



<b>GEV No.</b>	390738	<b>Ref. No.</b>	22180100
<b>description</b>	safety thermostat switch-off temp. 107°C 1-pole 1NC 16A probe ø 6mm probe L 77mm capillary pipe 1170mm capillary pipe isolated 1150mm gland nut probe probe material SS		
<b>For models:</b>	EN, ET, ET020, ETA, LPE100, LPE145		



<b>GEV No.</b>	375178	<b>Ref. No.</b>	22170001
<b>description</b>	safety thermostat switch-off temp. 230°C 1-pole 0.5A probe ø 4mm probe L 116mm capillary pipe 1500mm capillary pipe isolatedmm gland nut probe SS		
<b>For models:</b>	FG125, FG12M, FG157, FG159, FG24M, FG307, FG309, GB10, GBD10, GM12, GM12+12, GM20+20, GM20+20-900, GM25+25-900, GM2532, GM2542, GM25-900, GM35, GM50-900, GMD2532, GMD2542, GSDT12, GSDT20, GST12, GST20, GVM35, GVM35T, GW12, GW20, GWD12, GWD20, GWD12, GWD20, GW-MODULARI, GWT12, GWT20		



<b>GEV No.</b>	390730	<b>Ref. No.</b>	161142 22170003
<b>description</b>	safety thermostat switch-off temp. 230°C 1-pole 0.5A probe ø 4mm probe L 125mm capillary pipe 1550mm capillary pipe isolated 1410mm gland nut probe		
<b>For models:</b>	FG12M, FG24M, GB10, GBD10, GSDT12, GSDT20, GST12, GST20, GVM35T, GW12ELT, GW209T, GW20ELT, GWD12ELT, GWD209T, GW- D20ELT, GWDT12, GWDT20, GWT12, GWT20		

55.32\_ series



<b>GEV No.</b>	390178	<b>Ref. No.</b>	22100002
<b>description</b>	safety thermostat switch-off temp. 124°C 3-pole 20A probe ø 6mm probe L 74mm capillary pipe 900mm capillary pipe isolated 900mm gland nut probe SS		
<b>For models:</b>	120, 160, 240, 882, 885, 904, 906, 908, 912, C33, C34, C34dgt, C44, C44dgt, C44dgt-elt, C66, C66dgt, C66dgt-elt, C77, CE24, D120, D120dgt, D30, D35, D36, D40, D40ELT, D40ELT-BT-BA, D40i, D40i-BT- BA, D45, D80, D80F, D85, EN, ET, ET020, ETA, ETE20, ETE21, ETE25, ETE27, ETS15, LP130, LP60, LP60H, LP61, LP61H, LP70, SQ885...(Other models you can see in the webshop)		

55.14\_ series



<b>GEV No.</b>	390176	<b>Ref. No.</b>	00003227 22130001
<b>description</b>	safety thermostat switch-off temp. 230°C 1-pole 16A probe ø 6mm probe L 74mm capillary pipe 600mm capillary pipe isolatedmm gland nut probe SS		
<b>For models:</b>	EB12, EB12+12, EB18P, EB6, EB6+6, EB8, EM12, EM12+12, EM20, EM20+20, EM20+20-900, EM20-900, EM35, EM40-900		

55.33\_ series



<b>GEV No.</b>	375796	<b>Ref. No.</b>	00032280 22150002 22150003
<b>description</b>	safety thermostat switch-off temp. 220°C 3-pole 3NC 20A probe ø 6mm probe L 107mm capillary pipe 870mm capillary pipe isolated 800mm gland nut probe		
<b>For models:</b>	EB12, EB12+12, EB8, EM12, EM12+12, EM20, EM20+20, ES12, ES20, ESD12, ESD20, KES20, KESD20, ST12, ST12+12, ST7, ST7+7		

55.31\_ series



<b>GEV No.</b>	390091	<b>Ref. No.</b>	22150001
<b>description</b>	safety thermostat switch-off temp. 230°C 3-pole 20A probe ø 6mm probe L 239mm capillary pipe 830mm capillary pipe isolatedmm gland nut probe SS 380V		
<b>For models:</b>	EB12, EB12+12, EB18P, EB6, EB6+6, EB8, EM12, EM12+12, EM20, EM20+20, EM20+20-900, EM20-900, EM35, EM40-900, FE12, FE20, FE20+20, FE30, FE30+30		

56\_ series






<b>GEV No.</b>	390714	<b>Ref. No.</b>	00032270
<b>description</b>	safety thermostat switch-off temp. 230°C 1-pole 1NC 16A probe ø 6mm probe L 75mm capillary pipe 740mm capillary pipe isolated 200mm gland nut probe SS		
<b>For models:</b>	EB6, EB6+6, ES20, ESD20, KES20, KESD20, ST4, ST6		





IMIT / TEMPOMATIC / ARTHERMO

control thermostats

			
<b>GEV No.</b>	390173	<b>Ref. No.</b>	00003170 00057150
<b>description</b>	thermostat t.max. 87°C temperature range 27-87°C 1-pole 1CO 15A probe ø 6.5mm probe L 95mm capillary pipe 1000mm capillary pipe isolated 1000mm gland nut shaft ø 6x4.6mm shaft L 19mm rotation 270° with disc disc ø 14.5mm		
<b>For models:</b>	120, 160, 240, 42, 42E, 48, 48E, 55, 55E, 60, 882, 885, 904, 906, 908, 912, C33, C44, C66, D120, EN, ET, ET020, ETA, LP130, LP60, LP70, LPE100, LPE145, SQ885, SQT80		
<b>accessories for</b>	390173		
	<b>GEV No.</b>	110100	<b>Ref. No.</b> —
	 knob thermostat t.max. 90°C 0-90°C ø 42mm shaft ø 6x4.6mm shaft flat -135° black		
	<b>GEV No.</b>	110310	<b>Ref. No.</b> —
	 rosette knob up to ø 45mm		


safety thermostats

			
<b>GEV No.</b>	375850	<b>Ref. No.</b>	22130002
<b>description</b>	safety thermostat switch-off temp. 230°C 1-pole 1NC 15A probe ø 3.5mm probe L 200mm capillary pipe 950mm capillary pipe isolated mm gland nut probe SS 250V		
<b>For models:</b>	EM20, EM20+20, ES20, ESD20, KES20, KESD20, ST12, ST12+12		

			
<b>GEV No.</b>	375851	<b>Ref. No.</b>	00032610
<b>description</b>	safety thermostat switch-off temp. 230°C 1-pole capillary pipe isolatedmm gland nut probe		


various

control thermostats


			
<b>GEV No.</b>	390196	<b>Ref. No.</b>	22180004 old version
<b>description</b>	thermostat t.max. 93°C temperature range 35-93°C 1-pole		

accessories



fitting parts

			
<b>GEV No.</b>	511627	<b>Ref. No.</b>	00003400
<b>description</b>	screw connection for boiler IT M16x1 ET 3/8"		
<b>For models:</b>	120, 160, 240, 42, 42E, 48, 48E, 55, 55E, 60, 882, 885, 904, 906, 908, 912, D30, LPE100, LPE145, SQ885, SQT80		


gland ducts

			
<b>GEV No.</b>	551076	<b>Ref. No.</b>	00038680
<b>description</b>	gland duct ET M11x1 IT M10x1 probe ø max. 4mm WS 22 copper stainless steel L 30mm		
<b>For models:</b>	FG12M, FG24M, GB10, GBD10, GSDT12, GSDT20, GST12, GST20, GW209T, GWDT12, GWDT20, GWT12, GWT20		

plunger sockets

			
<b>GEV No.</b>	550139	<b>Ref. No.</b>	00030500
<b>description</b>	thermowell thread 3/4" L 310mm SS double ø 8mm hole ø 7mm		
<b>For models:</b>	FG125, FG157, FG159, FG307, FG309, GM12, GM12+12, GM20+20, GM20+20-900, GM25+25-900, GM2532, GM2542, GM25-900, GM35, GM50-900, GMD2532, GMD2542, GVM35, GVM35T, GW12, GW20, GWD12, GWD20, GW-MODULARI		
<b>accessories for</b>	550139		
	<b>GEV No.</b>	520234	<b>Ref. No.</b> —
	 nut thread 3/4" H 5mm brass WS 30 Qty 1 pcs		

miscellaneous

			
<b>GEV No.</b>	550268	<b>Ref. No.</b>	00032290
<b>description</b>	cover cap for push-button		
<b>For models:</b>	EB12, EB12+12, EB18P, EB6, EB6+6, EB8, EM12, EM12+12, EM20, EM20+20, EM20+20-900, EM20-900, EM35, EM40-900, ES12, ES20, ESD12, ESD20, FE12, FE20, FE20+20, FE30, FE30+30, KES20, KESD20		



## switches and momentary switches

## push/momentary push switches

17x13mm



1

<b>GEV No.</b>	345950	<b>Ref. No.</b>	28160041
<b>description</b>	momentary push switch mounting measurements 17x13mm grey 2CO 250V 16A connection male faston 6.3mm ambient temperature max. 150/75°C protection IP40		
<b>For models:</b>	BD14, C33		

20.6x16.4mm



1

<b>GEV No.</b>	345948	<b>Ref. No.</b>	28160038 28160039
<b>description</b>	momentary push switch mounting measurements 20.6x16.4mm grey 2CO 250V 16A outflow connection male faston 6.3mm ambient temperature max. 150°C protection IP40		
<b>For models:</b>	BD14, C33		



1

<b>GEV No.</b>	345949	<b>Ref. No.</b>	28160040
<b>description</b>	push switch mounting ø 20.6x16.4mm grey 2CO 250V 16A connection male faston 6.3mm ambient temperature max. 150°C protection IP40		
<b>For models:</b>	BD14, C33		

28.5x28.5mm



1

<b>GEV No.</b>	345940	<b>Ref. No.</b>	28160020
<b>description</b>	momentary push switch mounting measurements 28.5x28.5mm grey 2CO 240V 16A connection male faston 6.3mm ambient temperature max. 150°C protection IP40		
<b>For models:</b>	120, 160, 240, 42, 42E, 48, 48E, 55, 55E, 60, 882, 885, 904, 906, 908, 912, C44, C66, C77, LP130, LP60, LP60H, LP61, LP61H, LP70		



1

<b>GEV No.</b>	345942	<b>Ref. No.</b>	28160024 28160273
<b>description</b>	push switch mounting measurements 28.5x28.5mm grey 2CO 250V 16A connection male faston 6.3mm ambient temperature max. 150°C protection IP40		
<b>For models:</b>	LP130, LP60, LP60H, LP61, LP61H, LP70		



1

<b>GEV No.</b>	345953	<b>Ref. No.</b>	28160273
<b>description</b>	push switch mounting measurements 28.5x28.5mm grey 2CO 250V 16A connection male faston 6.3mm ambient temperature max. 150°C protection IP40		
<b>For models:</b>	C44, C66, C77		



1

<b>GEV No.</b>	345943	<b>Ref. No.</b>	28160026 28160272
<b>description</b>	momentary push switch mounting measurements 28.5x28.5mm grey 2CO 250V 16A clock connection male faston 6.3mm ambient temperature max. 125/55°C protection IP40		
<b>For models:</b>	B11, B15, BD11, BD13, BD22, BD50, BE35, BE40, BE50, BE50T, D120, D30, D35, D40, D40ELT, D40i, D40i-BT-BA, D80, D80F		



1

<b>GEV No.</b>	345941	<b>Ref. No.</b>	28160022
<b>description</b>	momentary push switch mounting measurements 28.5x28.5mm grey 2CO 250V 16A drain pump connection male faston 6.3mm ambient temperature max. 150°C protection IP40		
<b>For models:</b>	120, 160, 240, 42, 42E, 48, 48E, 55, 55E, 882, 885, 904, 906, 908, 912		



1

<b>GEV No.</b>	345947	<b>Ref. No.</b>	28160037
<b>description</b>	momentary push switch mounting measurements 28.5x28.5mm grey 2CO 250V 16A drain pump connection male faston 6.3mm ambient temperature max. 150°C protection IP40		
<b>For models:</b>	C44, C66, C77, D120, D30, D40, D40ELT, D80, D80F		




1


<b>GEV No.</b>	347990	<b>Ref. No.</b>	28160045
<b>description</b>	momentary push switch mounting measurements 28.5x28.5mm grey 2CO 250V 16A regeneration connection male faston 6.3mm		
<b>For models:</b>	D35, D40i		



28.5x77.5mm



<b>GEV No.</b>	345944	<b>Ref. No.</b>	28160028 28160034
<b>description</b>	switch combination latching mounting measurements 28.5x77.5mm grey 2CO/2CO/2CO 250V 16A main switch connection male faston 6.3mm ambient temperature max. 85°C protection IP40		
<b>For models:</b>	B11, B15, BD11, BD13, D30		



<b>GEV No.</b>	345954	<b>Ref. No.</b>	28160274
<b>description</b>	switch combination latching mounting measurements 28.5x77.5mm grey 2CO/2CO/2CO 250V 16A connection male faston 6.3mm ambient temperature max. 85°C protection IP40		
<b>For models:</b>	C44, C66, C77		



<b>GEV No.</b>	345945	<b>Ref. No.</b>	28160029 28160033
<b>description</b>	switch combination latching mounting measurements 28.5x77.5mm grey 2CO/2CO/2CO 250V 16A main switch/program/drain pump connection male faston 6.3mm ambient temperature max. 85°C protection IP40		
<b>For models:</b>	CE24, D35, D40, D40i, D40i-BT-BA		



<b>GEV No.</b>	345180	<b>Ref. No.</b>	28160021 28160023
<b>description</b>	switch combination mounting measurements 28.5x77.5mm grey 1CO/1CO/1CO 250V 16A connection male faston 6.3mm ambient temperature max. 85°C protection IP40		
<b>For models:</b>	120, 160, 240, 882, 885, 904, 906, 908, 912, C44, C66, LP130, LP60, LP60H, LP61, LP61H, LP70, SQ885, SQT80		



<b>GEV No.</b>	345946	<b>Ref. No.</b>	28160036
<b>description</b>	switch combination mounting measurements 28.5x77.5mm grey 2CO/2CO/2CO 250V 16A double arrow/arrow/main switch connection male faston 6.3mm ambient temperature max. 85°C protection IP40		
<b>For models:</b>	D120, D40ELT, D80, D80F		

miscellaneous



<b>GEV No.</b>	345951	<b>Ref. No.</b>	28160043
<b>description</b>	momentary push switch grey 2CO 250V 16A without frame drain connection male faston 6.3mm ambient temperature max. 85°C		
<b>For models:</b>	B11, BD11, BD13, BD22, BD50, BE35, BE40, BE50, BE50T		



<b>GEV No.</b>	345952	<b>Ref. No.</b>	28160044
<b>description</b>	momentary push switch grey 2CO 250V 16A without frame rinsing connection male faston 6.3mm ambient temperature max. 85°C		
<b>For models:</b>	B11, BD11, BD13, BD50, BE35, BE40		

microswitches

lever actuated




<b>GEV No.</b>	345183	<b>Ref. No.</b>	25190005
<b>description</b>	microswitch with double lever 250V 16A 2CO connection male faston 6.3mm L 50mm ambient temperature max. 125°C mounting distance 22.5mm type N16 actuating force: 290g lever length 47mm		
<b>For models:</b>	42, 42E, 48, 48E, 55, 60, C33, C44, C66, C77, CW650-15, CW650-16, CW650-35, CW650-36		




<b>GEV No.</b>	345178	<b>Ref. No.</b>	25190003
<b>description</b>	microswitch with lever 250V 16A 1CO connection male faston 6.3mm L 28mm L1 37mm ambient temperature max. 125°C mounting distance 22mm actuating force: 220g lever length 33mm		
<b>For models:</b>	120, 160, 240, 885, 904, 906, 908, 912, C44, C66, C77, D40i, D40i-BT-BA, D40i-ELT-BT-BA, EB12, EB12+12, EB6, EB6+6, EB8, EM12, EM12+12, EM20, EM20+20, ES12, ES20, ESD12, ESD20, FE12, FE20, FE20+20, FE30, FE30+30, KES20, KESD20, ST12, ST12+12, ST7, ST7+7		




			
1			
<b>GEV No.</b>	345255	<b>Ref. No.</b>	25190007
<b>description</b>	microswitch with lever 250V 16A 1CO connection male faston 6.3mm L 35mm L1 28mm ambient temperature max. 125°C mounting distance 22mm actuating force: 136g lever length 27mm		
<b>For models:</b>	B11, BD11, BD13, BD14, BD14alt, BD22, C34, C34dgt, C44, C44dgt, C44dgt-elt, C66, C66dgt, C66dgt-elt, C77, CE24, D30, D40, D40ELT, D40ELT-BT-BA, D80, D80F, EN, ST4, ST6		


## roller-lever actuated


## non-standard


			
1			
<b>GEV No.</b>	345186	<b>Ref. No.</b>	00000639 00006390 25190001
<b>description</b>	microswitch with handle with a switch 250V 15A 1CO connection male faston 6.3mm L 42mm ambient temperature max. 85°C lever length 37mm		
<b>For models:</b>	120, 160, 240, 885, SQ885, SQT80		


## accessories

			
1			
<b>GEV No.</b>	511892	<b>Ref. No.</b>	00011115
<b>description</b>	actuator for microswitch kit		
<b>For models:</b>	885, 904, 906, 908, 912		

			
1			
<b>GEV No.</b>	511081	<b>Ref. No.</b>	00011100
<b>description</b>	actuator microswitch		
<b>For models:</b>	42, 42E, 48, 48E, 55, 60		


			
1			
<b>GEV No.</b>	511111	<b>Ref. No.</b>	00006410
<b>description</b>	actuator microswitch kit		

			
1			
<b>GEV No.</b>	511119	<b>Ref. No.</b>	00011090
<b>description</b>	actuator microswitch kit		
<b>For models:</b>	120, 160, 240, SQ885, SQT80		


			
1			
<b>GEV No.</b>	511112	<b>Ref. No.</b>	00006401 640H
<b>description</b>	lever for microswitch		
<b>For models:</b>	E500, MR600		


## position switches

## LOVATO


			
1			
<b>GEV No.</b>	347579	<b>Ref. No.</b>	25190004
<b>description</b>	position switch plastic 1NO/1NC 400V 3A L 110mm W 30mm H 44mm protection IP66/67 actuating force: 380g screw connection M16 mounting distance 22mm type ZCP21		
<b>For models:</b>	ET, ETE20, ETE21, ETE25, ETE27, ETS15		

## TELEMECANIQUE (EFA)


			
1			
<b>GEV No.</b>	347579	<b>Ref. No.</b>	25190004
<b>description</b>	position switch plastic 1NO/1NC 400V 3A L 110mm W 30mm H 44mm protection IP66/67 actuating force: 380g screw connection M16 mounting distance 22mm type ZCP21		
<b>For models:</b>	ET, ETE20, ETE21, ETE25, ETE27, ETS15		


			
1			
<b>GEV No.</b>	347903	<b>Ref. No.</b>	00073790 25190002
<b>description</b>	position switch plastic 1NO/1NC 400V 3A L 110mm W 30mm H 44mm protection IP66/67 actuating force: 380g screw connection M16 mounting distance 22mm type ZCP21		
<b>For models:</b>	D40i, D40i-ELT-BT-BA, EN, ET, ET020, ETA, LP100, LP145, LPE100, LPE145		


## system switches (ROLD)


			
1			
<b>GEV No.</b>	346233	<b>Ref. No.</b>	28160205 28160210 28160218 28160219
<b>description</b>	blank ø 23.3mm grey		
<b>For models:</b>	BD50, BE35, BE40, BE50, BE50T		





			
1			
<b>GEV No.</b>	347193	<b>Ref. No.</b>	28160250
<b>description</b>	momentary switch unit 1NO 250V 16A connection male faston 6.3mm		
<b>For models:</b>	BD14alt, BD50, BE35, BE40, BE50		

			
1			
<b>GEV No.</b>	346256	<b>Ref. No.</b>	28160214
<b>description</b>	push button ø 23mm grey clock no lens		
<b>For models:</b>	BD50, BE35, BE40, BE50, CE24		

			
1			
<b>GEV No.</b>	346255	<b>Ref. No.</b>	28160202
<b>description</b>	push button ø 23mm grey drain pump		
<b>For models:</b>	BE35, BE40, BE50		

			
1			
<b>GEV No.</b>	346253	<b>Ref. No.</b>	28160213
<b>description</b>	push button ø 23mm grey main switch		
<b>For models:</b>	BD50, BE35, BE40, BE50, CE24		


			
1			
<b>GEV No.</b>	345651	<b>Ref. No.</b>	28160253
<b>description</b>	switch 2CO 250V 16A connection male faston 6.3mm		


			
1			
<b>GEV No.</b>	347504	<b>Ref. No.</b>	28160275
<b>description</b>	switch 2CO 250V 16A connection male faston 6.3mm		
<b>For models:</b>	CE24		


rotary switches

BRETER


rotary switches


			
1			
<b>GEV No.</b>	345165	<b>Ref. No.</b>	25100102 old version
<b>description</b>	rotary switch 16A 2-pole		

			
1			
<b>GEV No.</b>	345015	<b>Ref. No.</b>	00005980
<b>description</b>	rotary switch 16A connection screw clamp 3-pole shaft 5x5mm		

			
1			
<b>GEV No.</b>	345166	<b>Ref. No.</b>	25120001 old version
<b>description</b>	rotary switch 4-pole		

TECNOMATIC

			
1			
<b>GEV No.</b>	345016	<b>Ref. No.</b>	0000597A 25100001
<b>description</b>	rotary switch 2 0-1 sets of contacts 1 type HD1201R000 600V 12A shaft ø 5x5mm shaft L 23mm shaft square connection screw		
<b>For models:</b>	EB12, EB12+12, EB18P, EB6, EB6+6, EB8, EM12, EM12+12, EM20, EM20+20, EM20+20-900, EM20-900, EM35, EM40-900, ES12, ES20, ESD12, ESD20, FE12, FE20, FE20+20, FE30, FE30+30, KES20, KESD20, ST12, ST12+12, ST7, ST7+7		

			
1			
<b>GEV No.</b>	347055	<b>Ref. No.</b>	25100102
<b>description</b>	rotary switch 2 0-1 sets of contacts 2 type HD1602R000 600V 16A shaft ø 5x5mm shaft L 23mm shaft square connection screw		
<b>For models:</b>	120, 160, 240, 42, 42E, 48, 48E, 55, 55E, 60, 882, 885, 904, 906, 908, 912, C44, C66, CW650-15, CW650-16, CW650-35, CW650-36, SQ885, SQT80		



## magnetic switches


36x13mm



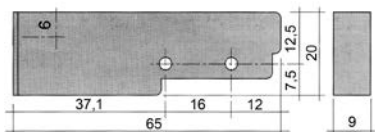
1


<b>GEV No.</b>	345955	<b>Ref. No.</b>	25110113
<b>description</b>	magnetic switch L 36mm W 13mm connection cable		
<b>For models:</b>	42, 42E, 48, 48E, 55, 55E, 882, 885, B11, B15, BD46, BD47, BD50, BE35, BE40, BE50, BE50T, D120, D120dgt, D30, D35, D36, D45, D85, ETE20, ETE21, ETE25, ETE27, ETS15, LP60, LP60H, LP61, LP61H		

65x20mm




1




<b>GEV No.</b>	345116	<b>Ref. No.</b>	25240003
<b>description</b>	magnetic switch L 65mm W 20mm 1NO 250V 0.4A P max. 100W connection cable cable length 3000mm		
<b>For models:</b>	EN, ET, ET020, ETA, ETE20, ETE21, ETE25, ETE27, LP130, LP70, LPE100, LPE145		
<b>accessories for</b>	345116		
	<b>GEV No.</b>	345399	<b>Ref. No.</b> —
	magnet $\varnothing$ 3.3mm L 40mm H 8mm W 13mm hole distance 30mm M3		

## accessories

## magnets



1

<b>GEV No.</b>	519049	<b>Ref. No.</b>	25110115
<b>description</b>	magnet $\varnothing$ mm L 63mm H 10.7mm W 18.8mm hole distance 52mm M2 hole $\varnothing$ 2mm		
<b>For models:</b>	ETE20, ETE21, ETE25, ETE27, ETS15		
<b>accessories for</b>	519049		
	<b>GEV No.</b>	560095	<b>Ref. No.</b> —
	sheet metal screws $\varnothing$ 2.9mm L 9.5mm SS Qty 20 pcs DIN 7981/ISO 7049 head $\varnothing$ 5.6mm oval head		

## miscellaneous



1

<b>GEV No.</b>	347904	<b>Ref. No.</b>	00065606
<b>description</b>	holding plate L 62mm W 26mm for magnetic switch		
<b>For models:</b>	LP60, LP60H, LP61, LP61H		

## control equipment


## TELEMECANIQUE (EFA)

## ZB4 series

## switches (complete)




1

<b>GEV No.</b>	346925	<b>Ref. No.</b>	00061070
<b>description</b>	rotary selector mounting measurements $\varnothing$ 22mm latching white illuminated rotation 90° sequence 0-1		
<b>For models:</b>	EN, ET, ET020, ETA, ETE20, ETE21, ETE25, ETE27, ETS15, LPE100, LPE145		
<b>spare parts for</b>	346925		
	<b>GEV No.</b>	347385	<b>Ref. No.</b> —
	contact block EFA ZBE-101 1NO max 230V 10(6)A black		





			
1			
<b>GEV No.</b>	347905	<b>Ref. No.</b>	00061060
<b>description</b>	rotary selector mounting measurements ø22mm latching white illuminated sequence 0-1		
<b>For models:</b>	ETS15, LP130, LP60, LP60H, LP61, LP61H, LP70		


## lamps

### indicator lights

#### indicator lights 3-piece (housing, lens and bulb)


#### lamps

#### light bulbs

			
1			
<b>GEV No.</b>	359236	<b>Ref. No.</b>	00006460 28130003
<b>description</b>	light bulb socket E10 24V 3W ø 10mm L 28mm		


#### indicator lights (complete)

#### ø 6mm

			
1			
<b>GEV No.</b>	359005	<b>Ref. No.</b>	28100006
<b>description</b>	indicator light ø 6mm 230V yellow cable length 400mm		
<b>For models:</b>	120, 160, 240, 42, 42E, 48, 48E, 55, 55E, 60, 882, 885, 904, 906, 908, 912, C44, C66, CW650-15, CW650-16, CW650-35, CW650-36, SQ885, SQT80		


#### ø10mm

#### with plug-in socket

			
1			
<b>GEV No.</b>	359140	<b>Ref. No.</b>	28100007
<b>description</b>	indicator light ø 10mm yellow 230V connection male faston 6.3mm Qty 1 pcs		
<b>For models:</b>	120, 160, 240, 42, 42E, 48, 48E, 55, 55E, 60, 882, 885, 904, 906, 908, 912, B11, B15, C44, C66, LP70, SQ885, SQT80		


#### ø12mm


#### with screw socket

			
1			
<b>GEV No.</b>	359048	<b>Ref. No.</b>	28110100 28110101
<b>description</b>	indicator light ø 12mm 230V yellow connection male faston 6.3mm		
<b>For models:</b>	D35, D40ELT, D40i, D40i-BT-BA		


#### ø13mm

#### with screw socket

			
1			
<b>GEV No.</b>	359146	<b>Ref. No.</b>	28100011
<b>description</b>	indicator light ø 13mm 230V yellow		
<b>For models:</b>	B11, BD11, BD13, BD14, BD14alt, BD22, BD50, BE35, BE40, BE50, BE50T, C33, C34, C34dgt, C44, C66, C77, CE24, CW650-15, CW650-16, CW650-35, CW650-36, D120, D30, D35, D36, D40, D40i, D40i-BT-BA, D45, D80, D80F, LP130, LP60, LP60H, LP61, LP61H		
<b>accessories for</b>	359146		
	<b>GEV No.</b>	510302	<b>Ref. No.</b> —
	O-ring EPDM ID ø 12.42mm thickness 1.78mm Qty 1 pcs		
	<b>GEV No.</b>	511505	<b>Ref. No.</b> —
	O-ring EPDM thickness 1.78mm ID ø 12.42mm Qty 10 pcs		

			
1			
<b>GEV No.</b>	359049	<b>Ref. No.</b>	28100001
<b>description</b>	indicator light ø 13mm 400V green		
<b>accessories for</b>	359049		
	<b>GEV No.</b>	510302	<b>Ref. No.</b> —
	O-ring EPDM ID ø 12.42mm thickness 1.78mm Qty 1 pcs		
	<b>GEV No.</b>	511505	<b>Ref. No.</b> —
	O-ring EPDM thickness 1.78mm ID ø 12.42mm Qty 10 pcs		

#### with plug-in socket

			
1			
<b>GEV No.</b>	359119	<b>Ref. No.</b>	28100004
<b>description</b>	indicator light ø 13mm green 24V connection male faston 6.3mm Qty 1 pcs		

33x10mm



1

<b>GEV No.</b>	359452	<b>Ref. No.</b>	00003320 28110001 28110001 + 00038828
<b>description</b>	indicator light mounting measurements 33.1x10.3mm 400V green connection male faston 6.3mm		
<b>For models:</b>	120, 160, 240, 882, 885, EB12, EB12+12, EB18P, EB6, EB6+6, EB8, EM12, EM12+12, EM20, EM20+20, EM20+20-900, EM20-900, EM35, EM40-900, ES12, ES20, ESD12, ESD20, FE12, FE20, FE20+20, FE30, FE30+30, KES20, KESD20, SQ885, SQT80		



1

<b>GEV No.</b>	359451	<b>Ref. No.</b>	00003321 28110002 28110002 + 00038828
<b>description</b>	indicator light mounting measurements 33.1x10.3mm 400V yellow connection male faston 6.3mm		
<b>For models:</b>	EB12, EB12+12, EB18P, EB6, EB6+6, EB8, EM12, EM12+12, EM20, EM20+20, EM20+20-900, EM20-900, EM35, EM40-900, ES12, ES20, ESD12, ESD20, FE12, FE20, FE20+20, FE30, FE30+30, KES20, KESD20		

miscellaneous



1

<b>GEV No.</b>	357123	<b>Ref. No.</b>	28100014
<b>description</b>	indicator light red 230V connection cable ø 8mm		
<b>For models:</b>	ST12, ST12+12, ST4, ST6, ST7, ST7+7		

screw-on/push-on fit

light bulbs

for indicator lights



1

<b>GEV No.</b>	359236	<b>Ref. No.</b>	00006460 28130003
<b>description</b>	light bulb socket E10 24V 3W ø 10mm L 28mm		

timers

programme timers



1

<b>GEV No.</b>	360654	<b>Ref. No.</b>	26100024
<b>description</b>	timer CDC 11804F1 engines 1 chambers 4 operation time 120s 230V shaft ømm shaft Lmm		
<b>For models:</b>	B11, BD11, BD13, BD14, BD14alt, BD22, BE35, BE40		



1

<b>GEV No.</b>	360653	<b>Ref. No.</b>	26100023
<b>description</b>	timer CDC 11804F1 engines 1 chambers 4 operation time 180s 230V		
<b>For models:</b>	BD50, BE50, BE50T, D30		




1

<b>GEV No.</b>	360671	<b>Ref. No.</b>	26100021
<b>description</b>	timer CDC 4905DV engines 2 chambers 5 operation time 72s / 4.8min 230V shaft ømm shaft Lmm		
<b>For models:</b>	C33, C44, C66, C77, D120, D40, D80, D80F		




1

<b>GEV No.</b>	360069	<b>Ref. No.</b>	26100017
<b>description</b>	timer CROUZET engines 1 chambers 4 operation time 120s 230V shaft ømm shaft Lmm manuf. no. 645/5245 motor type 82340		
<b>For models:</b>	42, 42E, 48, 48E, 55, 55E, B11, B15		






1

<b>GEV No.</b>	360068	<b>Ref. No.</b>	26100019
<b>description</b>	timer CROUZET engines 1 chambers 5 operation time 90s 230V shaft ømm shaft Lmm manuf. no. 645/5238 motor type 82340		
<b>For models:</b>	120, 160, 240, 882, 885, 904, 906, 908, 912, SQ885, SQT80		






1

<b>GEV No.</b>	360081	<b>Ref. No.</b>	00005930 26100015
<b>description</b>	timer FIBER P25 engines 1 chambers 4 operation time 120s 24V shaft ø 5x5mm shaft L 20mm manuf. no. P255204H313 motor type M51B20L6400		
<b>spare parts for</b>	360081		
	<b>GEV No.</b>	360676	<b>Ref. No.</b> —
	motor kit pinion ø 6.8mm teeth 15 24V voltage AC 50/60Hz turn direction counterclockwise motor ø 48mm H 18.5mm motor type UDS40NE1RNZ165 cable length 150mm with holder		






1

<b>GEV No.</b>	360304	<b>Ref. No.</b>	26100022
<b>description</b>	timer FIBER P25 engines 2 chambers 4 operation time 2min / 7.5min 230V shaft ømm shaft Lmm manuf. no. P255J04LXP8 motor type M51BJ0R6400 / M51BJ0L6400		
<b>For models:</b>	LP130, LP60, LP60H, LP61, LP61H, LP70		
<b>spare parts for</b>	360304		
	<b>GEV No.</b>	360673	<b>Ref. No.</b> —
	motor kit pinion ø 6.8mm teeth 15 230V voltage AC 50/60Hz turn direction clockwise motor ø 48mm H 18.5mm motor type UDS40NE1RNZ165 cable length 150mm with holder		
	<b>GEV No.</b>	360674	<b>Ref. No.</b> —
	motor kit pinion ø 6.8mm teeth 15 230V voltage AC 50/60Hz turn direction counterclockwise motor ø 48mm H 18.5mm motor type UDS40NE1RNZ165 cable length 150mm with holder		




1

<b>GEV No.</b>	360303	<b>Ref. No.</b>	26100021 (old version)
<b>description</b>	timer FIBER P25 engines 2 chambers 5 operation time 72s / 4.8min 230V shaft ømm shaft Lmm manuf. no. P255J05ANM0 motor type M51BJ0R6400 / M51BJ0L6400		
<b>spare parts for</b>	360303		
	<b>GEV No.</b>	360673	<b>Ref. No.</b> —
	motor kit pinion ø 6.8mm teeth 15 230V voltage AC 50/60Hz turn direction clockwise motor ø 48mm H 18.5mm motor type UDS40NE1RNZ165 cable length 150mm with holder		
	<b>GEV No.</b>	360674	<b>Ref. No.</b> —
	motor kit pinion ø 6.8mm teeth 15 230V voltage AC 50/60Hz turn direction counterclockwise motor ø 48mm H 18.5mm motor type UDS40NE1RNZ165 cable length 150mm with holder		




1

<b>GEV No.</b>	360203	<b>Ref. No.</b>	26100011
<b>description</b>	timer FIBER P26 engines 1 chambers 3 operation time 20min 230V shaft ømm shaft Lmm manuf. no. P265J03L103 motor type M61B40R6400		





1

<b>GEV No.</b>	360087	<b>Ref. No.</b>	26100011
<b>description</b>	timer FIBER P26 engines 1 chambers 3 operation time 20min 230V shaft ømm shaft Lmm manuf. no. P265J03L130 motor type M61B40R6400		





1

<b>GEV No.</b>	360305	<b>Ref. No.</b>	26100025
<b>description</b>	timer FIBER PWE engines 1 chambers 1 operation time 20min 230V shaft ømm shaft Lmm manif. no. PWE5J01L103 motor type M51B-J0R6400		
<b>For models:</b>	B11, BD11, BD13, BD14, BD14alt, BD22, BD50, BE35, BE40, BE50, BE50T		
<b>spare parts for</b>	360305		
	<b>GEV No.</b>	360673	<b>Ref. No.</b> —
	motor kit pinion ø 6.8mm teeth 15 230V voltage AC 50/60Hz turn direction clockwise motor ø 48mm H 18.5mm motor type UDS-40NE1RNZ165 cable length 150mm with holder		




1

<b>GEV No.</b>	360300	<b>Ref. No.</b>	26100024 (old version)
<b>description</b>	timer FIBER PWE engines 1 chambers 4 operation time 120s 230V shaft ømm shaft Lmm manif. no. PWE5J04302 motor type M51B-J0R6400		
<b>spare parts for</b>	360300		
	<b>GEV No.</b>	360673	<b>Ref. No.</b> —
	motor kit pinion ø 6.8mm teeth 15 230V voltage AC 50/60Hz turn direction clockwise motor ø 48mm H 18.5mm motor type UDS-40NE1RNZ165 cable length 150mm with holder		




1

<b>GEV No.</b>	380244	<b>Ref. No.</b>	0000 25130028 25130031
<b>description</b>	power contactor resistive load 25A 230VAC (AC3/400V) 9A/4kW main contacts 3NO auxiliary contacts 1NO connection screw connection type AEG LS4K 10A type GE CL00A 310		



1

<b>GEV No.</b>	380262	<b>Ref. No.</b>	25130026
<b>description</b>	power contactor resistive load 32A 230VAC (AC3/400V) 17A/7.5kW main contacts 3NO auxiliary contacts 1NC connection screw connection type AEG LS7K01A type GE CL02A 301 H 85mm		
<b>For models:</b>	EM12, EM12+12, EM20, EM20+20, EM20+20-900, EM20-900, EM35, EM40-900, SQ885, SQT80		




1

<b>GEV No.</b>	380261	<b>Ref. No.</b>	25130025
<b>description</b>	power contactor resistive load 32A 230VAC (AC3/400V) 17A/7.5kW main contacts 3NO auxiliary contacts 1NO connection screw connection type AEG LS7K 10A type GE CL02A 310		
<b>For models:</b>	EM12, EM12+12, EM20, EM20+20, EM20+20-900, EM20-900, EM35, EM40-900		

## contactors

### GENERAL ELECTRIC (AEG)

#### power contactors



1

<b>GEV No.</b>	380245	<b>Ref. No.</b>	25130028
<b>description</b>	power contactor resistive load 25A 230VAC (AC3/400V) 9A/4kW main contacts 3NO auxiliary contacts 1NC connection screw connection type AEG LS4K 01A type GE CL00A 301 H 85mm		
<b>For models:</b>	EB12, EB12+12, EB18P, EB6, EB6+6, EB8, EM12, EM12+12, EM20, EM20+20, EM20+20-900, EM20-900, EM35, EM40-900, SQ885, SQT80		



LOVATO

power contactors



1	<b>GEV No.</b>	380083	<b>Ref. No.</b>	25130037
<b>description</b>	power contactor resistive load 25A 230VAC (AC3/400V) 9A/4.2kW main contacts 3NO auxiliary contacts 1NC connection screw connection type BF0901A230			
<b>For models:</b>	BE50T, C44dgt, C44dgt-elt, C66dgt, C66dgt-elt, CE24, D36, D45, ES12, ESD12, ST12, ST12+12, ST7, ST7+7			



1	<b>GEV No.</b>	380717	<b>Ref. No.</b>	25130038
<b>description</b>	power contactor resistive load 32A 230VAC (AC3/400V) 18A/7.5kW main contacts 3NO auxiliary contacts 1NC connection screw connection type BF1801A230			
<b>For models:</b>	D36, D45, ES12, ES20, ESD12, ESD20, ST12, ST12+12			



1	<b>GEV No.</b>	380617	<b>Ref. No.</b>	00060670
<b>description</b>	power contactor resistive load 25A 24VAC (AC3/400V) 9A/4kW main contacts 3NO auxiliary contacts 1NO/1NC connection screw connection type LC1D09B7			
<b>For models:</b>	Cybergel, EN, ET, ET020, ETA, ETE20, ETE21, ETE25, ETE27, ETS15			



1	<b>GEV No.</b>	380976	<b>Ref. No.</b>	00000627 00006270
<b>description</b>	power contactor resistive load 32A 230VAC (AC3/400V) 18A/7.5kW main contacts 3NO auxiliary contacts 1NO/1NC connection screw connection			
<b>For models:</b>	C44dgt, C44dgt-elt, C66dgt, C66dgt-elt, D120dgt, D36, D45, D85, EB12, EB12+12, EM12, EM12+12, EM20, EM20+20, ES12, ES20, ESD12, ESD20, ETS15, FE20, FE20+20, FE30, FE30+30, KES20, KESD20, LP130, LP60, LP60H, LP61, LP61H, LP70			

TELEMECANIQUE (Schneider Electric)

power contactors



1	<b>GEV No.</b>	380820	<b>Ref. No.</b>	00000628 00006280
<b>description</b>	power contactor resistive load 25A 230VAC (AC3/400V) 9A/4kW main contacts 3NO auxiliary contacts 1NO/1NC connection screw connection type LC1D0900M7			
<b>For models:</b>	120, 160, 240, 882, 885, C33, C34, C34dgt, C44, C44dgt, C44dgt-elt, C66, C66dgt, C66dgt-elt, C77, CW650-15, CW650-16, CW650-35, CW650-36, D120, D120dgt, D30, D35, D36, D40, D40ELT, D40i, D40i-BT-BA, D40i-ELT-BT-BA, D45, D80, D80F, D85, EB12, EB12+12, EB8, EG140S, EM12, EM12+12, EM20, EM20+20, ES12, ES20, ESD12, ESD20, ETS15, FE12, FE20, FE20+20, FE30...(Other models you can see in the webshop)			

auxiliary contacts



1	<b>GEV No.</b>	380821	<b>Ref. No.</b>	00000627 (old version) 00006270 (old version)
<b>description</b>	auxiliary contact contacts 1NO/1NC AC15 10A connection screw type LA1DN11			



## relays






## power relays

## with DIN rail mounting

## lateral



1


<b>GEV No.</b>	380629	<b>Ref. No.</b>	25240004
<b>description</b>	power relays FINDER 24VAC 16A 3CO connection male faston 4.8mm DIN rail manuf. no. 60.33.8.024.0008		
<b>For models:</b>	D120, EN, ET, ET020, ETA, LP60, LP70, LPE100, LPE145		
<b>accessories for</b>	380629		
	<b>GEV No.</b>	380703	<b>Ref. No.</b> —
	adapter for flange mounting suitable for Finder relay 62 series.		
	<b>GEV No.</b>	380811	<b>Ref. No.</b> —
	adapter with bracket mounting suitable for Finder relay 62 series.		
	<b>GEV No.</b>	380954	<b>Ref. No.</b> —
	adapter hole distance 54mm bracket mounting suitable for Finder relay 62 series. L 41mm W 39mm H 49mm		
	<b>GEV No.</b>	381003	<b>Ref. No.</b> —
	adapter for DIN rail mounting suitable for Finder relay 62 series.		
	<b>GEV No.</b>	381039	<b>Ref. No.</b> —
	adapter for DIN rail mounting suitable for Finder relay 62 series.		

## with bracket mounting



1

<b>GEV No.</b>	380626	<b>Ref. No.</b>	25130101 25130102
<b>description</b>	power relays FINDER 230VAC 10A 2CO connection male faston 4.8mm bracket mounting manuf. no. 62.62.8.230.0000		
<b>For models:</b>	C44, C66, C77, D120, D80, D80F, LP130, LP60, LP60H, LP61, LP61H, LP70		



1

<b>GEV No.</b>	380139	<b>Ref. No.</b>	25130100
<b>description</b>	power relays FINDER 230VAC 16A 2CO connection F6.3 bracket mounting dimensions 68x38.2x35.8mm manuf. no. 62.82.8.230.0000		
<b>For models:</b>	42, 42E, 48, 48E, 55, 55E, 882, 885, B11, B15, BD46, BD50, BE35, BE40, BE50, BE50T, C34, C34dgt, C44dgt, C44dgt-elt, C66dgt, C66dgt-elt, CE24, D120dgt, D30, D36, D45, D85, LP70		

## transformers

## encapsulated transformers

## PMA



1

<b>GEV No.</b>	379054	<b>Ref. No.</b>	22192006
<b>description</b>	transformer primary 230VAC secondary 12VAC 3VA secondary 0.25A H 40mm L 45mm W 50mm connection screw 50/60Hz type 153/M		
<b>For models:</b>	ETS15, LP130, LP60, LP60H, LP61, LP61H, LP70		

## electronic controllers

## EVCO - EVERY CONTROL

## universal controllers

## built-in version




1

<b>GEV No.</b>	378270	<b>Ref. No.</b>	22192001
<b>description</b>	electronic controller EVERY CONTROL mounting measurements 71x29mm built-in depth 59mm 12/24V voltage AC/DC PTC relay outputs 1 relay with probe protection IP65 -50 up to +150°C display 4 digits cable length 1430mm 16 type EVK411		



1



<b>GEV No.</b>	378280	<b>Ref. No.</b>	22192002 22192005+22192006 22192009
<b>description</b>	electronic controller EVERY CONTROL mounting measurements 71x29mm built-in depth 59mm 12V voltage AC/DC PTC with probe protection IP65 -50 up to +150°C display 4 digits cable length 1430mm probe ø 6mm 16 type EVK411		
<b>For models:</b>	ETS15, LP130, LP60, LP60H, LP61, LP61H, LP70		

electronic thermometers

built-in version

1




<b>GEV No.</b>	379900	<b>Ref. No.</b>	22191001 22192001
<b>description</b>	thermometer EVERY CONTROL type TM103T N4 mounting measurements 58x25.5mm 24V voltage AC -40 up to +110°C measuring input NTC display 2½ digit front measurements 31x64mm protection IP54 accuracy 1%		

SHANGFANG

accessories

1




<b>GEV No.</b>	379054	<b>Ref. No.</b>	22192006
<b>description</b>	transformer primary 230VAC secondary 12VAC 3VA secondary 0.25A H 40mm L 45mm W 50mm connection screw 50/60Hz type 153/M		
<b>For models:</b>	ETS15, LP130, LP60, LP60H, LP61, LP61H, LP70		

probes

universal probes

temperature probes

1




<b>GEV No.</b>	379142	<b>Ref. No.</b>	22192003
<b>description</b>	temperature probe PTC 1kOhm cable PVC probe -50 up to +150°C cable -10 up to 100°C probe ø6x30mm cable length 1.5m without screw connection 2-wire		
<b>For models:</b>	ETE20, ETE21, ETE25, ETE27, ETS15, LP130, LP60, LP60H, LP61, LP61H, LP70		

producer-specific probes


probes

1



<b>GEV No.</b>	378361	<b>Ref. No.</b>	00590021
<b>description</b>	temperature probe GCPTP-51F cable PTFE probe°C cable -40 up to +250°C connection male faston 6.3mm thread probe 20mm cable length 24.5m		
<b>For models:</b>	BD47, C44dgt, C44dgt-elt, C66dgt, C66dgt-elt, Cybergel, D120dgt, D36, D45, D85		

1




<b>GEV No.</b>	378343	<b>Ref. No.</b>	25192400
<b>description</b>	temperature probe NTC 10kOhm cable silicone probe -40 up to +110°C cable -50 up to +180°C connection 2-wire thread probe ø7x30mm cable length 1m		
<b>For models:</b>	BD47, C44, C44dgt, C44dgt-elt, C66, C66dgt, C66dgt-elt, C77, D40, D40ELT-BT-BA, D40i-ELT-BT-BA, D45, D85		

electronics

PCBs

1



<b>GEV No.</b>	403775	<b>Ref. No.</b>	25192030
<b>description</b>	control PCB warewashing D35/36/45/46/47 L 170mm W 28mm connection coded plug suitable for ELFRAMO		
<b>For models:</b>	BD46, BD47, C34, C34dgt, C44dgt, C44dgt-elt, C66dgt, C66dgt-elt, D120dgt, D36, D45, D85		

1






Image not available


<b>GEV No.</b>	403919	<b>Ref. No.</b>	25192041
<b>description</b>	PCB		
<b>For models:</b>	BD46, BD47		

			
1			
<b>GEV No.</b>	403163	<b>Ref. No.</b>	25192040
<b>description</b>	PCB dishwasher C34/C44/C66 230V 50/60A		
<b>For models:</b>	C34, C34dgt, C44dgt, C44dgt-elt, C66dgt, C66dgt-elt, D120dgt, D36, D45, D85		

			
1			
<b>GEV No.</b>	402990	<b>Ref. No.</b>	25192020
<b>description</b>	PCB dishwasher D35/40		
<b>For models:</b>	D35, D40i, D40i-BT-BA		

## keypads

### control panel


			
1			
<b>GEV No.</b>	109182	<b>Ref. No.</b>	00038675
<b>description</b>	control panel fryer GW ELT/GWD ELT W 223mm H 70mm D 20mm		
<b>For models:</b>	GSDT12, GSDT20, GST12, GST20, GVM35T, GW12ELT, GW209T, GW20ELT, GWD12ELT, GWD209T, GWD20ELT, GWDT12, GWDT20, GWT12, GWT20		

			
1			
<b>GEV No.</b>	403262	<b>Ref. No.</b>	00222433
<b>description</b>	control panel warewashing BE35 W 178mm H 48mm D 58mm suitable for ELFRAMO		
<b>For models:</b>	BD50, BE35, BE40, BE50		

## solenoid valves

### solenoid valves (water)

<b>ELBI</b>			
			
1			
<b>GEV No.</b>	370257	<b>Ref. No.</b>	23120003
<b>description</b>	solenoid valve triple straight 230VAC inlet 3/4" outlet 11.5mm t.max. 90°C ELBI plastic output B 2.5l/min flow regulating valve outlet B orange		
<b>For models:</b>	42, 42E, 48, 48E, 55, 55E, 60, B11, BD11, BD13, BD14, BD14alt, BD22, BD46, BD47, BD50, BE35, BE40, BE50, BE50T, D35, D36, D40, D40ELT, D40ELT-BT-BA, D40i, D40i-BT-BA, D40i-ELT-BT-BA, D45		

<b>RPE</b>			
			
1			
<b>GEV No.</b>	374017	<b>Ref. No.</b>	23120021
<b>description</b>	solenoid valve single straight 230VAC inlet 3/4" outlet 10mm input 6l/min DN10 RPE polyamide flow regulating valve inlet white membranes NBR pressure range 0.2-10bar		

















<b>TP</b>			
			
1			
<b>GEV No.</b>	370021	<b>Ref. No.</b>	00003120 23120001
<b>description</b>	solenoid valve double straight 230VAC inlet 3/4" outlet 11.5mm DN10 TP flow regulating valve inlet white		
<b>For models:</b>	120, 160, 240, 42, 42E, 48, 48E, 55, 55E, 60, 882, 885, 904, 906, 908, 912, BD14, BD14alt, BD22, BD46, BD47, D40, D40ELT, SQ885, SQT80		
<b>spare parts for</b>	370021		
	<b>GEV No.</b>	371013	<b>Ref. No.</b> —
<b>accessories for</b>	370021		
	<b>GEV No.</b>	371220	<b>Ref. No.</b> —
	<b>GEV No.</b>	371221	<b>Ref. No.</b> —
	<b>GEV No.</b>	371222	<b>Ref. No.</b> —
	<b>GEV No.</b>	371223	<b>Ref. No.</b> —
	<b>GEV No.</b>	371224	<b>Ref. No.</b> —
	<b>GEV No.</b>	371225	<b>Ref. No.</b> —
	<b>GEV No.</b>	371226	<b>Ref. No.</b> —
	<b>GEV No.</b>	371230	<b>Ref. No.</b> —
	<b>GEV No.</b>	371231	<b>Ref. No.</b> —
	<b>GEV No.</b>	371232	<b>Ref. No.</b> —

Table continues overleaf





accessories for		370021		
GEV No.	Ref. No.	Ref. No.	Ref. No.	—
	371233	Ref. No.	—	reducer TP flow rate 0.8l/min white tolerance ±25%
	371234	Ref. No.	—	reducer TP flow rate 1l/min light blue tolerance ±25%
	371235	Ref. No.	—	reducer TP flow rate 1.2l/min brown tolerance ±25%
	371236	Ref. No.	—	reducer TP flow rate 1.5l/min light brown tolerance ±25%
	371237	Ref. No.	—	reducer TP flow rate 2.5l/min yellow tolerance ±25%
	371238	Ref. No.	—	reducer TP flow rate 3.4l/min dark green tolerance ±25%
	371239	Ref. No.	—	reducer TP flow rate 5l/min black tolerance ±25%
	371240	Ref. No.	—	reducer TP flow rate 8l/min blue tolerance ±20%




<b>GEV No.</b>	370111	<b>Ref. No.</b>	00003090 23120002
----------------	--------	-----------------	----------------------







**description** solenoid valve double straight 24VAC inlet 3/4" outlet 11.5mm DN10 TP













**For models:** SQ885, SQT80

**spare parts for** 370111

	GEV No.	371035	Ref. No.	—
solenoid coil 24VAC				

**accessories for** 370111

	GEV No.	371220	Ref. No.	—
reducer TP flow rate 3l/min red tolerance ±15%				
	GEV No.	371221	Ref. No.	—
reducer TP flow rate 5.5l/min yellow tolerance ±15%				
	GEV No.	371222	Ref. No.	—
reducer TP flow rate 6l/min grey tolerance ±15%				
	GEV No.	371223	Ref. No.	—
reducer TP flow rate 10l/min white tolerance ±15%				
	GEV No.	371224	Ref. No.	—
reducer TP flow rate 12l/min bronze tolerance ±15%				
	GEV No.	371225	Ref. No.	—
reducer TP flow rate 16l/min light brown tolerance ±15%				


accessories for		370111		
GEV No.	Ref. No.	Ref. No.	Ref. No.	—
	371226	Ref. No.	—	reducer TP flow rate 20l/min red tolerance ±15%
	371230	Ref. No.	—	reducer TP flow rate 0.25l/min red tolerance ±25%
	371231	Ref. No.	—	reducer TP flow rate 0.35l/min violet tolerance ±25%
	371232	Ref. No.	—	reducer TP flow rate 0.5l/min orange tolerance ±25%
	371233	Ref. No.	—	reducer TP flow rate 0.8l/min white tolerance ±25%
	371234	Ref. No.	—	reducer TP flow rate 1l/min light blue tolerance ±25%
	371235	Ref. No.	—	reducer TP flow rate 1.2l/min brown tolerance ±25%
	371236	Ref. No.	—	reducer TP flow rate 1.5l/min light brown tolerance ±25%
	371237	Ref. No.	—	reducer TP flow rate 2.5l/min yellow tolerance ±25%
	371238	Ref. No.	—	reducer TP flow rate 3.4l/min dark green tolerance ±25%
	371239	Ref. No.	—	reducer TP flow rate 5l/min black tolerance ±25%
	371240	Ref. No.	—	reducer TP flow rate 8l/min blue tolerance ±20%



<b>GEV No.</b>	370017	<b>Ref. No.</b>	23120021
----------------	--------	-----------------	----------

**description** solenoid valve single straight 230VAC inlet 3/4" outlet 11.5mm DN10 TP p max 10bar

**spare parts for** 370017

	GEV No.	371013	Ref. No.	—
solenoid coil TP 230VAC 50/60Hz				

**accessories for** 370017





	GEV No.	371220	Ref. No.	—
reducer TP flow rate 3l/min red tolerance ±15%				
	GEV No.	371221	Ref. No.	—
reducer TP flow rate 5.5l/min yellow tolerance ±15%				

Table continues overleaf





accessories for		370017	
	GEV No.	371222	Ref. No. —
reducer TP flow rate 6l/min grey tolerance ±15%			
	GEV No.	371223	Ref. No. —
reducer TP flow rate 10l/min white tolerance ±15%			
	GEV No.	371224	Ref. No. —
reducer TP flow rate 12l/min bronze tolerance ±15%			
	GEV No.	371225	Ref. No. —
reducer TP flow rate 16l/min light brown tolerance ±15%			
	GEV No.	371226	Ref. No. —
reducer TP flow rate 20l/min red tolerance ±15%			
	GEV No.	371230	Ref. No. —
reducer TP flow rate 0.25l/min red tolerance ±25%			
	GEV No.	371231	Ref. No. —
reducer TP flow rate 0.35l/min violet tolerance ±25%			
	GEV No.	371232	Ref. No. —
reducer TP flow rate 0.5l/min orange tolerance ±25%			
	GEV No.	371233	Ref. No. —
reducer TP flow rate 0.8l/min white tolerance ±25%			
	GEV No.	371234	Ref. No. —
reducer TP flow rate 1l/min light blue tolerance ±25%			
	GEV No.	371235	Ref. No. —
reducer TP flow rate 1.2l/min brown tolerance ±25%			
	GEV No.	371236	Ref. No. —
reducer TP flow rate 1.5l/min light brown tolerance ±25%			
	GEV No.	371237	Ref. No. —
reducer TP flow rate 2.5l/min yellow tolerance ±25%			
	GEV No.	371238	Ref. No. —
reducer TP flow rate 3.4l/min dark green tolerance ±25%			
	GEV No.	371239	Ref. No. —
reducer TP flow rate 5l/min black tolerance ±25%			
	GEV No.	371240	Ref. No. —
reducer TP flow rate 8l/min blue tolerance ±20%			

metal			
SIRAI			
2-way			
L140-B series			
			
1			
<b>GEV No.</b>	370239	<b>Ref. No.</b>	23140006
<b>description</b>	solenoid valve 2-ways 230VAC connection 1/2" L 41mm DN 10mm slide-on receptacle compact -10 up to +90°C SIRAI type series L140-B coil type Z610A membranes NBR (water) p max 12bar p min 0.35bar		
<b>For models:</b>	CW650-15, CW650-16, CW650-35, CW650-36, ETS15, LP130, LP70		
<b>spare parts for</b>	370239		
	GEV No.	371085	Ref. No. —
solenoid coil 230VAC 4VA SIRAI coil type ZB10A seat ø 10mm 50/60Hz			
	GEV No.	371163	Ref. No. —
membrane connection 1/2" series L140-B membrane type NBR (water)			
<b>accessories for</b>	370239		
	GEV No.	371091	Ref. No. —
power socket plug type DIN 43650B cable lengthmm small			

			
1			
<b>GEV No.</b>	370472	<b>Ref. No.</b>	23140004
<b>description</b>	solenoid valve 2-ways 24VAC inlet 1/2" connection 1/2" L 41mm DN 10mm -10 up to +90°C SIRAI coil type Z610A membranes NBR (water) p max 12bar p min 0.35bar 24V voltage AC		
<b>For models:</b>	EN, ET, ET020, ETA, ETE20, ETE21, ETE25, ETE27, ETS15, LPE100, LPE145		

L180-B series			
			
1			
<b>GEV No.</b>	370391	<b>Ref. No.</b>	00056800 23150002
<b>description</b>	solenoid valve 2-ways 24VAC connection 3/4" L 79mm DN 18mm -10 up to +90°C coil type Z610A membranes NBR (water) p max 12bar p min 0.35bar		
<b>accessories for</b>	370391		
	GEV No.	371091	Ref. No. —
power socket plug type DIN 43650B cable lengthmm small			



			
1			
<b>GEV No.</b>	370329	<b>Ref. No.</b>	00005692 23140003
<b>description</b>	solenoid valve 2-ways 24VAC inlet 1/2" outlet 1/2" connection 1/2" L 66mm DN 13.5mm slide-on receptacle compact -10 up to +90°C SIRAI type series L180-B coil type Z610A membranes NBR (water) p max 12bar p min 0.35bar		
<b>For models:</b>	ET, ETA		
<b>spare parts for</b>	370329		
	<b>GEV No.</b>	371070	<b>Ref. No.</b> 00005661 23160001
	solenoid coil 24VAC 10VA SIRAI coil type Z610A seat ø 10mm		
	<b>GEV No.</b>	371171	<b>Ref. No.</b> —
	membrane series L180-B membrane type NBR (water)		
<b>accessories for</b>	370329		
	<b>GEV No.</b>	371091	<b>Ref. No.</b> —
	power socket plug type DIN 43650B cable lengthmm small		





			
1			
<b>GEV No.</b>	370252	<b>Ref. No.</b>	00005680 23150002
<b>description</b>	solenoid valve 2-ways 24VAC inlet 3/4" outlet 3/4" L 79mm DN 18mm slide-on receptacle compact -10 up to +90°C SIRAI type series L180-B coil type Z610A membranes NBR (water) p max 12bar p min 0.35bar		
<b>spare parts for</b>	370252		
	<b>GEV No.</b>	371070	<b>Ref. No.</b> 00005661 23160001
	solenoid coil 24VAC 10VA SIRAI coil type Z610A seat ø 10mm		
	<b>GEV No.</b>	371172	<b>Ref. No.</b> —
	membrane connection 3/4" series L180-B membrane type NBR (water)		
<b>accessories for</b>	370252		
	<b>GEV No.</b>	371091	<b>Ref. No.</b> —
	power socket plug type DIN 43650B cable lengthmm small		

			
1			
<b>GEV No.</b>	370047	<b>Ref. No.</b>	23140006
<b>description</b>	solenoid valve brass 2-ways 230VAC inlet 1/2" outlet 1/2" connection 1/2" L 66mm DN 13.5mm slide-on receptacle compact -10 up to +90°C SIRAI type series L180-B coil type Z610A membranes NBR (water) p max 12bar p min 0.35bar 50/60Hz		
<b>spare parts for</b>	370047		
	<b>GEV No.</b>	371085	<b>Ref. No.</b> —
	solenoid coil 230VAC 4VA SIRAI coil type ZB10A seat ø 10mm 50/60Hz		
	<b>GEV No.</b>	371171	<b>Ref. No.</b> —
	membrane series L180-B membrane type NBR (water)		
<b>accessories for</b>	370047		
	<b>GEV No.</b>	371091	<b>Ref. No.</b> —
	power socket plug type DIN 43650B cable lengthmm small		

solenoid valves steam (water)

2-way

L145-R series




			
1			
<b>GEV No.</b>	370318	<b>Ref. No.</b>	00056600 23150001 23160001
<b>description</b>	solenoid valve 2-ways 24VAC inlet 1/2" outlet 1/2" connection 1/2" L 66mm DN 10mm slide-on receptacle compact -60 up to +170°C SIRAI type series L145-R coil type Z614A membranes PTFE (steam) p max 8bar p min 0.4bar		
<b>spare parts for</b>	370318		
	<b>GEV No.</b>	371158	<b>Ref. No.</b> —
	solenoid coil 24VAC 10VA SIRAI coil type Z614A seat ø 10mm		
	<b>GEV No.</b>	371164	<b>Ref. No.</b> —
	membrane connection 3/8"-1/2" series L145-R membrane type PTFE		
<b>accessories for</b>	370318		
	<b>GEV No.</b>	371091	<b>Ref. No.</b> —
	power socket plug type DIN 43650B cable lengthmm small		



## L153-D series



1

<b>GEV No.</b>	370264	<b>Ref. No.</b>	23150003
<b>description</b>	solenoid valve 2-ways 230VAC inlet 1/2" outlet 1/2" connection 1/2" L 66mm DN 11.5mm slide-on receptacle DIN -10 up to 140°C SIRAI type series L153-D coil type Z134A membranes EPDM (steam/water) p max 8bar p min 0.1bar		
<b>For models:</b>	LP130		
<b>spare parts for</b>	370264		
	<b>GEV No.</b>	371077	<b>Ref. No.</b> —
	solenoid coil 230VAC 24VA SIRAI coil type Z110A/Z114A/Z134A seat ø 14mm		
	<b>GEV No.</b>	371167	<b>Ref. No.</b> —
	membrane connection 1/2" series L153-D membrane type EPDM		
<b>accessories for</b>	370264		
	<b>GEV No.</b>	371090	<b>Ref. No.</b> —
	power socket plug type DIN 43650A screw		



1

<b>GEV No.</b>	370327	<b>Ref. No.</b>	23150004
<b>description</b>	solenoid valve 2-ways 24VAC connection 1" L 105mm DN 22mm -10 up to 140°C SIRAI coil type Z923A membranes EPDM (steam/water) p max 8bar p min 0.1bar		



1


<b>GEV No.</b>	370325	<b>Ref. No.</b>	00005660 23150001
<b>description</b>	solenoid valve 2-ways 24VAC inlet 3/4" outlet 3/4" connection 3/4" L 79mm DN 17mm slide-on receptacle DIN -10 up to 140°C SIRAI type series L153-D coil type Z134A membranes EPDM (steam/water) p max 8bar p min 0.1bar 50Hz		
<b>For models:</b>	EN, ET, ET020, ETA, ETE20, ETE21, ETE25, ETE27, LPE100, LPE145		

## spare parts and accessories

## solenoid coils



1

<b>GEV No.</b>	371070	<b>Ref. No.</b>	00005661 23160001
<b>description</b>	solenoid coil 24VAC 10VA SIRAI coil type Z610A seat ø 10mm		
<b>For models:</b>	ET, ETA, LPE100, LPE145		
<b>accessories for</b>	371070		
	<b>GEV No.</b>	371091	<b>Ref. No.</b> —
	power socket plug type DIN 43650B cable lengthmm small		

## solenoid valves (various)



1

<b>GEV No.</b>	370738	<b>Ref. No.</b>	00065310
<b>description</b>	solenoid valve 230VAC inlet 3/4" ET outlet 1" ET L 225mm with in-line particle filter SIRAI coil type Z610A 230V brass warewashing voltage AC		
<b>For models:</b>	LP130, LP70		

## pressure switches

## for warewashing

ø 58mm with male faston 6.3mm


with connection horizontal




1


<b>GEV No.</b>	541314	<b>Ref. No.</b>	27100002
<b>description</b>	pressure control pressure range 46/26mbar connection 6mm ø 58mm pressure connection horizontal warewashing pressure connection ø 6mm		
<b>For models:</b>	B11, B15, BD11, BD13, BD14, BD22, BD46, BD47, BD50, BE35, BE40, BE50, BE50T, C33, D30, D35, D36, D40, D40ELT, D40i, D40i-BT-BA, D45, D80, D80F		




			
1			
<b>GEV No.</b>	541006	<b>Ref. No.</b>	27100001
<b>description</b>	pressure control pressure range 60/20mbar connection 6mm ø 58mm pressure connection horizontal warewashing pressure connection ø 6mm		

			
1			
<b>GEV No.</b>	541019	<b>Ref. No.</b>	00005960
<b>description</b>	pressure control pressure range 70/30mbar connection 6mm ø 58mm pressure connection horizontal warewashing pressure connection ø 6mm		

### electrodes

			
1			
<b>GEV No.</b>	403264	<b>Ref. No.</b>	00013897
<b>description</b>	level electrode total length 125mm angled ø 4mm		
<b>For models:</b>	BD47, C44, C44dgt, C44dgt-elt, C66, C66dgt, C66dgt-elt, C77, D40, D40ELT, D40ELT-BT-BA, D40i-BT-BA, D40i-ELT-BT-BA, D45, D85		

			
1			
<b>GEV No.</b>	403263	<b>Ref. No.</b>	00014133
<b>description</b>	level electrode total length 75mm angled ø 4mm		
<b>For models:</b>	BD47, C44, C44dgt, C44dgt-elt, C66, C66dgt, C66dgt-elt, C77, D40, D40ELT, D40ELT-BT-BA, D40i-ELT-BT-BA, D45, D85		

### pumps

#### wash and rinse pumps





FIR

pumps










1			
<b>GEV No.</b>	500927	<b>Ref. No.</b>	00002501
<b>description</b>	pump inlet ø 53mm outlet ø 44mm type 0213.1600 230V 50/60Hz 1 phase 1kW 1.36HP L 290mm rotation direction right capacitor 12.5µF FIR		
<b>spare parts for</b>	500927		
	<b>GEV No.</b>	365014	<b>Ref. No.</b> 00002630
	operating capacitor capacity 12.5µF 450V tolerance 5%Hz ambient temperature max. -25 to +85°C ø 35mm L 70mm M8 plastic connection male faston 6.3mm 45S.C3DS.12.5 protection		
	<b>GEV No.</b>	509010	<b>Ref. No.</b> 00002860
	impellor ø 105mm H 20mm M10L rotation direction right blades 4		
	<b>GEV No.</b>	510693	<b>Ref. No.</b> 00000300 00003000 06150001
	mechanical shaft seal for shaft ø 12mm slide ring ext. ø 24mm slide ring H 15.5mm slide ring int. ø 11mm counter ring mounting ø 24mm height counter ring 8mm counter ring int. ø 13.5mm		
	<b>GEV No.</b>	521543	<b>Ref. No.</b> 00002700
	pump cover ELFRAMO inlet ø 53mm outlet ø 44mm turn direction right ø 160mm ID ø 136mm inner height 34mm		
	<b>GEV No.</b>	521717	<b>Ref. No.</b> 00000290 00002900 06140008 06140140
	O-ring EPDM thickness 1.78mm ID ø 120.37mm Qty 1 pcs		



<b>GEV No.</b>	500098	<b>Ref. No.</b>	00002520 00002521 00002529 00071930 00071960
<b>description</b>	pump inlet ø 62mm outlet ø 49mm type B215.2500 230/400V 50/60Hz 3 phase 1.5kW 2HP L 332mm rotation direction right FIR		
<b>For models:</b>	120, 160, 906, 908, C44, C66, C66dgt, C66dgt-elt, C77, D120, D120dgt, ET, ETA, ETS15		
<b>spare parts for</b>	500098		
	<b>GEV No.</b>	510693	<b>Ref. No.</b> 00000300 00003000 06150001
	mechanical shaft seal for shaft ø 12mm slide ring ext. ø 24mm slide ring H 15.5mm slide ring int. ø 11mm counter ring mounting ø 24mm height counter ring 8mm counter ring int. ø 13.5mm		
	<b>GEV No.</b>	511148	<b>Ref. No.</b> 00000287 00002870
	impellor ø 118mm H 20mm M10L		
	<b>GEV No.</b>	521544	<b>Ref. No.</b> 00002710
	pump cover inlet ø 63mm outlet ø 50mm turn direction right ø 180mm ID ø 165mm inner height 42mm		
	<b>GEV No.</b>	521718	<b>Ref. No.</b> 00002910 06140010
	O-ring EPDM thickness 3.53mm ID ø 164.7mm Qty 1 pcs		



<b>GEV No.</b>	499051	<b>Ref. No.</b>	00002513
<b>description</b>	pump inlet ø 62mm outlet ø 50mm type B214 230V 50/60Hz 1 phase 1kW rotation direction right capacitor 12.5µF FIR		
<b>For models:</b>	120, 160, 906, 908, C44, C44dgt, C44dgt-elt, C66, C77, D120		
<b>spare parts for</b>	499051		
	<b>GEV No.</b>	365014	<b>Ref. No.</b> 00002630
	operating capacitor capacity 12.5µF 450V tolerance 5%Hz ambient temperature max. -25 to +85°C ø 35mm L 70mm M8 plastic connection male faston 6.3mm 45S.C3DS.12.5 protection		
	<b>GEV No.</b>	509010	<b>Ref. No.</b> 00002860
	impellor ø 105mm H 20mm M10L rotation direction right blades 4		
	<b>GEV No.</b>	510693	<b>Ref. No.</b> 00000300 00003000 06150001
	mechanical shaft seal for shaft ø 12mm slide ring ext. ø 24mm slide ring H 15.5mm slide ring int. ø 11mm counter ring mounting ø 24mm height counter ring 8mm counter ring int. ø 13.5mm		
	<b>GEV No.</b>	517174	<b>Ref. No.</b> 03100008
	nut thread M8 H 6.5mm WS 13 SS DIN/ISO DIN 934 / ISO 4032/8673 Qty 1 pcs		
	<b>GEV No.</b>	521544	<b>Ref. No.</b> 00002710
	pump cover inlet ø 63mm outlet ø 50mm turn direction right ø 180mm ID ø 165mm inner height 42mm		
	<b>GEV No.</b>	521718	<b>Ref. No.</b> 00002910 06140010
	O-ring EPDM thickness 3.53mm ID ø 164.7mm Qty 1 pcs		
	<b>GEV No.</b>	560312	<b>Ref. No.</b> —
	plain washer ID ø 10.5mm ED ø 20mm thickness 2mm SS Qty 1 pcs DIN 125A for thread M10		


INSERT STAR

pumps



1

<b>GEV No.</b>	499270	<b>Ref. No.</b>	20160040
<b>description</b>	pump inlet ø 38mm outlet ø 38mm type 2/102FA15 220/240V 50/60Hz 1 phase 0.26kW L 200mm rotation direction right INSERT-STAR		
<b>For models:</b>	BE40		
<b>spare parts for</b>	499270		
	<b>GEV No.</b>	504578	<b>Ref. No.</b> —
	O-ring EPDM thickness 3.53mm ID ø 94.84mm Qty 1 pcs		
	<b>GEV No.</b>	510693	<b>Ref. No.</b> 00000300 00003000 06150001
	mechanical shaft seal for shaft ø 12mm slide ring ext. ø 24mm slide ring H 15.5mm slide ring int. ø 11mm counter ring mounting ø 24mm height counter ring 8mm counter ring int. ø 13.5mm		
	<b>GEV No.</b>	650239	<b>Ref. No.</b> —
	impellor ø 75mm H 27mm pump type 2/102FA15 shaft intake ø 8mm rotation direction right thread M8L suitable for INSERTSTAR blades 6		
<b>accessories for</b>	499270		
	<b>GEV No.</b>	365093	<b>Ref. No.</b> —
	operating capacitor capacity 6µF 400V tolerance 5% 50/60Hz ambient temperature max. -25 to +85°C ø 31.5mm L 55mm M8 plastic connection male faston 6.3mm protection		



1

<b>GEV No.</b>	500320	<b>Ref. No.</b>	20160042
<b>description</b>	pump inlet ø 38mm outlet ø 38mm type 2/123/FA30 230V 50Hz 1 phase 0.59kW 0.8HP L 235mm rotation direction right capacitor 10µF INSERTSTAR		
<b>For models:</b>	BD50, BE50, BE50T		
<b>spare parts for</b>	500320		
	<b>GEV No.</b>	510693	<b>Ref. No.</b> 00000300 00003000 06150001
	mechanical shaft seal for shaft ø 12mm slide ring ext. ø 24mm slide ring H 15.5mm slide ring int. ø 11mm counter ring mounting ø 24mm height counter ring 8mm counter ring int. ø 13.5mm		
	<b>GEV No.</b>	521000	<b>Ref. No.</b> —
	pump cover FAGOR inlet ø 38mm outlet ø 38mm		
	<b>GEV No.</b>	521255	<b>Ref. No.</b> —
	impellor ø 88mm H 33mm M8L pump type 2/123/FA30 shaft ø 12mm		

<b>spare parts for</b>	500320		
	<b>GEV No.</b>	532491	<b>Ref. No.</b> —
	O-ring EPDM thickness 3.53mm ID ø 120.2mm Qty 1 pcs		
<b>accessories for</b>	500320		
	<b>GEV No.</b>	365015	<b>Ref. No.</b> 24100009
	operating capacitor capacity 10µF 400V tolerance 5%Hz ambient temperature max. -25 to +85°C ø 35.5mm L 59mm M8 plastic connection male faston 6.3mm protection		
	<b>GEV No.</b>	551227	<b>Ref. No.</b> —
	female faston size 6.3x0.8mm 1.0-2.5mm <sup>2</sup> straight CuZn gal Sn t.max. 110°C Qty 10 pcs		

LAFERT

pumps



1


<b>GEV No.</b>	500088	<b>Ref. No.</b>	00002510 00025190 00071800
<b>description</b>	pump inlet ø 62mm outlet ø 50mm type AMEE 71Z AA2 230/400V 50/60Hz 3 phase 0.75kW 1HP L 310mm rotation direction right Lafert		
<b>For models:</b>	C44, C44dgt, C44dgt-elt, C66, C77, D120, EN, ET, ETE20, ETA, ETE20, ETE21, ETE25, ETE27		
<b>spare parts for</b>	500088		
	<b>GEV No.</b>	509010	<b>Ref. No.</b> 00002860
	impellor ø 105mm H 20mm M10L rotation direction right blades 4		
	<b>GEV No.</b>	510693	<b>Ref. No.</b> 00000300 00003000 06150001
	mechanical shaft seal for shaft ø 12mm slide ring ext. ø 24mm slide ring H 15.5mm slide ring int. ø 11mm counter ring mounting ø 24mm height counter ring 8mm counter ring int. ø 13.5mm		
	<b>GEV No.</b>	511132	<b>Ref. No.</b> 00002770
	pump cover bottom part		
	<b>GEV No.</b>	517174	<b>Ref. No.</b> 03100008
	nut thread M8 H 6.5mm WS 13 SS DIN/ISO DIN 934 / ISO 4032/8673 Qty 1 pcs		
	<b>GEV No.</b>	521544	<b>Ref. No.</b> 00002710
	pump cover inlet ø 63mm outlet ø 50mm turn direction right ø 180mm ID ø 165mm inner height 42mm		
	<b>GEV No.</b>	521718	<b>Ref. No.</b> 00002910 06140010
	O-ring EPDM thickness 3.53mm ID ø 164.7mm Qty 1 pcs		
	<b>GEV No.</b>	560312	<b>Ref. No.</b> —
	plain washer ID ø 10.5mm ED ø 20mm thickness 2mm SS Qty 1 pcs DIN 125A for thread M10		







1


<b>GEV No.</b>	500097	<b>Ref. No.</b>	00002523
<b>description</b>	pump inlet $\varnothing$ 62mm outlet $\varnothing$ 50mm type AMM80Z 230V 50Hz 1 phase 1.5kW 2HP L 320mm rotation direction right capacitor 25 $\mu$ F Lafert		
<b>For models:</b>	120, 160, 906, 908, C44, C66, C66dgt, C66dgt-elt, C77, D120, D120dgt		
<b>spare parts for</b>	500097		
	<b>GEV No.</b>	511148	<b>Ref. No.</b> 0000287 00002870
	impeller $\varnothing$ 118mm H 20mm M10L		
	<b>GEV No.</b>	521544	<b>Ref. No.</b> 00002710
	pump cover inlet $\varnothing$ 63mm outlet $\varnothing$ 50mm turn direction right $\varnothing$ 180mm ID $\varnothing$ 165mm inner height 42mm		

LGB





1

<b>GEV No.</b>	499204	<b>Ref. No.</b>	20160048
<b>description</b>	pump inlet $\varnothing$ 28mm outlet $\varnothing$ 26mm type ZF119SX 230V 50Hz 1 phase 0.15kW 0.2HP L 195mm rotation direction right capacitor 5 $\mu$ F auxiliary pressure connection 12mm LGB		
<b>For models:</b>	C34, C34dgt, C44, C44dgt, C44dgt-elt, C66, C66dgt, C66dgt-elt, C77, D120, D120dgt, D80, D85, LP61, LP61H		
<b>spare parts for</b>	499204		
	<b>GEV No.</b>	365017	<b>Ref. No.</b> —
	operating capacitor capacity 5 $\mu$ F 450V tolerance 5% 50/60Hz ambient temperature max. -25 to +85°C $\varnothing$ 28mm L 54mm M8 plastic connection male faston 6.3mm 16.10.08 protection		
	<b>GEV No.</b>	510703	<b>Ref. No.</b> 06150006
	mechanical shaft seal for shaft $\varnothing$ 13mm slide ring H 13mm height counter ring 5.5mm ED $\varnothing$ 26mm		
	<b>GEV No.</b>	521057	<b>Ref. No.</b> 20161002
	pump cover LGB inlet $\varnothing$ 28mm outlet $\varnothing$ 26mm auxiliary pressure connection 12mm supporting pressure open turn direction right $\varnothing$ 102mm ID $\varnothing$ 77mm inner height 31mm		
	<b>GEV No.</b>	521114	<b>Ref. No.</b> —
	impeller $\varnothing$ 48mm H 17mm pump type ZF119SX shaft $\varnothing$ 13mm shaft length 12mm		
	<b>GEV No.</b>	528800	<b>Ref. No.</b> —
	O-ring EPDM thickness 2.62mm ID $\varnothing$ 75.87mm Qty 1 pcs		








1

<b>GEV No.</b>	501556	<b>Ref. No.</b>	20160027
<b>description</b>	pump inlet $\varnothing$ 28mm outlet $\varnothing$ 26mm type ZF119SX 230V 50Hz 1 phase 0.2kW 0.27HP L 186mm rotation direction right capacitor 5 $\mu$ F LGB		
<b>For models:</b>	BE35		
<b>spare parts for</b>	501556		
	<b>GEV No.</b>	521057	<b>Ref. No.</b> 20161002
	pump cover LGB inlet $\varnothing$ 28mm outlet $\varnothing$ 26mm auxiliary pressure connection 12mm supporting pressure open turn direction right $\varnothing$ 102mm ID $\varnothing$ 77mm inner height 31mm		








1

<b>GEV No.</b>	500094	<b>Ref. No.</b>	20160025
<b>description</b>	pump inlet $\varnothing$ 28mm outlet $\varnothing$ 26mm type ZF131SX 230V 50Hz 1 phase 0.2kW 0.15HP L 195mm rotation direction left capacitor 6.3 $\mu$ F LGB		
<b>For models:</b>	42, 42E, 48, 48E, 55, 55E, B11, BD11		
<b>spare parts for</b>	500094		
	<b>GEV No.</b>	365012	<b>Ref. No.</b> 24100001
	operating capacitor capacity 6.3 $\mu$ F 450V tolerance 5% 50Hz ambient temperature max. -25 to +85°C $\varnothing$ 30mm L 61mm M8 plastic connection male faston 6.3mm protection		
	<b>GEV No.</b>	502266	<b>Ref. No.</b> 20161000
	pump cover inlet $\varnothing$ 28mm outlet $\varnothing$ 26mm		
	<b>GEV No.</b>	510703	<b>Ref. No.</b> 06150006
	mechanical shaft seal for shaft $\varnothing$ 13mm slide ring H 13mm height counter ring 5.5mm ED $\varnothing$ 26mm		
	<b>GEV No.</b>	521085	<b>Ref. No.</b> —
	impeller $\varnothing$ 72mm H 17mm thread M7L shaft $\varnothing$ 13mm shaft length 12mm blades 3		
	<b>GEV No.</b>	528800	<b>Ref. No.</b> —
	O-ring EPDM thickness 2.62mm ID $\varnothing$ 75.87mm Qty 1 pcs		











1

<b>GEV No.</b>	500539	<b>Ref. No.</b>	00202481
<b>description</b>	pump inlet ø 28mm outlet ø 26mm type ZF170SX 230V 50Hz 1 phase 0.32kW 0.44HP L 200mm rotation direction right capacitor 8µF LGB		
<b>For models:</b>	B15, BD13, BD14, BD14alt, BD46, BD47		
<b>spare parts for</b>	500539		
	<b>GEV No.</b>	509004	<b>Ref. No.</b> 00210036
	impellor ø 71mm H 16mm M7L rotation direction right shaft ø 13mm shaft length 13mm blades 8		
	<b>GEV No.</b>	510703	<b>Ref. No.</b> 06150006
	mechanical shaft seal for shaft ø 13mm slide ring H 13mm height counter ring 5.5mm ED ø 26mm		
	<b>GEV No.</b>	521057	<b>Ref. No.</b> 20161002
	pump cover LGB inlet ø 28mm outlet ø 26mm auxiliary pressure connection 12mm supporting pressure open turn direction right ø 102mm ID ø 77mm inner height 31mm		
	<b>GEV No.</b>	528800	<b>Ref. No.</b> —
	O-ring EPDM thickness 2.62mm ID ø 75.87mm Qty 1 pcs		
<b>accessories for</b>	500539		
	<b>GEV No.</b>	365013	<b>Ref. No.</b> —
	operating capacitor capacity 8µF 400V tolerance 5%Hz ambient temperature max. -25 to +85°C ø 31.5mm L 55mm M8 plastic connection male faston 6.3mm protection		








1

<b>GEV No.</b>	500092	<b>Ref. No.</b>	00202480
<b>description</b>	pump inlet ø 50mm outlet ø 44mm type W300SX 230V 50Hz 1 phase 0.3kW 0.5HP L 170mm rotation direction right capacitor 10µF LGB		
<b>For models:</b>	42, 42E, 48, 48E, 55, 55E, 60, BD22		
<b>spare parts for</b>	500092		
	<b>GEV No.</b>	365015	<b>Ref. No.</b> 24100009
	operating capacitor capacity 10µF 400V tolerance 5%Hz ambient temperature max. -25 to +85°C ø 35.5mm L 59mm M8 plastic connection male faston 6.3mm protection		





<b>spare parts for</b>	500092		
	<b>GEV No.</b>	510554	<b>Ref. No.</b> —
	O-ring EPDM thickness 2mm ID ø 120mm Qty 1 pcs		
	<b>GEV No.</b>	510607	<b>Ref. No.</b> 00210029 00210032
	impellor ø 85mm H 29mm shaft intake ø 9x8mm rotation direction right blades 6		
	<b>GEV No.</b>	510693	<b>Ref. No.</b> 00000300 00003000 06150001
	mechanical shaft seal for shaft ø 12mm slide ring ext. ø 24mm slide ring H 15.5mm slide ring int. ø 11mm counter ring mounting ø 24mm height counter ring 8mm counter ring int. ø 13.5mm		
	<b>GEV No.</b>	511178	<b>Ref. No.</b> 00202460
	pump cover bottom part		
	<b>GEV No.</b>	521564	<b>Ref. No.</b> 00210028
	pump cover		



1

<b>GEV No.</b>	500093	<b>Ref. No.</b>	00202485 00202486 20160062
<b>description</b>	pump inlet ø 50mm outlet ø 44mm type W500SX 230V 50Hz 1 phase 0.5kW 0.7HP L 200mm rotation direction right capacitor 16µF LGB		
<b>For models:</b>	42, 42E, 48, 48E, 55, 55E, 60, D30, D35, D36, D40, D40ELT, D40ELT-BT-BA, D40i, D40i-BT-BA, D40i-ELT-BT-BA, D45		
<b>spare parts for</b>	500093		
	<b>GEV No.</b>	365021	<b>Ref. No.</b> 24100004
	operating capacitor capacity 16µF 425V tolerance 5% 50/60Hz ambient temperature max. -25 to +85°C ø 35mm L 73mm single M8 plastic connection male faston 6.3mm 416.10.99 protection		
	<b>GEV No.</b>	510607	<b>Ref. No.</b> 00210029 00210032
	impellor ø 85mm H 29mm shaft intake ø 9x8mm rotation direction right blades 6		
	<b>GEV No.</b>	510693	<b>Ref. No.</b> 00000300 00003000 06150001
	mechanical shaft seal for shaft ø 12mm slide ring ext. ø 24mm slide ring H 15.5mm slide ring int. ø 11mm counter ring mounting ø 24mm height counter ring 8mm counter ring int. ø 13.5mm		
	<b>GEV No.</b>	521564	<b>Ref. No.</b> 00210028
	pump cover		
	<b>GEV No.</b>	521717	<b>Ref. No.</b> 00000290 00002900 06140008 06140140
	O-ring EPDM thickness 1.78mm ID ø 120.37mm Qty 1 pcs		








<b>GEV No.</b>	499225	<b>Ref. No.</b>	00002591 20160053
<b>description</b>	pump inlet ø 50mm outlet ø 50mm type ZF400VSX 230V 50Hz 1 phase 0.81kW 1.1HP L 245mm rotation direction right capacitor 16µF C 34 dgt / C 44 dgt LGB		
<b>For models:</b>	C34, C44dgt, CE24		
<b>spare parts for</b>	499225		
	<b>GEV No.</b>	365021	<b>Ref. No.</b> 24100004
	operating capacitor capacity 16µF 425V tolerance 5% 50/60Hz ambient temperature max. -25 to +85°C ø 35mm L 73mm single M8 plastic connection male faston 6.3mm 416.10.99 protection		
	<b>GEV No.</b>	510703	<b>Ref. No.</b> 06150006
	mechanical shaft seal for shaft ø 13mm slide ring H 13mm height counter ring 5.5mm ED ø 26mm		
	<b>GEV No.</b>	520454	<b>Ref. No.</b> 00004072 0000407B 05100008
	hose clamp ø 70-90mm width 9mm Qty 5 pcs DIN 3017		
	<b>GEV No.</b>	521090	<b>Ref. No.</b> —
	impellor ø 101mm H 32mm thread M8L shaft ø 13mm shaft length 12mm		
	<b>GEV No.</b>	521548	<b>Ref. No.</b> —
	pump cover LGB inlet ø 50mm outlet ø 50mm		
	<b>GEV No.</b>	532623	<b>Ref. No.</b> —
	O-ring EPDM thickness 2.62mm ID ø 120.32mm Qty 1 pcs		

OLYMPIA

pumps



<b>GEV No.</b>	499217	<b>Ref. No.</b>	20160063
<b>description</b>	pump inlet ø 50mm outlet ø 40mm type L80.T7_5040 230V 50Hz 1 phase 0.6kW 0.8HP L 205mm rotation direction right capacitor 12.5µF D 85 dgt OLYMPIA		
<b>spare parts for</b>	499217		
	<b>GEV No.</b>	365014	<b>Ref. No.</b> 00002630
	operating capacitor capacity 12.5µF 450V tolerance 5%Hz ambient temperature max. -25 to +85°C ø 35mm L 70mm M8 plastic connection male faston 6.3mm 455.C3DS.12.5 protection		
	<b>GEV No.</b>	510554	<b>Ref. No.</b> —
	O-ring EPDM thickness 2mm ID ø 120mm Qty 1 pcs		
	<b>GEV No.</b>	510693	<b>Ref. No.</b> 00000300 00003000 06150001
	mechanical shaft seal for shaft ø 12mm slide ring ext. ø 24mm slide ring H 15.5mm slide ring int. ø 11mm counter ring mounting ø 24mm height counter ring 8mm counter ring int. ø 13.5mm		
	<b>GEV No.</b>	512415	<b>Ref. No.</b> 20161004
	pump cover OLYMPIA inlet ø 50mm outlet ø 40mm		
	<b>GEV No.</b>	517368	<b>Ref. No.</b> —
	impellor ø 102mm H 21mm rotation direction right thread M10L suitable for Dühr blades 8		



<b>GEV No.</b>	499314	<b>Ref. No.</b>	20160062	
<b>description</b>	pump inlet ø 50mm outlet ø 41mm type L71T5_5040 230V 50Hz 1 phase 0.38kW L 200mm rotation direction right capacitor 10µF OLYMPIA			
<b>spare parts for</b>	499314			
	<b>GEV No.</b>	365015	<b>Ref. No.</b>	24100009
	operating capacitor capacity 10µF 400V tolerance 5%Hz ambient temperature max. -25 to +85°C ø 35.5mm L 59mm M8 plastic connection male faston 6.3mm protection			
	<b>GEV No.</b>	510554	<b>Ref. No.</b>	—
	O-ring EPDM thickness 2mm ID ø 120mm Qty 1 pcs			
	<b>GEV No.</b>	510693	<b>Ref. No.</b>	00000300 00003000 06150001
	mechanical shaft seal for shaft ø 12mm slide ring ext. ø 24mm slide ring H 15.5mm slide ring int. ø 11mm counter ring mounting ø 24mm height counter ring 8mm counter ring int. ø 13.5mm			
	<b>GEV No.</b>	512415	<b>Ref. No.</b>	20161004
	pump cover OLYMPIA inlet ø 50mm outlet ø 40mm			
	<b>GEV No.</b>	521157	<b>Ref. No.</b>	20161501
	impellor ø 82mm H 22mm thread M10L			



<b>GEV No.</b>	499338	<b>Ref. No.</b>	20160072	
<b>description</b>	pump inlet ø 62mm outlet ø 50mm type MEC71.T120SX 220-240/380-415V 50Hz 3 phase 0.88kW 1.2HP L 310mm rotation direction right OLYMPIA			
<b>spare parts for</b>	499338			
	<b>GEV No.</b>	510693	<b>Ref. No.</b>	00000300 00003000 06150001
	mechanical shaft seal for shaft ø 12mm slide ring ext. ø 24mm slide ring H 15.5mm slide ring int. ø 11mm counter ring mounting ø 24mm height counter ring 8mm counter ring int. ø 13.5mm			
	<b>GEV No.</b>	521152	<b>Ref. No.</b>	20161100
	pump cover OLYMPIA inlet 62 ø 190mm			
	<b>GEV No.</b>	521153	<b>Ref. No.</b>	20161003
	pump casing OLYMPIA outlet ø 52mm			
	<b>GEV No.</b>	521154	<b>Ref. No.</b>	06140046
	O-ring ID ø 152.7mm thickness 2.62mm EPDM Qty 1 pcs			














<b>GEV No.</b>	542117	<b>Ref. No.</b>	20160066	
<b>description</b>	pump inlet ø 62mm outlet ø 52mm type L80.T200SX 230V 50Hz 1 phase 1.5kW L 340mm rotation direction right capacitor 17/17µF OLYMPIA			
<b>spare parts for</b>	542117			
	<b>GEV No.</b>	521152	<b>Ref. No.</b>	20161100
	pump cover OLYMPIA inlet 62 ø 190mm			
	<b>GEV No.</b>	521153	<b>Ref. No.</b>	20161003
	pump casing OLYMPIA outlet ø 52mm			

Table continues overleaf






<b>spare parts for</b> 542117			
	GEV No.	521154	Ref. No. 06140046
O-ring ID ø 152.7mm thickness 2.62mm EPDM Qty 1 pcs			
	GEV No.	521155	Ref. No. 20161500 20161506
impellor ø 107mm H 34mm pump type OLYMPIA thread M8L blades 6			
<b>accessories for</b> 542117			
	GEV No.	542157	Ref. No. 00018280
bracket for wash pump L 267mm W 132mm H 43mm			





<b>1</b>			
GEV No.	499226	Ref. No.	20160061
<b>description</b>	pump inlet ø 62mm outlet ø 52mm type MEC80.T200SX 230/400V 50Hz 3 phase 1.5kW 2HP L 340mm rotation direction right OLYMPIA		
<b>For models:</b>	C66dgt		
<b>spare parts for</b> 499226			
	GEV No.	510693	Ref. No. 00000300 00003000 06150001
mechanical shaft seal for shaft ø 12mm slide ring ext. ø 24mm slide ring H 15.5mm slide ring int. ø 11mm counter ring mounting ø 24mm height counter ring 8mm counter ring int. ø 13.5mm			
	GEV No.	521152	Ref. No. 20161100
pump cover OLYMPIA inlet 62 ø 190mm			
	GEV No.	521153	Ref. No. 20161003
pump casing OLYMPIA outlet ø 52mm			
	GEV No.	521154	Ref. No. 06140046
O-ring ID ø 152.7mm thickness 2.62mm EPDM Qty 1 pcs			
	GEV No.	521155	Ref. No. 20161500 20161506
impellor ø 107mm H 34mm pump type OLYMPIA thread M8L blades 6			
<b>accessories for</b> 499226			
	GEV No.	542157	Ref. No. 00018280
bracket for wash pump L 267mm W 132mm H 43mm			

booster pumps I

<b>1</b>			
			
GEV No.	500540	Ref. No.	20160001 20160054
<b>description</b>	pump inlet ø 1" IT outlet ø 1" IT type PKM60 230V 50Hz 1 phase 0.37kW PEDRELLO 0.5HP		
<b>For models:</b>	120, 160, 240, 882, 885, 904, 906, 908, 912, C33, C34, C34dgt, C44, C44dgt, C44dgt-elt, C66, C66dgt, C66dgt-elt, C77, D120, D120dgt, D80, D80F, D85, LP130, LP60, LP60H, LP61, LP61H, LP70, SQ885, SQT80		
<b>accessories for</b> 500540			
	GEV No.	365015	Ref. No. 24100009
operating capacitor capacity 10µF 400V tolerance 5%Hz ambient temperature max. -25 to +85°C ø 35.5mm L 59mm M8 plastic connection male faston 6.3mm protection			


<b>1</b>			
			
GEV No.	499067	Ref. No.	20160003
<b>description</b>	pump inlet ø 1" IT outlet ø 1" IT type PKM60 230V 60Hz 1 phase 0.37kW 0.5HP L 247mm rotation direction left capacitor 10µF PEDRELLO		
<b>For models:</b>	120, 160, 240, 882, 885, 904, 906, 908, 912, C33, C34, C34dgt, C44, C44dgt, C44dgt-elt, C66, C66dgt, C66dgt-elt, C77, D120, D120dgt, D80, D85, LP130, LP60, LP60H, LP61, LP61H, LP70, SQ885, SQT80		

<b>1</b>			
			
GEV No.	499308	Ref. No.	20160056
<b>description</b>	pump inlet ø 1" IT outlet ø 1" IT type PQM60 220V 60Hz 1 phase 0.37kW 0.5HP L 195mm rotation direction left capacitor 10µF PEDRELLO		
<b>For models:</b>	C34, C44dgt, C66dgt		






1

<b>GEV No.</b>	499145	<b>Ref. No.</b>	00047030 20160004 20160055
<b>description</b>	pump inlet $\varnothing$ 1" outlet $\varnothing$ 1" type PQ60 230/400V 50Hz 3 phase 0.37kW PEDRELLO		
<b>For models:</b>	EN, ET, ETA, ETE20, ETE21, ETE25, ETE27, ETS15, LPE100, LPE145		




1

<b>GEV No.</b>	500395	<b>Ref. No.</b>	20160011 20160016
<b>description</b>	pump inlet $\varnothing$ 3/8" IT outlet $\varnothing$ 3/8" IT type PS45DX 230V 50Hz 0.35kW capacitor 8 $\mu$ F LGB		
<b>For models:</b>	B11, BD11, BD13, BD14, BD14alt, BD22, BD46, BD47, BD50, BE50, D30, D35, D36, D40, D40ELT, D40ELT-BT-BA, D40i, D40i-ELT-BT-BA, D45, D80, LP60, LP60H		
<b>spare parts for</b>	500395		
	<b>GEV No.</b>	365013	<b>Ref. No.</b> —
	operating capacitor capacity 8 $\mu$ F 400V tolerance 5%Hz ambient temperature max. -25 to +85°C $\varnothing$ 31.5mm L 55mm M8 plastic connection male faston 6.3mm protection		
	<b>GEV No.</b>	698400	<b>Ref. No.</b> —
	pump cover gasket pump type PS46 thickness 2mm ID $\varnothing$ 66mm Qty 1 pcs		

drain pumps

HANNING



1

<b>GEV No.</b>	500082	<b>Ref. No.</b>	00002570
<b>description</b>	drain pump 230V 100W		
<b>For models:</b>	882, 885, C33, C44, C66, C77, D30, D40, D80, D80F		


PLASET



1

<b>GEV No.</b>	500083	<b>Ref. No.</b>	20160014
<b>description</b>	drain pump inlet $\varnothing$ 30mm outlet $\varnothing$ 23mm 220-240V 34W 50Hz PLASET		
<b>For models:</b>	42, 42E, 48, 48E, 55, 55E, 60, B11, BD11, BD13, BD14, BD14alt, BD22, BD46, BD47, BD50, BE35, BE40, BE50, BE50T, D30, D35, D36, D40, D40ELT, D40ELT-BT-BA, D40i, D40i-ELT-BT-BA, D45		

miscellaneous



1

<b>GEV No.</b>	499001	<b>Ref. No.</b>	20160013
<b>description</b>	drain pump inlet $\varnothing$ 30mm outlet $\varnothing$ 22mm 220V 34W 60Hz PLASET		
<b>For models:</b>	BD13, BD14, BD50, BE35, BE40, BE50, BE50T, D35, D36, D40, D40i, D40i-ELT-BT-BA, D45		

booster pumps II

accessories



1

<b>GEV No.</b>	365015	<b>Ref. No.</b>	24100009
<b>description</b>	operating capacitor capacity 10 $\mu$ F 400V tolerance 5%Hz ambient temperature max. -25 to +85°C $\varnothing$ 35.5mm L 59mm M8 plastic connection male faston 6.3mm protection		



1

<b>GEV No.</b>	365012	<b>Ref. No.</b>	24100001
<b>description</b>	operating capacitor capacity 6.3 $\mu$ F 450V tolerance 5% 50Hz ambient temperature max. -25 to +85°C $\varnothing$ 30mm L 61mm M8 plastic connection male faston 6.3mm protection		



## condensators & interference suppression filters

### operating capacitors

#### plastic



1

<b>GEV No.</b>	365015	<b>Ref. No.</b>	24100009
<b>description</b>	operating capacitor capacity 10µF 400V tolerance 5%Hz ambient temperature max. -25 to +85°C ø 35.5mm L 59mm M8 plastic connection male faston 6.3mm protection		



1

<b>GEV No.</b>	365014	<b>Ref. No.</b>	00002630
<b>description</b>	operating capacitor capacity 12.5µF 450V tolerance 5%Hz ambient temperature max. -25 to +85°C ø 35mm L 70mm M8 plastic connection male faston 6.3mm 45S.C3DS.12.5 protection		
<b>For models:</b>	120, 160, 882, 885, C44, C66		



1

<b>GEV No.</b>	365021	<b>Ref. No.</b>	24100004
<b>description</b>	operating capacitor capacity 16µF 425V tolerance 5% 50/60Hz ambient temperature max. -25 to +85°C ø 35mm L 73mm single M8 plastic connection male faston 6.3mm 416.10.99 protection		
<b>For models:</b>	42, 42E, 48, 48E, 55, 55E, 60, BD22, C33, C34, C34dgt, C44, C44dgt, C44dgt-elt, C66, C77, CW650-15, CW650-16, CW650-35, CW650-36, D30, D35, D36, D40, D40ELT, D40ELT-BT-BA, D40i, D40i-BT-BA, D40i-ELT-BT-BA, D45, D80, D80F, D85		




1

<b>GEV No.</b>	365012	<b>Ref. No.</b>	24100001
<b>description</b>	operating capacitor capacity 6.3µF 450V tolerance 5% 50Hz ambient temperature max. -25 to +85°C ø 30mm L 61mm M8 plastic connection male faston 6.3mm protection		

### filters

#### interference suppression filters



1

<b>GEV No.</b>	365026	<b>Ref. No.</b>	00002650 24100100
<b>description</b>	interference suppression filter capacity 0.47µF(X2)+2x0.01µF(Y2) 0.68MOhm		



1

<b>GEV No.</b>	365044	<b>Ref. No.</b>	00002650 24100100
<b>description</b>	interference suppression filter type FC701Y2F 250V 50-60Hz conductor 2 with E connection cable 200mm L 42mm ø 23mm Hmm Wmm plastic Qty 1 pcs		



1

<b>GEV No.</b>	365089	<b>Ref. No.</b>	24100102
<b>description</b>	interference suppression filter type X1+100R 250V capacity 0.24µF		
<b>For models:</b>	120, 885, 906, 908, C33, C34, C34dgt, C44, C44dgt, C44dgt-elt, C66, C66dgt, C66dgt-elt, C77, D35, D36, D40, D40i, D40i-ELT-BT-BA, D45, D80, D85, EM20, EM20+20, ES20, ESD20		

### fuses

#### fine fuses



1


<b>GEV No.</b>	358041	<b>Ref. No.</b>	00060970
<b>description</b>	fine fuse size ø10x38mm 20A slow-acting rated 400V type aM Qty 1 pcs		
<b>For models:</b>	EN, ET, ET020, ETA, LPE100, LPE145		





1

<b>GEV No.</b>	358030	<b>Ref. No.</b>	00060980
<b>description</b>	fine fuse size ø10x38mm 32A slow-acting rated 400V type aM Qty 1 pcs		
<b>For models:</b>	EN, ET, ET020, ETA, LPE100, LPE145		





			
1			
<b>GEV No.</b>	358038	<b>Ref. No.</b>	00060960 37130999
<b>description</b>	fine fuse size $\phi$ 10x38mm 10A slow-acting rated 500V type aM Qty 1 pcs		
<b>For models:</b>	120, 160, 240, 882, 885, 904, 906, 908, 912, CW650-15, CW650-16, CW650-35, CW650-36, Cybergel, EB12, EB12+12, EG140S, EM240, EM360, EM480, EM612, EM-HT, EN, ES12, ESD12, ET, ET020, ETA, ETE20, ETE21, ETE25, ETE27, ETS15, LPE100, LPE145, SQ885, SQT80		

			
2			
<b>GEV No.</b>	358040	<b>Ref. No.</b>	00006261
<b>description</b>	fine fuse size $\phi$ 10x38mm 16A slow-acting rated 500V type aM Qty 1 pcs		




fine fuse holders			
			
1			
<b>GEV No.</b>	358075	<b>Ref. No.</b>	00006121 37170001
<b>description</b>	fuse holder for for fuse $\phi$ 10x38mm suitable fuse $\phi$ 10x38mm 1-pole 32A rated 690V for DIN rail 35mm cross section 10mm <sup>2</sup> suitable for for fuse $\phi$ 10x38mm		
<b>For models:</b>	120, 160, 240, 882, 885, 904, 906, 908, 912, Cybergel, EM240, EM360, EM480, EM612, EM-HT, EN, ET, ET020, ETA, ETE20, ETE21, ETE25, ETE27, ETS15, LPE100, LPE145, SQ885, SQT80		
















## electric accessories






cables			
ribbon cables			
group 1			
			
1			
<b>GEV No.</b>	403776	<b>Ref. No.</b>	25190105
<b>description</b>	ribbon cable 10-pole L 2600mm plug type FC-10P raster size 2.54mm		
<b>For models:</b>	BD46, BD47, C34, C34dgt, C44dgt, C44dgt-elt, C66dgt, C66dgt-elt, D120dgt, D36, D45, D85		

terminals			
rail-mounted terminals			
miscellaneous			
			
1			
<b>GEV No.</b>	358505	<b>Ref. No.</b>	00006260
<b>description</b>	rail-mounted terminal 6-10mm <sup>2</sup> 1-pole		

## gas thermostats

SIT			
710 Minisit series			
			
1			
<b>GEV No.</b>	107543	<b>Ref. No.</b>	00034620
<b>description</b>	gas thermostat kit SIT type MINISIT 710 t.max. 190°C 110-190°C gas inlet 1/2" IT gas outlet 3/8" IT thermocouple connection M9x1 probe $\phi$ 6mm probe L 105mm capillary pipe 1050mm pressure controller no		
<b>For models:</b>	FG125, FG157, FG159, FG307, FG309, GM12, GM12+12, GM20+20, GM20+20-900, GM25+25-900, GM25-900, GM35, GM50-900, GW-MODULARI		
<b>spare parts for</b>	107543		
	<b>GEV No.</b>	101135	<b>Ref. No.</b> 00038639 16100006
	 gas thermostat SIT type MINISIT 710 t.max. 190°C 110-190°C gas inlet 1/2" gas outlet 3/8" thermocouple connection M9x1 pilot connection M10x1 probe $\phi$ 6mm probe L 102mm capillary pipe 1050mm probe type type A3 pressure controller no pressure regulator mbar gland nut		
	<b>GEV No.</b>	390730	<b>Ref. No.</b> 161142 22170003
	 safety thermostat switch-off temp. 230°C 1-pole 0.5A probe $\phi$ 4mm probe L 125mm capillary pipe 1550mm capillary pipe isolated 1410mm gland nut probe		

			
<b>GEV No.</b>	101135	<b>Ref. No.</b>	00038639 16100006
<b>description</b>	gas thermostat SIT type MINISIT 710 t.max. 190°C 110-190°C gas inlet 1/2" gas outlet 3/8" thermocouple connection M9x1 pilot connection M10x1 probe ø 6mm probe L 102mm capillary pipe 1050mm probe type type A3 pressure controller no pressure regulator mbar gland nut		
<b>For models:</b>	GVM35, GW12, GW20, GWD12, GWD20		
<b>spare parts for</b>	101135		
	<b>GEV No.</b>	101053	<b>Ref. No.</b> —
	magnet unit T1: M9x1 T2: M24x1 L 45mm ø 17mm suitable for Minisit		
	<b>GEV No.</b>	102118	<b>Ref. No.</b> —
	probe 110-190°C probe ø 6mm probe L 102mm capillary pipe 1050mm t.max. 190°C fryer probe type type A3 suitable for MINISIT 710		
<b>accessories for</b>	101135		
	<b>GEV No.</b>	100809	<b>Ref. No.</b> —
	O-ring EPDM thickness 2mm ID ø 21mm Qty 1 pcs		
	<b>GEV No.</b>	100820	<b>Ref. No.</b> —
	gland duct ET M14x1.5 IT M10x0.75 probe ø max. 6.5mm WS 22		
	<b>GEV No.</b>	100904	<b>Ref. No.</b> —
	locking screw M10x1 for pipe ø 4mm Qty 1 pcs		
	<b>GEV No.</b>	100905	<b>Ref. No.</b> —
	locking screw M10x1 for pipe ø 6mm Qty 1 pcs		
	<b>GEV No.</b>	101054	<b>Ref. No.</b> —
	magnet unit T1: M10x1 T2: M24x1 L 45mm ø 17mm suitable for Minisit		
	<b>GEV No.</b>	101136	<b>Ref. No.</b> 00032410
	piezoelectric igniter suitable for Minisit with cover cap ømm connection F6.3x0.8		
	<b>GEV No.</b>	101137	<b>Ref. No.</b> —
	cover cap without piezoelectric igniter		
	<b>GEV No.</b>	101267	<b>Ref. No.</b> —
	reducer IT 3/8" ET 1/2" L 21mm		
	<b>GEV No.</b>	101268	<b>Ref. No.</b> —
	gas connection thread 3/8" angled with O-ring MINISIT 710		
	<b>GEV No.</b>	101269	<b>Ref. No.</b> —
	gas connection thread 1/2" angled with O-ring MINISIT 710		
	<b>GEV No.</b>	101270	<b>Ref. No.</b> —
	screw connection IT 3/8" ET 3/8" L 28mm		
	<b>GEV No.</b>	101272	<b>Ref. No.</b> —
	screw connection IT 1/2" ET 3/8" L 57mm		

<b>accessories for</b>	101135		
	<b>GEV No.</b>	101273	<b>Ref. No.</b> —
	olive for pipe ø 12mm L 9.5mm brass Qty 1 pcs suitable for universal		
	<b>GEV No.</b>	101274	<b>Ref. No.</b> —
	olive for pipe ø 16mm Qty 1 pcs		
	<b>GEV No.</b>	101275	<b>Ref. No.</b> —
	union screw thread 1/2" for pipe ø 16mm Qty 1 pcs		
	<b>GEV No.</b>	101276	<b>Ref. No.</b> —
	union screw thread 3/8" tube ø 12mm Qty 1 pcs		
	<b>GEV No.</b>	110068	<b>Ref. No.</b> 16100003
	knob suitable for Minisit ø 37mm		










			
<b>GEV No.</b>	101434	<b>Ref. No.</b>	00032390
<b>description</b>	gas thermostat without accessories SIT type MINISIT 710 t.max. 190°C 110-190°C gas inlet 1/2" gas outlet 3/8" thermocouple connection M9x1 pilot connection M10x1 probe ø 5mm probe L 102mm capillary pipe 1200mm probe type type G1 pressure controller no pressure regulator mbar gland nut		
<b>For models:</b>	FG125, FG157, FG159, FG307, FG309, GM12, GM12+12, GM20+20, GM20+20-900, GM25+25-900, GM2532, GM2542, GM25-900, GM35, GM50-900, GMD2532, GMD2542, GW12, GW20, GWD12, GWD20, GW-MODULARI		
<b>spare parts for</b>	101434		
	<b>GEV No.</b>	101053	<b>Ref. No.</b> —
	magnet unit T1: M9x1 T2: M24x1 L 45mm ø 17mm suitable for Minisit		
	<b>GEV No.</b>	102105	<b>Ref. No.</b> 16100030
	probe 110-200°C probe ø 6mm probe L 102mm capillary pipe 1050mm t.max. 200°C fryer probe type type G1 suitable for MINISIT 710		
<b>accessories for</b>	101434		
	<b>GEV No.</b>	100809	<b>Ref. No.</b> —
	O-ring EPDM thickness 2mm ID ø 21mm Qty 1 pcs		
	<b>GEV No.</b>	100904	<b>Ref. No.</b> —
	locking screw M10x1 for pipe ø 4mm Qty 1 pcs		
	<b>GEV No.</b>	100905	<b>Ref. No.</b> —
	locking screw M10x1 for pipe ø 6mm Qty 1 pcs		
	<b>GEV No.</b>	101054	<b>Ref. No.</b> —
	magnet unit T1: M10x1 T2: M24x1 L 45mm ø 17mm suitable for Minisit		
	<b>GEV No.</b>	101136	<b>Ref. No.</b> 00032410
	piezoelectric igniter suitable for Minisit with cover cap ømm connection F6.3x0.8		

Table continues overleaf





accessories for		101434	
	GEV No.	101137	Ref. No. —
cover cap without piezoelectric igniter			
	GEV No.	101267	Ref. No. —
reducer IT 3/8" ET 1/2" L 21mm			
	GEV No.	101268	Ref. No. —
gas connection thread 3/8" angled with O-ring MINISIT 710			
	GEV No.	101269	Ref. No. —
gas connection thread 1/2" angled with O-ring MINISIT 710			
	GEV No.	101270	Ref. No. —
screw connection IT 3/8" ET 3/8" L 28mm			
	GEV No.	101272	Ref. No. —
screw connection IT 1/2" ET 3/8" L 57mm			
	GEV No.	101273	Ref. No. —
olive for pipe ø 12mm L 9.5mm brass Qty 1 pcs suitable for universal			
	GEV No.	101274	Ref. No. —
olive for pipe ø 16mm Qty 1 pcs			
	GEV No.	101275	Ref. No. —
union screw thread 1/2" for pipe ø 16mm Qty 1 pcs			
	GEV No.	101276	Ref. No. —
union screw thread 3/8" tube ø 12mm Qty 1 pcs			
	GEV No.	110068	Ref. No. 16100003
knob suitable for Minisit ø 37mm			

accessories			
probes			
	1		
GEV No.	102105	Ref. No.	16100030
description probe 110-200°C probe ø 6mm probe L 102mm capillary pipe 1050mm t.max. 200°C fryer probe type type G1 suitable for MINISIT 710			
For models: GM12, GM12+12, GM20+20, GM20+20-900, GM25+25-900, GM25-900, GM35, GM50-900			

## gas valves and ignition boxes








### gas control valves

#### SIT

#### NOVASIT














1

GEV No.	101187	Ref. No.	16100005
description gas valve SIT series Novasit 820 0.17VHz gas inlet 1/2" gas outlet 1/2" thermocouple connection M9x1 pilot connection M10x1 ignition pressurebar pressure range 5-50mbar pressure regulator connection blind equiv. no. 0.820.301 supply Operator millivolt			
For models: GSDT12, GSDT20, GST12, GST20, GVM35T, GW209T, GWD209T, GWDT12, GWDT20, GWT12, GWT20			
spare parts for 101187			
	GEV No.	101065	Ref. No. —
magnet unit with cable L 44mm D1 ø 30mm D2 ø 20mm suitable for NOVASIT			
accessories for 101187			
	GEV No.	100110	Ref. No. —
pilot burner SIT type 190 series 3 flames nozzle ømm gas connectionmm			
	GEV No.	101305	Ref. No. —
gas connection straight 1/2" flange 45x45mm ELETROSIT/V4400/4600/4605 suitable for SIT/HONEYWELL hole distance 36x36mm			
	GEV No.	101306	Ref. No. —
gas connection angled flange 45x45mm hole distance 36x36mm 1/2" ELETROSIT/V4400/4600/4605 screw with O-ring suitable for SIT/HONEYWELL			
	GEV No.	101307	Ref. No. —
gas connection straight flange 45x45mm hole distance 36x36mm 3/4" ELETROSIT/V4400/4600/4605 screw with O-ring suitable for SIT/HONEYWELL			
	GEV No.	101308	Ref. No. —
gas connection angled flange 45x45mm hole distance 36x36mm 3/4" ELETROSIT/V4400/4600/4605 screw with O-ring suitable for SIT/HONEYWELL			
	GEV No.	102116	Ref. No. 17100002
thermopile ROBERTSHAW L 900mm probe ø 9mm probe L 57mm 250-750mV screw connection 7/16"			



1

<b>GEV No.</b>	101956	<b>Ref. No.</b>	16100020
<b>description</b>	gas valve SIT series Novasit 820 230V 50Hz gas inlet 1/2" gas outlet 1/2" thermocouple connection M9x1 pilot connection M10x1 ignition pressure range 5-50mbar pressure regulator connection blind equiv. no. 0.820.031		
<b>spare parts for</b>	101956		
	<b>GEV No.</b>	101065	<b>Ref. No.</b> —
	magnet unit with cable L 44mm D1 ø 30mm D2 ø 20mm suitable for NOVASIT		
	<b>GEV No.</b>	101313	<b>Ref. No.</b> —
	solenoid coil 230V 50Hz		
<b>accessories for</b>	101956		
	<b>GEV No.</b>	100006	<b>Ref. No.</b> —
	piezoelectric igniter suitable for ELETTROSIT body plastic blowing connection ø2.4mm ø 14mm		
	<b>GEV No.</b>	101305	<b>Ref. No.</b> —
	gas connection straight 1/2" flange 45x45mm ELETTROSIT/V4400/4600/4605 suitable for SIT/HONEYWELL hole distance 36x36mm		
	<b>GEV No.</b>	101306	<b>Ref. No.</b> —
	gas connection angled flange 45x45mm hole distance 36x36mm 1/2" ELETTROSIT/V4400/4600/4605 screw with O-ring suitable for SIT/HONEYWELL		
	<b>GEV No.</b>	101307	<b>Ref. No.</b> —
	gas connection straight flange 45x45mm hole distance 36x36mm 3/4" ELETTROSIT/V4400/4600/4605 screw with O-ring suitable for SIT/HONEYWELL		
	<b>GEV No.</b>	101308	<b>Ref. No.</b> —
	gas connection angled flange 45x45mm hole distance 36x36mm 3/4" ELETTROSIT/V4400/4600/4605 screw with O-ring suitable for SIT/HONEYWELL		
	<b>GEV No.</b>	101312	<b>Ref. No.</b> —
	microswitch		
	<b>GEV No.</b>	101314	<b>Ref. No.</b> —
	solenoid coil 24V 50Hz		
	<b>GEV No.</b>	101317	<b>Ref. No.</b> —
	plug with cable L 1000mm suitable for NOVASIT		
	<b>GEV No.</b>	101318	<b>Ref. No.</b> —
	cover cap for solenoid coil suitable for NOVASIT		

## ignition parts

### pilot burners

SIT

100 series



1

















<b>GEV No.</b>	106906	<b>Ref. No.</b>	33120005
<b>description</b>	pilot burner SIT type 100 series 3 flames nozzle ø 0.2mm gas connection 6mm		
<b>For models:</b>	FG125, FG157, FG159, FG307, FG309, GM2532, GM2542, GMD2532, GMD2542, GW12, GW20, GWD12, GWD20		
<b>spare parts for</b>	106906		
	<b>GEV No.</b>	100245	<b>Ref. No.</b> —
	pilot burner nozzle LPG code 20 bore ø 0.2mm Qty 1 pcs thread M8x0.75		
	<b>GEV No.</b>	100855	<b>Ref. No.</b> —
	pilot burner bracket triple		
	<b>GEV No.</b>	100885	<b>Ref. No.</b> —
	air mixing sleeve for pilot burner Qty 1 pcs		
	<b>GEV No.</b>	100916	<b>Ref. No.</b> —
	compression spring for pilot burner Qty 1 pcs		
	<b>GEV No.</b>	100917	<b>Ref. No.</b> —
	gasket for pilot burner Qty 1 pcs aluminium		
	<b>GEV No.</b>	100918	<b>Ref. No.</b> —
	screw for pilot burner		
	<b>GEV No.</b>	107162	<b>Ref. No.</b> —
	pilot burner cap SIT 3 flames Hmm Lmm Qty 1 pcs		
	<b>GEV No.</b>	107701	<b>Ref. No.</b> —
	pilot burner bottom part SIT 100 series nozzle ø 0.2mm		
<b>accessories for</b>	106906		
	<b>GEV No.</b>	100245	<b>Ref. No.</b> —
	pilot burner nozzle LPG code 20 bore ø 0.2mm Qty 1 pcs thread M8x0.75		
	<b>GEV No.</b>	100246	<b>Ref. No.</b> —
	pilot burner nozzle natural gas bore ø 0.35mm Qty 1 pcs thread M8x0.75		
	<b>GEV No.</b>	100904	<b>Ref. No.</b> —
	locking screw M10x1 for pipe ø 4mm Qty 1 pcs		
	<b>GEV No.</b>	100905	<b>Ref. No.</b> —
	locking screw M10x1 for pipe ø 6mm Qty 1 pcs		
	<b>GEV No.</b>	102110	<b>Ref. No.</b> —
	pilot tube copper pipe ø 4mm thickness 1mm L 3000mm		


Table continues overleaf



accessories for		106906	
	GEV No.	102111	Ref. No. —
pilot tube copper pipe ø 6mm thickness 1mm L 3000mm			
	GEV No.	107171	Ref. No. —
pilot burner nozzle SIT natural/liquid gas bore ø 0.25mm Qty 1 pcs			
	GEV No.	107700	Ref. No. —
pilot burner bottom part SIT 100 series nozzle ø 0.25mm			
	GEV No.	107702	Ref. No. —
pilot burner bottom part SIT 100 series nozzle ø 0.35mm			


**accessories**

**ignition electrodes**








<b>GEV No.</b>	100706	<b>Ref. No.</b>	33110002
<b>description</b>	ignition electrode connection M4 Qty 1 pcs		
<b>For models:</b>	FG125, FG12M, FG157, FG159, FG24M, FG307, FG309, GB10, GBD10, GM2532, GM2542, GMD2532, GMD2542, GW12, GW12ELT, GW20, GW20ELT, GWD12, GWD12ELT, GWD20, GWD20ELT, GW-MODULARI		

**160 series**



<b>GEV No.</b>	100049	<b>Ref. No.</b>	00032790
<b>description</b>	pilot burner SIT type 160 series 2 flames nozzle ømm gas connectionmm		
<b>For models:</b>	GM12, GM12+12, GM20+20, GM20+20-900, GM25+25-900, GM25-900, GM35, GM50-900, GVM35		

spare parts for		100049	
	GEV No.	100907	Ref. No. 33120009
screw connection thread M10x1 Qty 1 pcs type SEF 1 ømm for thermocouple			

accessories for		100049	
	GEV No.	100202	Ref. No. —
pilot burner nozzle natural gas code 41 Qty 1 pcs nozzle ø 0.41mm			
	GEV No.	100203	Ref. No. —
pilot burner nozzle LPG code 25 Qty 1 pcs nozzle ø 0.25mm			
	GEV No.	100701	Ref. No. 33110001
ignition electrode connection M4 Qty 1 pcs			
	GEV No.	100869	Ref. No. —
pilot burner nozzle natural gas code 51 Qty 1 pcs suitable for 160 series nozzle ø 0.51mm			

accessories for		100049	
	GEV No.	100906	Ref. No. 33120004
screw connection thread M10x1 for ignition electrode brass Qty 1 pcs WS 10			
	GEV No.	100908	Ref. No. —
union screw thread M10x1 for pipe ø 4mm Qty 1 pcs			
	GEV No.	100909	Ref. No. —
union screw thread M10x1 for pipe ø 6mm Qty 1 pcs			
	GEV No.	101282	Ref. No. —
olive for pipe ø 4mm L 7.4mm Qty 1 pcs			
	GEV No.	101287	Ref. No. —
olive for pipe ø 6mm Qty 1 pcs			
	GEV No.	102110	Ref. No. —
pilot tube copper pipe ø 4mm thickness 1mm L 3000mm			
	GEV No.	102111	Ref. No. —
pilot tube copper pipe ø 6mm thickness 1mm L 3000mm			
	GEV No.	107650	Ref. No. 00032680
pilot burner nozzle SIT LPG code 30 Qty 1 pcs			


**190 series**



<b>GEV No.</b>	106722	<b>Ref. No.</b>	00038491
<b>description</b>	pilot burner SIT type 190 series 3 flames natural/liquid gas nozzle 35/51 nozzle ø 0.35/0.51mm gas connection 6mm complete with nozzle		
<b>For models:</b>	GSdT12, GSdT20, GST12, GST20, GVM35T, GW209T, GWD209T, GWDT12, GWDT20, GWT12, GWT20		

**POLIDORO**





**pilot burners**




<b>GEV No.</b>	104485	<b>Ref. No.</b>	33120030
<b>description</b>	pilot burner POLIDORO 2 flames natural gas code 29.2 gas connection 6mm		
<b>For models:</b>	FG12M, FG24M, GB10, GBD10		


miscellaneous




<b>GEV No.</b>	106966	<b>Ref. No.</b>	00038531
<b>description</b>	pilot burner 2 flames natural/liquid gas nozzle ø 0.45mm gas connection 6mm		
<b>For models:</b>	GW12, GW12ELT, GW20, GW20ELT, GWD12, GWD12ELT, GWD20, GWD20ELT, GW-MODULARI		
<b>spare parts for</b>	106966		
	<b>GEV No.</b>	100855	<b>Ref. No.</b> —
	pilot burner bracket triple		
	<b>GEV No.</b>	100885	<b>Ref. No.</b> —
	air mixing sleeve for pilot burner Qty 1 pcs		
	<b>GEV No.</b>	102742	<b>Ref. No.</b> —
	pilot burner nozzle LPG code 25 bore ø 0.25mm Qty 1 pcs		
	<b>GEV No.</b>	102973	<b>Ref. No.</b> 18100093
	pilot burner nozzle natural gas bore ø 0.45mm Qty 1 pcs		


electrodes



<b>GEV No.</b>	100701	<b>Ref. No.</b>	33110001
<b>description</b>	ignition electrode connection M4 Qty 1 pcs		
<b>For models:</b>	GM12, GM12+12, GM20+20, GM20+20-900, GM25+25-900, GM25-900, GM35, GM50-900, GVM35		
<b>accessories for</b>	100701		
	<b>GEV No.</b>	100906	<b>Ref. No.</b> 33120004
	screw connection thread M10x1 for ignition electrode brass Qty 1 pcs WS 10		



<b>GEV No.</b>	100706	<b>Ref. No.</b>	33110002
<b>description</b>	ignition electrode connection M4 Qty 1 pcs		
<b>For models:</b>	FG125, FG12M, FG157, FG159, FG24M, FG307, FG309, GB10, GBD10, GM2532, GM2542, GMD2532, GMD2542, GW12, GW12ELT, GW20, GW20ELT, GWD12, GWD12ELT, GWD20, GWD20ELT, GW-MODULARI		



<b>GEV No.</b>	102871	<b>Ref. No.</b>	33110003
<b>description</b>	ignition electrode D1 ø 7mm D2 ø 9mm connection M4 L1 8mm BL1 18mm BL2 3mm BL3 23mm to clip		
<b>For models:</b>	FG12M, FG24M, GB10, GBD10, GSDT12, GSDT20, GST12, GST20, GVM35T, GW209T, GWD209T, GWDT12, GWDT20, GWT12, GWT20		



<b>GEV No.</b>	100906	<b>Ref. No.</b>	33120004
<b>description</b>	screw connection thread M10x1 for ignition electrode brass Qty 1 pcs WS 10		
<b>For models:</b>	GSDT12, GSDT20, GST12, GST20, GVM35, GVM35T, GW209T, GWD209T, GWDT12, GWDT20, GWT12, GWT20		

ignition cables

pre-assembled cables



<b>GEV No.</b>	100015	<b>Ref. No.</b>	30140002
<b>description</b>	ignition cable cable length 600mm connection ø2.4mm / ø2.4mm		
<b>For models:</b>	FG12M, FG24M, GB10, GBD10, GM2532, GM2542, GMD2532, GMD2542, GW12, GW20, GWD12, GWD20		



<b>GEV No.</b>	100025	<b>Ref. No.</b>	30140001
<b>description</b>	ignition cable cable length 600mm connection ø4mm / F6.3mm		
<b>For models:</b>	GVM35T, GW12ELT, GW209T, GW20ELT, GWD12ELT, GWD209T, GWD20ELT, GWDT12, GWDT20, GWT12, GWT20		

piezoelectric igniters

mounting diameter 22mm



<b>GEV No.</b>	100005	<b>Ref. No.</b>	33100003
<b>description</b>	piezoelectric igniter body plastic blowing mounting ø 22mm connection ø2.4mm cable lengthmm SIT		
<b>For models:</b>	FG12M, FG24M, GB10, GBD10, GM2532, GM2542, GMD2532, GMD2542, GW12, GW20, GW209T, GWD12, GWD20, GWD209T, GWDT12, GWDT20, GWT12, GWT20		




miscellaneous



1			
<b>GEV No.</b>	nla <sup>1</sup>	<b>Ref. No.</b>	00032460 00038700 33100001
<b>description</b>	piezoelectric igniter suitable for Minisit connection F6.3x0.8 ømm		
<b>For models:</b>	FG125, FG157, FG159, FG307, FG309, GM12, GM12+12, GM20+20, GM20+20-900, GM25+25-900, GM25-900, GM35, GM50-900, GSDT12, GSDT20, GST12, GST20, GVM35, GVM35T, GW12, GW12ELT, GW20, GW209T, GW20ELT, GWD12, GWD12ELT, GWD20, GWD209T, GWD20ELT, GWDT12, GWDT20, GW-MODULARI, GWT12, GWT20		

<sup>1</sup>no longer available



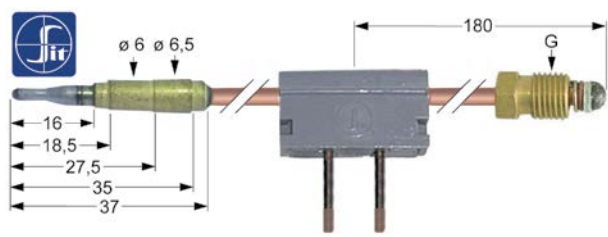
1			
<b>GEV No.</b>	nla <sup>1</sup>	<b>Ref. No.</b>	00032410
<b>description</b>	piezoelectric igniter suitable for Minisit with cover cap ømm connection F6.3x0.8		
<b>For models:</b>	GM12, GM12+12, GM20+20, GM20+20-900, GM25+25-900, GM25-900, GM35, GM50-900		
<b>spare parts for</b>	101136		
	<b>GEV No.</b>	100001	<b>Ref. No.</b> 00032460 00038700 33100001
piezoelectric igniter suitable for Minisit connection F6.3x0.8 ømm			

<sup>1</sup>no longer available

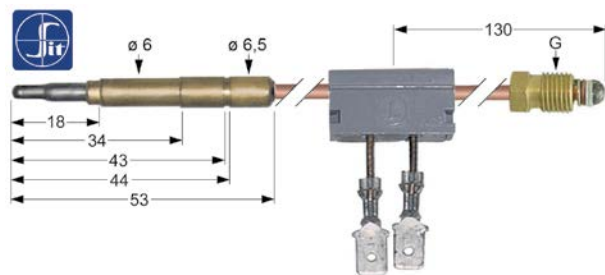
thermocouples

plug-in thermocouples

plug-in thermocouples with interruption




1			
<b>GEV No.</b>	107234	<b>Ref. No.</b>	159023 17100003
<b>description</b>	thermocouple SIT with interrupter M9x1 L 400mm plug connection ø6.0mm soldering connection		
<b>For models:</b>	GSDT12, GSDT20, GST12, GST20, GVM35T, GWDT12, GWDT20, GWT12, GWT20		



1			
<b>GEV No.</b>	107177	<b>Ref. No.</b>	00032580 17100001
<b>description</b>	thermocouple SIT with interrupter M9x1 L 600mm plug connection ø6.0mm F 6.3mm		
<b>For models:</b>	FG125, FG12M, FG157, FG159, FG24M, FG307, FG309, GB10, GBD10, GM12, GM12+12, GM20+20, GM20+20-900, GM25+25-900, GM2532, GM2542, GM25-900, GM35, GM50-900, GMD2532, GMD2542, GVM35, GW12, GW12ELT, GW20, GW209T, GW20ELT, GWD12, GWD12ELT, GWD20, GWD209T, GWD20ELT, GW-MODULARI		

thermopiles



1			
<b>GEV No.</b>	102116	<b>Ref. No.</b>	17100002
<b>description</b>	thermopile ROBERTSHAW L 900mm probe ø 9mm probe L 57mm 250-750mV screw connection 7/16"		
<b>For models:</b>	GSDT12, GSDT20, GST12, GST20, GVM35T, GW209T, GWD209T, GWDT12, GWDT20, GWT12, GWT20		

gas burners

bar burners


bar burners




1			
<b>GEV No.</b>	105384	<b>Ref. No.</b>	15100004
<b>description</b>	bar burner 2 row L 450mm W 240mm ømm H 310mm fryer		
<b>For models:</b>	FG157, FG159, FG307, FG309, GM2542, GMD2542		



1			
<b>GEV No.</b>	104483	<b>Ref. No.</b>	15100010
<b>description</b>	bar burner ø 40mm Wmm Hmm L 340mm flange width 50mm flange length 62mm fryer		
<b>For models:</b>	FG12M, FG24M, GB10, GBD10		



<b>GEV No.</b>	105430	<b>Ref. No.</b>	15100008
<b>description</b>	bar burner ø 40mm Wmm Hmm L 340mm flange width 60mm flange length 76mm fryer		




<b>GEV No.</b>	104486	<b>Ref. No.</b>	18100061
<b>description</b>	pilot burner nozzle POLIDORO natural gas code 29.2 bore ø 2x0.29mm Qty 1 pcs		
<b>For models:</b>	FG12M, FG24M, GB10, GBD10		


## gas nozzles

### main nozzles


#### gas nozzles M10x1



<b>GEV No.</b>	100067	<b>Ref. No.</b>	18110093 18110121
<b>description</b>	gas injector thread M10x1 WS 12 bore ø 1.1mm G30 gas pressure 30mbar		
<b>For models:</b>	FG12M, FG24M, GB10, GBD10, GSDT12, GSDT20, GST12, GST20, GW12, GW12ELT, GW209T, GW20ELT, GWD12, GWD12ELT, GWD209T, GWD20ELT, GWDT12, GWDT20, GW-MODULARI, GWT12, GWT20		




<b>GEV No.</b>	107343	<b>Ref. No.</b>	18110111 18110130
<b>description</b>	gas injector thread M10x1 WS 12 bore ø 1.2mm LPG gas pressure 30mbar		
<b>For models:</b>	FG12M, FG24M, GB10, GBD10, GSDT12, GSDT20, GST12, GST20, GW209T, GWD209T, GWDT12, GWDT20, GW-MODULARI, GWT12, GWT20		



<b>GEV No.</b>	106290	<b>Ref. No.</b>	18110090 18110095 18110110
<b>description</b>	gas injector thread M10x1 WS 12 bore ø 1.85mm inner peaked		
<b>For models:</b>	FG157, FG159, FG307, FG309, GM2532, GM2542, GMD2532, GMD2542, GW20, GWDT12, GWDT20, GW-MODULARI, GWT12, GWT20		

### pilot burner nozzles


#### pilot burner nozzles POLIDORO



<b>GEV No.</b>	100000	<b>Ref. No.</b>	18100060
<b>description</b>	pilot burner nozzle POLIDORO LPG code 22 bore ø 0.22mm Qty 1 pcs		
<b>For models:</b>	FG12M, FG24M, GB10, GBD10		


#### pilot burner nozzles SIT

##### 100 series




<b>GEV No.</b>	102973	<b>Ref. No.</b>	18100093
<b>description</b>	pilot burner nozzle natural gas bore ø 0.45mm Qty 1 pcs		
<b>For models:</b>	GW12, GW12ELT, GW20, GW20ELT, GWD12, GWD20		


##### 160 series



<b>GEV No.</b>	107172	<b>Ref. No.</b>	18100094
<b>description</b>	pilot burner nozzle SIT LPG code 25 Qty 1 pcs		
<b>For models:</b>	GW12, GW12ELT, GW20, GW20ELT, GWD12, GWD20		




<b>GEV No.</b>	107650	<b>Ref. No.</b>	00032680
<b>description</b>	pilot burner nozzle SIT LPG code 30 Qty 1 pcs		
<b>For models:</b>	GM12, GM12+12, GM20+20, GM20+20-900, GM25+25-900, GM25-900, GM35, GM50-900		



<b>GEV No.</b>	107173	<b>Ref. No.</b>	18100095
<b>description</b>	pilot burner nozzle SIT natural gas code 35 Qty 1 pcs suitable for 160 series nozzle ø 0.35mm		
<b>For models:</b>	GSDT12, GSDT20, GST12, GST20, GVM35, GVM35T, GW209T, GWD209T, GWDT12, GWDT20, GWT12, GWT20		





 <p>1</p>			
<b>GEV No.</b>	107175	<b>Ref. No.</b>	00032690
<b>description</b>	pilot burner nozzle SIT natural gas code 51 Qty 1 pcs suitable for 160 series		
<b>For models:</b>	GM12, GM12+12, GM20+20, GM20+20-900, GM25+25-900, GM25-900, GM35, GM50-900, GSdT12, GSdT20, GST12, GST20, GVM35, GVM35T, GW209T, GWD209T, GWDT12, GWDT20, GWT12, GWT20		

## auxiliary gas parts


### screw connections

#### union screws

 <p>1</p>			
<b>GEV No.</b>	100906	<b>Ref. No.</b>	33120004
<b>description</b>	screw connection thread M10x1 for ignition electrode brass Qty 1 pcs WS 10		
<b>For models:</b>	GSdT12, GSdT20, GST12, GST20, GVM35, GVM35T, GW209T, GWD209T, GWDT12, GWDT20, GWT12, GWT20		

 <p>1</p>			
<b>GEV No.</b>	100907	<b>Ref. No.</b>	33120009
<b>description</b>	screw connection thread M10x1 Qty 1 pcs type SEF 1 ømm for thermocouple		
<b>For models:</b>	GSdT12, GSdT20, GST12, GST20, GVM35T, GW209T, GWD209T, GWDT12, GWDT20, GWT12, GWT20		

#### angle pieces

 <p>1</p>			
<b>GEV No.</b>	104484	<b>Ref. No.</b>	12355007
<b>description</b>	angle piece T1: 1/2" ET T2: 1/2" ET		
<b>For models:</b>	GSdT12, GSdT20, GST12, GST20, GVM35T, GW12ELT, GW209T, GW20ELT, GWD12ELT, GWD209T, GWD20ELT, GWDT12, GWDT20, GWT12, GWT20		

## equipment-specific units


### for deep fryers

#### lids

 <p>1</p>			
<b>GEV No.</b>	695603	<b>Ref. No.</b>	00030660
<b>description</b>	lid suitable for fryer L 305mm W 210mm with handle		
<b>For models:</b>	EB12+12, EB6, EB6+6		

 <p>1</p>			
<b>GEV No.</b>	695606	<b>Ref. No.</b>	00030690
<b>description</b>	lid suitable for fryer L 340mm W 270mm		
<b>For models:</b>	EB12, EB12+12, EB8, EM12, EM12+12, ES12, ESD12, FE12, FG125, FG12M, FG24M, GB10, GBD10, GM12+12, GM2532, GMD2532, GST12, GW12, GW12ELT, GWD12, GWD12ELT, GWDT12, GWT12		

#### basket holders

 <p>1</p>			
<b>GEV No.</b>	970736	<b>Ref. No.</b>	00038567
<b>description</b>	basket support for fryer W 265mm H 220mm suitable for ELFRAMO GW		
<b>For models:</b>	FG12M, FG24M, GB10, GBD10, GSdT12, GSdT20, GST12, GST20, GVM35, GVM35T, GW12ELT, GW209T, GW20ELT, GWD12, GWD20, GWD209T, GWDT12, GWDT20, GWT12, GWT20		

## miscellaneous



1

<b>GEV No.</b>	550268	<b>Ref. No.</b>	00032290
<b>description</b>	cover cap for push-button		
<b>For models:</b>	EB12, EB12+12, EB18P, EB6, EB6+6, EB8, EM12, EM12+12, EM20, EM20+20, EM20+20-900, EM20-900, EM35, EM40-900, ES12, ES20, ESD12, ESD20, FE12, FE20, FE20+20, FE30, FE30+30, KES20, KESD20		

## for dishwashers

## drain and intake components

## ELFRAMO

## drain /intake bodies



1

<b>GEV No.</b>	517804	<b>Ref. No.</b>	00014169 00018351
<b>description</b>	connection angle thread 1/2" hose ø 13mm		
<b>For models:</b>	BD50, BE35, BE40, BE50, BE50T, C34, C44, C44dgt, C66, C66dgt, C77, D120, D35, D36, D40i, D40i-BT-BA, D40i-ELT-BT-BA, D45, D85		



1

<b>GEV No.</b>	511843	<b>Ref. No.</b>	00012701
<b>description</b>	drain connection		
<b>For models:</b>	BD14, BD14alt, BD47, C33, C34, C34dgt, C44, C44dgt, C44dgt-elt, C66, C66dgt, C66dgt-elt, C77, CE24, CW650-15, CW650-16, CW650-35, CW650-36, D120, D120dgt, D30, D40, D80, D80F, D85, ETE20, ETE21, ETE25, ETE27, LP60, LP60H, LP61, LP61H		



1

<b>GEV No.</b>	511830	<b>Ref. No.</b>	00211035
<b>description</b>	drain connection thread 1 3/4" hose ø 28.5mm		
<b>For models:</b>	B11, B15, BD11, BD13, BD14, BD22, BD47, BD50, BE35, BE40, BE50, BE50T, C44, C66, C77, D30, D35, D36, D40, D40ELT, D40ELT-BT-BA, D40i, D40i-BT-BA, D40i-ELT-BT-BA, D45		



1

<b>GEV No.</b>	511838 <sup>1</sup>	<b>Ref. No.</b>	00211026
<b>description</b>	drain connection thread 1 3/4" hose ø 28mm		
<b>For models:</b>	B11, BD11, BD13, BD14, BD46, BD50, BE35, BE40, BE50, C34, C34dgt, C44dgt, C44dgt-elt, C66dgt, C66dgt-elt, D85, LP61, LP61H		

<sup>1</sup>for drain pump

1

<b>GEV No.</b>	511853	<b>Ref. No.</b>	00012702
<b>description</b>	drain fitting		
<b>For models:</b>	BD22, C33, C44, C66, CW650-15, CW650-16, CW650-35, CW650-36, D120, D120dgt, D30, D35, D36, D40, D40ELT, D40ELT-BT-BA, D40i, D40i-BT-BA, D40i-ELT-BT-BA, D45, D80, D80F, D85, ETE20, ETE21, ETE25, ETE27		



1

<b>GEV No.</b>	511070	<b>Ref. No.</b>	00002130
<b>description</b>	drain fitting complete		
<b>For models:</b>	ET, ET020, ETA, ETE20, ETE21, ETE25, ETE27		



1

<b>GEV No.</b>	511836	<b>Ref. No.</b>	00012715
<b>description</b>	drain fitting complete thread 1 3/4" ED ø 65mm ID ø 43mm hose ø 37mm		
<b>For models:</b>	C44, C66, D30, D80, LP60		



1

<b>GEV No.</b>	512409	<b>Ref. No.</b>	00012703+00211035+06140018 00012741
----------------	--------	-----------------	--

<b>description</b>	drain fitting complete thread 1 3/4" ED ø 70.5mm ID ø 52mm hose ø 28.5mm		
--------------------	--	--	--

<b>spare parts for</b>	512409		
------------------------	--------	--	--

<b>GEV No.</b>	511826	<b>Ref. No.</b>	00012703
<b>description</b>	mounting ring thread 1 3/4" ID ø 44mm		


<b>GEV No.</b>	511828	<b>Ref. No.</b>	06140018
<b>description</b>	O-ring EPDM thickness 3.53mm ID ø 56.74mm Qty 1 pcs		


<b>GEV No.</b>	511830	<b>Ref. No.</b>	00211035
<b>description</b>	drain connection thread 1 3/4" hose ø 28.5mm		










 <p>Image not available</p>			
1			
<b>GEV No.</b>	511835	<b>Ref. No.</b>	00211036
<b>description</b>	drain unit complete		
<b>For models:</b>	B11, B15		


			
1			
<b>GEV No.</b>	511827	<b>Ref. No.</b>	00012704
<b>description</b>	flange ED ø 115mm ID ø 55mm		
<b>For models:</b>	B11, B15, BD11, BD13, BD14, BD46, BD47, BE35, BE40		


			
1			
<b>GEV No.</b>	511085	<b>Ref. No.</b>	00002103
<b>description</b>	gasket suitable for ELFRAMO equiv. no. 00002103 outflow		
<b>For models:</b>	120, 160, 240, 882, 885, 906, 908, C44, C66, SQ885, SQT80		


 <p>Image not available</p>			
1			
<b>GEV No.</b>	511851	<b>Ref. No.</b>	00012728
<b>description</b>	intake body complete		
<b>For models:</b>	D80		



			
1			
<b>GEV No.</b>	511846 <sup>1</sup>	<b>Ref. No.</b>	00018303
<b>description</b>	intake body complete thread 1 3/4"		
<b>For models:</b>	C44, C66, D120, ETE20, ETE21, ETE25, ETE27, LP60, LP60H, LP61, LP61H		


<sup>1</sup>for drain pump


			
1			
<b>GEV No.</b>	511092	<b>Ref. No.</b>	00002110
<b>description</b>	intake body ED ø 125mm H 100mm ID ø 62mm hose ø 70mm		

			
1			
<b>GEV No.</b>	511079	<b>Ref. No.</b>	00202120
<b>description</b>	intake/drain body		
<b>For models:</b>	42, 42E, 48, 48E, 55, 55E, 60		

			
1			
<b>GEV No.</b>	511094	<b>Ref. No.</b>	00002100 00011120
<b>description</b>	intake/drain body		
<b>For models:</b>	882, 885, SQ885, SQT80		

			
1			
<b>GEV No.</b>	511096	<b>Ref. No.</b>	00011130
<b>description</b>	intake/drain body		
<b>For models:</b>	120, 160, 240, 906, 908, C44, C66		
<b>accessories for</b>	511096		
		<b>GEV No.</b>	511463
		<b>Ref. No.</b>	00003600
	hose connector thread 1 1/4" ø 28mm		

			
1			
<b>GEV No.</b>	511837	<b>Ref. No.</b>	00012712
<b>description</b>	mounting ring thread 1 3/4" ED ø 65mm		
<b>For models:</b>	B11, BD11, BD13, BD14, BD46		

			
1			
<b>GEV No.</b>	511826	<b>Ref. No.</b>	00012703
<b>description</b>	mounting ring thread 1 3/4" ID ø 44mm		
<b>For models:</b>	B11, B15, BD11, BD13, BD14, BD14alt, BD22, BD46, BD47, BD50, BE35, BE40, BE50, BE50T, C33, C34, C34dgt, C44, C44dgt, C44dgt-elt, C66, C66dgt, C66dgt-elt, C77, CE24, CW650-15, CW650-16, CW650-35, CW650-36, D120, D120dgt, D30, D35, D36, D40, D40ELT, D40ELT-BT-BA, D40i, D40i-BT-BA, D40i-ELT-BT-BA, D45, D80, D80F, D85, ETE20, ETE21, ETE25, ETE27, LP60, LP60H...(Other models you can see in the webshop)		



1

<b>GEV No.</b>	511828	<b>Ref. No.</b>	06140018
<b>description</b>	O-ring EPDM thickness 3.53mm ID ø 56.74mm Qty 1 pcs		
<b>For models:</b>	B11, B15, BD11, BD13, BD14, BD14alt, BD22, BD46, BD47, BD50, BE35, BE40, BE50, BE50T, C33, C34, C34dgt, C44, C44dgt, C44dgt-elt, C66, C66dgt, C66dgt-elt, C77, CE24, CW650-15, CW650-16, CW650-35, CW650-36, D120, D120dgt, D30, D35, D36, D40, D40ELT, D40ELT-BT-BA, D40i, D40i-BT-BA, D40i-ELT-BT-BA, D45, D80, D80F, D85, ETE20, ETE21, ETE25, ETE27, ETS15, LP60...(Other models you can see in the webshop)		

## filters



1

<b>GEV No.</b>	507384	<b>Ref. No.</b>	00071600 00085810
<b>description</b>	filter		
<b>For models:</b>	EN, ET, ET020, ETA, LP130, LP70, LPE100, LPE145		



1

<b>GEV No.</b>	511120	<b>Ref. No.</b>	00011020
<b>description</b>	flat filter		
<b>For models:</b>	120, 160, 904, 906, 908, 912		



1

<b>GEV No.</b>	511121	<b>Ref. No.</b>	00011230
<b>description</b>	flat filter		
<b>For models:</b>	120, 160, 240, 904, 906, 908, 912, D120, D36, D45, D80, D80F, D85		



1

<b>GEV No.</b>	511122	<b>Ref. No.</b>	00010930
<b>description</b>	flat filter		
<b>For models:</b>	120, 160		



1

<b>GEV No.</b>	511852	<b>Ref. No.</b>	00010580
<b>description</b>	flat filter		
<b>For models:</b>	882, 885, 904, 906, 908, 912		



1

<b>GEV No.</b>	511590	<b>Ref. No.</b>	00065523 00067144
<b>description</b>	flat filter H 15mm stainless steel L 318mm W 242mm		
<b>For models:</b>	D120, D120dgt, LP60, LP60H, LP61, LP61H, LP70		



1

<b>GEV No.</b>	517491	<b>Ref. No.</b>	00065750
<b>description</b>	flat filter H 27mm SS L 365mm W 270mm		
<b>For models:</b>	LP130		



1

<b>GEV No.</b>	517493	<b>Ref. No.</b>	00079360
<b>description</b>	flat filter H 35mm SS L 577mm W 225mm		
<b>For models:</b>	ETE20, ETE21, ETE25, ETE27		



1


<b>GEV No.</b>	511583	<b>Ref. No.</b>	00018042
<b>description</b>	flat filter L 257mm W 294mm		
<b>For models:</b>	C44, C44dgt, C44dgt-elt, C66, C66dgt, C66dgt-elt, C77		





1

<b>GEV No.</b>	517492	<b>Ref. No.</b>	00065288
<b>description</b>	intake filter H 142mm SS L 130mm W 93mm		
<b>For models:</b>	LP130, LP70		




			
1			
<b>GEV No.</b>	511850	<b>Ref. No.</b>	00012735
<b>description</b>	intake filter ø 225mm		
<b>For models:</b>	C33, CW650-15, CW650-16, CW650-35, CW650-36, D40, D40ELT, D40ELT-BT-BA, D40i, D40i-ELT-BT-BA, D80		


			
1			
<b>GEV No.</b>	511089	<b>Ref. No.</b>	00002060
<b>description</b>	round filters ø 160mm		
<b>For models:</b>	120, 160, 240, 885, 906, 908, C44, C66		


			
1			
<b>GEV No.</b>	511847	<b>Ref. No.</b>	00222030
<b>description</b>	intake filter suction ø 205mm		
<b>For models:</b>	BD14, BD14alt		


			
1			
<b>GEV No.</b>	517485	<b>Ref. No.</b>	00222665
<b>description</b>	round filters ø 167mm H 112mm		
<b>For models:</b>	BD50, BE50, BE50T		


			
1			
<b>GEV No.</b>	511825	<b>Ref. No.</b>	00200500
<b>description</b>	round filters ø 115mm H 55mm		
<b>For models:</b>	42, 42E, 48, 48E, 55, 55E, B11, B15, BD11, BD13, BD14, BD46, BD47, BE35, BE40		


			
1			
<b>GEV No.</b>	517484	<b>Ref. No.</b>	00065570
<b>description</b>	round filters ø 235mm H 180mm hole ø 56mm		
<b>For models:</b>	C77, D120, D120dgt, LP60, LP60H, LP61, LP61H		


			
1			
<b>GEV No.</b>	511849	<b>Ref. No.</b>	00013773
<b>description</b>	round filters ø 145mm H 107mm		
<b>For models:</b>	D30, D35, D36, D40, D40ELT, D40ELT-BT-BA, D40i, D40i-BT-BA, D40i-ELT-BT-BA, D45, D80		

			
1			
<b>GEV No.</b>	511848	<b>Ref. No.</b>	00012724
<b>description</b>	round filters ø 81mm H 67mm		
<b>For models:</b>	B11, BD11, BD13, BD14, BD46		


			
1			
<b>GEV No.</b>	511845	<b>Ref. No.</b>	00018301
<b>description</b>	round filters ø 145mm H 150mm		
<b>For models:</b>	C33, C34, C34dgt, C44, C44dgt, C44dgt-elt, C66, C66dgt, C66dgt-elt, CE24, CW650-15, CW650-16, CW650-35, CW650-36, D80, D80F, D85		


			
1			
<b>GEV No.</b>	511090	<b>Ref. No.</b>	00002000
<b>description</b>	round filters outflow		


			
1			
<b>GEV No.</b>	511087	<b>Ref. No.</b>	00002010
<b>description</b>	round filters suction		


			
1			
<b>GEV No.</b>	511091	<b>Ref. No.</b>	00002070
<b>description</b>	round filters suction		

overflow pipes

			
1			
<b>GEV No.</b>	511209	<b>Ref. No.</b>	06160004
<b>description</b>	gasket ED ø 32mm ID ø 22mm thickness 5.5mm Qty 1 pcs		
<b>For models:</b>	120, 160, 240, 42, 42E, 48, 48E, 55, 55E, 60, 882, 885, 906, 908, SQ885, SQT80		

			
1			
<b>GEV No.</b>	511834	<b>Ref. No.</b>	06160041
<b>description</b>	gasket ø 33mm		
<b>For models:</b>	B11, B15, BD11, BD13, BD14, BD14alt, BD22, BD50, BE35, BE40, BE50, BE50T, C33, C34, C34dgt, C44, C44dgt, C44dgt-elt, C66, C66dgt, C66dgt-elt, C77, CW650-15, CW650-16, CW650-35, CW650-36, D120, D120dgt, D30, D35, D36, D40, D40ELT, D40ELT-BT-BA, D40i, D40i-BT-BA, D40i-ELT-BT-BA, D45, D80, D80F, D85, EN, ET, ET020, ETA, ETE20, ETE21, ETE25, ETE27, ETS15...(Other models you can see in the webshop)		

			
1			
<b>GEV No.</b>	511093	<b>Ref. No.</b>	00002113 0000211C
<b>description</b>	gasket with 4 screw holes ID ø 74mm ED ø 116mm thickness 3mm		


			
1			
<b>GEV No.</b>	503186	<b>Ref. No.</b>	00211052
<b>description</b>	overflow pipe L 130mm ø 43mm		
<b>For models:</b>	B11, BD11, BD13, BD14, BD46, BE35, BE40		

			
1			
<b>GEV No.</b>	511831	<b>Ref. No.</b>	00210937
<b>description</b>	overflow pipe L 140mm ø 43mm		
<b>For models:</b>	B11, B15, BD11, BD13, BD14, BD46, BE35, BE40		
<b>spare parts for</b>	511831		
		<b>GEV No.</b>	511834
		<b>Ref. No.</b>	06160041
	gasket ø 33mm		


			
1			
<b>GEV No.</b>	511833 <sup>1</sup>	<b>Ref. No.</b>	00222045
<b>description</b>	overflow pipe L 180mm ø 43mm		
<b>For models:</b>	BD14, BD14alt, BD47		

<sup>1</sup>for drain pump


			
1			
<b>GEV No.</b>	511832	<b>Ref. No.</b>	00222035
<b>description</b>	overflow pipe L 185mm ø 43mm		
<b>For models:</b>	BD14, BD14alt, BD47		


1


<b>GEV No.</b>	511840 <sup>1</sup>	<b>Ref. No.</b>	00013839
<b>description</b>	overflow pipe L 190mm ø 43mm		
<b>For models:</b>	BD22, D30, D35, D36, D40, D40ELT, D40ELT-BT-BA, D40i, D40i-BT-BA, D40i-ELT-BT-BA, D45		
<b>accessories for</b>	511840		
	<b>GEV No.</b>	511834	<b>Ref. No.</b>
			06160041
	gasket ø 33mm		

<sup>1</sup>for drain pump



1

<b>GEV No.</b>	511839	<b>Ref. No.</b>	00012718
<b>description</b>	overflow pipe L 195mm ø 43mm		
<b>For models:</b>	BD22, D30, D35, D36, D40, D40ELT, D40ELT-BT-BA, D40i, D40i-BT-BA, D40i-ELT-BT-BA, D45		
<b>accessories for</b>	511839		
	<b>GEV No.</b>	511834	<b>Ref. No.</b>
			06160041
	gasket ø 33mm		



1

<b>GEV No.</b>	511841	<b>Ref. No.</b>	00013994
<b>description</b>	overflow pipe L 225mm ø 43mm		
<b>For models:</b>	D80		




Image not available


1

<b>GEV No.</b>	511842	<b>Ref. No.</b>	00013997
<b>description</b>	overflow pipe L 225mm ø 43mm		
<b>For models:</b>	D80		




1

<b>GEV No.</b>	511059	<b>Ref. No.</b>	00202132
<b>description</b>	overflow pipe L 230mm ø 37mm		
<b>For models:</b>	42, 42E, 48, 48E, 55, 55E, 60		



1

<b>GEV No.</b>	511061	<b>Ref. No.</b>	00001950
<b>description</b>	overflow pipe L 230mm ø 37mm		




1

<b>GEV No.</b>	511062	<b>Ref. No.</b>	00001960
<b>description</b>	overflow pipe L 230mm ø 37mm		




1


<b>GEV No.</b>	511063	<b>Ref. No.</b>	00013110
<b>description</b>	overflow pipe L 230mm ø 37mm		
<b>For models:</b>	882, 885, SQ885, SQT80		






1


<b>GEV No.</b>	511060	<b>Ref. No.</b>	00202136
<b>description</b>	overflow pipe L 230mm ø 37mm for drain pump		
<b>For models:</b>	42, 42E, 48, 48E, 55, 55E, 60		

			
1			
<b>GEV No.</b>	511064	<b>Ref. No.</b>	00013115
<b>description</b>	overflow pipe L 230mm ø 37mm for drain pump		
<b>For models:</b>	120, 882, 885		


			
1			
<b>GEV No.</b>	517489	<b>Ref. No.</b>	00065554
<b>description</b>	overflow pipe L 350mm ø 43mm		
<b>For models:</b>	C44, C66, C77, D120, D120dgt, LP60, LP60H, LP61, LP61H		



			
1			
<b>GEV No.</b>	511387	<b>Ref. No.</b>	00014074
<b>description</b>	overflow pipe L 240mm ø 43mm		
<b>For models:</b>	BD50, BE50, BE50T, C33, CW650-15, CW650-16, CW650-35, CW650-36, D80, D80F, D85		
<b>spare parts for</b>	511387		
	<b>GEV No.</b>	511834	<b>Ref. No.</b> 06160041
	gasket ø 33mm		

			
1			
<b>GEV No.</b>	518625	<b>Ref. No.</b>	00065375
<b>description</b>	overflow pipe L 390mm ø 38mm		
<b>For models:</b>	LP130, LP70		

			
1			
<b>GEV No.</b>	511065	<b>Ref. No.</b>	00013100
<b>description</b>	overflow pipe ø 37mm		
<b>For models:</b>	120, 160, 240, 906, 908		

			
1			
<b>GEV No.</b>	517499	<b>Ref. No.</b>	00222670
<b>description</b>	overflow pipe L 240mm ø 43mm		
<b>For models:</b>	BD50, BE50, BE50T		


			
1			
<b>GEV No.</b>	511066	<b>Ref. No.</b>	00013105
<b>description</b>	overflow pipe ø 37mm		
<b>For models:</b>	120, 906, 908		

			
1			
<b>GEV No.</b>	511844	<b>Ref. No.</b>	00018271
<b>description</b>	overflow pipe L 315mm ø 43mm		
<b>For models:</b>	C34, C34dgt, C44, C44dgt, C44dgt-elt, C66, C66dgt, C66dgt-elt, CE24		
<b>spare parts for</b>	511844		
	<b>GEV No.</b>	511834	<b>Ref. No.</b> 06160041
	gasket ø 33mm		

## containers

## dosing containers

			
1			
<b>GEV No.</b>	511162	<b>Ref. No.</b>	00003730
<b>description</b>	drawer for rinse aid		
<b>accessories for</b>	511162		
	<b>GEV No.</b>	511163	<b>Ref. No.</b> 00003731 373A
	screw for rinse aid container		

1


<b>GEV No.</b>	361739	<b>Ref. No.</b>	00003740
<b>description</b>	rinse aid container		



1

<b>GEV No.</b>	511126	<b>Ref. No.</b>	00011060
<b>description</b>	rinse aid container		
<b>For models:</b>	120, 160, 240, 882, 885, 904, 906, 908, 912		

salt tanks



1


<b>GEV No.</b>	511895	<b>Ref. No.</b>	12145002
<b>description</b>	salt tank		
<b>For models:</b>	42, 42E, 48, 48E, 55, 60		

accessories



1

<b>GEV No.</b>	511487	<b>Ref. No.</b>	00011053
<b>description</b>	funnel		
<b>For models:</b>	42, 42E, 48, 48E, 55, 55E, 60		




1

<b>GEV No.</b>	511163	<b>Ref. No.</b>	00003731 373A
<b>description</b>	screw for rinse aid container		
<b>For models:</b>	ES400, ES400-alt, ES400-sehr-alt, MRS400, MRS400-alt		


boilers

boilers for dishwashers



1

<b>GEV No.</b>	511899	<b>Ref. No.</b>	00013771
<b>description</b>	boiler		
<b>For models:</b>	CE24, D30, D80		




1

<b>GEV No.</b>	511901	<b>Ref. No.</b>	00003440
<b>description</b>	boiler		




1


<b>GEV No.</b>	511896	<b>Ref. No.</b>	00211009
<b>description</b>	boiler ø 120mm L 270mm		
<b>For models:</b>	B11, B15, BD11, BE35, BE40		


			
1			
<b>GEV No.</b>	511898	<b>Ref. No.</b>	00210410
<b>description</b>	boiler ø 140mm L 270mm		
<b>For models:</b>	42, 42E, 48, 48E, 55, 55E, 60		

			
1			
<b>GEV No.</b>	511897	<b>Ref. No.</b>	00222040
<b>description</b>	boiler ø 140mm L 270mm flange 4 hole inlet ø 50		
<b>For models:</b>	BD13, BD14, BD14alt, BD22, BD46, BD47, BD50, BE50, BE50T		

			
1			
<b>GEV No.</b>	511900	<b>Ref. No.</b>	00010500 00065312
<b>description</b>	boiler ø 170mm L 440mm		
<b>For models:</b>	120, 160, 240, 882, 885, 904, 906, 908, 912, C33, C34, C34dgt, C44, C44dgt, C44dgt-elt, C66, C66dgt, C66dgt-elt, C77, CE24, CW650-15, CW650-16, CW650-35, CW650-36, D120, D120dgt, D30, D35, D36, D40, D40ELT, D40ELT-BT-BA, D40i, D40i-ELT-BT-BA, D45, D80, D80F, D85, LP60, LP60H, LP61, LP61H, LP70		


## accessories

			
1			
<b>GEV No.</b>	699274	<b>Ref. No.</b>	00010514
<b>description</b>	connecting fitting for boiler thread 1/2" L 75mm W 32mm hose ø 14/5mm		
<b>For models:</b>	BD46, BD47, BE35, BE40, BE50, BE50T, C34, C44dgt, C44dgt-elt, C66dgt, C66dgt-elt, CE24, D120dgt, D36, D45, D85, LP61, LP61H, LP70		

			
1			
<b>GEV No.</b>	511817	<b>Ref. No.</b>	00010502
<b>description</b>	T-piece connection 1/4" ET - 1/2" IT hose ø 13mm 1/4" ET - 1/2" IT hose ø 13mm		
<b>For models:</b>	120, 160, 240, 882, 885, 904, 906, 908, 912, B11, B15, BD11, BD13, BD14, BD14alt, BD22, BD46, BD47, BD50, BE35, BE40, BE50, C33, C34, C34dgt, C44, C44dgt, C66, C66dgt, C77, D120, D30, D35, D36, D40, D40ELT, D40ELT-BT-BA, D40i, D40i-ELT-BT-BA, D45, D80, D80F, D85, LP60, LP60H, LP61, LP61H, SQ885, SQT80		


## rotation plates


## rotation plate bearings

			
1			
<b>GEV No.</b>	519419	<b>Ref. No.</b>	00005491
<b>description</b>	spindle for rotation plate ø 47mm		
<b>For models:</b>	120, 160, 240, 882, 885, 908		

## softener cartridges

## softening columns

			
1			
<b>GEV No.</b>	530000	<b>Ref. No.</b>	12145001
<b>description</b>	softener 4-fold L 380mm W 180mm		

			
1			
<b>GEV No.</b>	530001	<b>Ref. No.</b>	12145001
<b>description</b>	softener 4-fold L 380mm W 180mm		
<b>For models:</b>	42, 42E, 48, 48E, 55, 55E, 60, B11, BD11, BD13, BD14, BD14alt, BD22, BD50, BE35, BE40, BE50, BE50T, D35, D36, D40, D40ELT, D40ELT-BT-BA, D40i, D40i-BT-BA, D40i-ELT-BT-BA, D45		

## housing and bezels


## fascias

			
1			
<b>GEV No.</b>	403262	<b>Ref. No.</b>	00222433
<b>description</b>	control panel warewashing BE35 W 178mm H 48mm D 58mm suitable for ELFRAMO		
<b>For models:</b>	BD50, BE35, BE40, BE50		





**miscellaneous**




1

<b>GEV No.</b>	692476	<b>Ref. No.</b>	00222460
<b>description</b>	spacer for lid L 43mm ID ø 5mm ED ø 24.6mm thickness 2.7mm		
<b>For models:</b>	BD50, BE35, BE40, BE50		

**hood mechanics for dishwashers**


**bolts**



1


<b>GEV No.</b>	511888	<b>Ref. No.</b>	00018051
<b>description</b>	screw bolt hood mechanics		
<b>For models:</b>	C33, C34, C34dgt, C44, C44dgt, C44dgt-elt, C66, C66dgt, C66dgt-elt, C77, CE24, CW650-15, CW650-16, CW650-35, CW650-36		

**springs**



1

<b>GEV No.</b>	511623	<b>Ref. No.</b>	00002320
<b>description</b>	spring for hood mechanics		



1

<b>GEV No.</b>	511625	<b>Ref. No.</b>	00002330
<b>description</b>	spring for hood mechanics		


**hood handles**



1

<b>GEV No.</b>	701464	<b>Ref. No.</b>	00018661
<b>description</b>	hood handle L 870mm W 705mm		
<b>For models:</b>	C34, C34dgt, C44dgt, C44dgt-elt, C66dgt, C66dgt-elt, CE24		


**hood handle supports**



1


<b>GEV No.</b>	511560	<b>Ref. No.</b>	00018030 00018049 00018165
<b>description</b>	handle holder hood mechanics H 42mm ø 90mm		
<b>For models:</b>	C33, C34, C34dgt, C44, C44dgt, C44dgt-elt, C66, C66dgt, C66dgt-elt, C77, CE24, CW650-15, CW650-16, CW650-35, CW650-36		

**rollers**



1

<b>GEV No.</b>	511876	<b>Ref. No.</b>	00013784
<b>description</b>	roller ED ø 40mm ID ø 11mm		
<b>For models:</b>	BD14, BD14alt, BD22, BD46, BD47, D36, D40, D40ELT, D40ELT-BT-BA, D40i, D40i-BT-BA, D40i-ELT-BT-BA, D45, D80, D80F, D85		



1

<b>GEV No.</b>	511595	<b>Ref. No.</b>	00065842
<b>description</b>	roller set ø 30mm H 24mm for dishwasher hole ø 15mm		
<b>For models:</b>	LP130		

## cable controls



1

<b>GEV No.</b>	511118	<b>Ref. No.</b>	00000235 00002350
----------------	--------	-----------------	----------------------

**description** cable control foot switch for hood



1

<b>GEV No.</b>	511152	<b>Ref. No.</b>	00002370
----------------	--------	-----------------	----------

**description** hauling cable L 900mm hood mechanics

## miscellaneous



1

<b>GEV No.</b>	511887	<b>Ref. No.</b>	00018050
----------------	--------	-----------------	----------

**description** bush hood mechanics

**For models:** C33, C34, C34dgt, C44, C44dgt, C44dgt-elt, C66, C66dgt, C66dgt-elt, C77, CE24, CW650-15, CW650-16, CW650-35, CW650-36



1

<b>GEV No.</b>	511885	<b>Ref. No.</b>	00018026
----------------	--------	-----------------	----------

**description** handle holder hood mechanics

**For models:** C33, C34, C34dgt, C44, C44dgt, C44dgt-elt, C66, C66dgt, C66dgt-elt, C77, CE24, CW650-15, CW650-16, CW650-35, CW650-36



1

<b>GEV No.</b>	511886	<b>Ref. No.</b>	00018021
----------------	--------	-----------------	----------

**description** roller hood mechanics

**For models:** C33, C34, C34dgt, C44, C44dgt, C44dgt-elt, C66, C66dgt, C66dgt-elt, C77, CE24, CW650-15, CW650-16, CW650-35, CW650-36, GFP25, GFP25AC, GFU25, GFU25AC

## basket guides

## guide bars




1

<b>GEV No.</b>	699273	<b>Ref. No.</b>	00073240
----------------	--------	-----------------	----------

**description** guide for rack conveyor dishwashing machine L 50mm W 45mm H 80mm with rollers

**For models:** ET, ET020, ETA, ETE20, ETE21, ETE25, ETE27

## basket holders



1

<b>GEV No.</b>	971059	<b>Ref. No.</b>	00018060 00018404
----------------	--------	-----------------	----------------------

**description** basket support L 640mm W 560mm H 110mm

**For models:** C34, C34dgt, C44, C44dgt, C44dgt-elt, C66, C66dgt, C66dgt-elt, CE24

## air traps

## air traps




1


<b>GEV No.</b>	511067	<b>Ref. No.</b>	00002180 00011350 00205750
----------------	--------	-----------------	----------------------------------


**description** air trap


**For models:** 120, 160, 240, 904, 906, 908, 912, C34, C34dgt, C44, C44dgt, C44dgt-elt, C66, C66dgt, C66dgt-elt, C77, D120, D120dgt, EN, ET, ET020, ETA, ETE20, ETE21, ETE25, ETE27, ETS15, LP130, LP60, LP60H, LP61, LP61H, LP70, LPE100, LPE145





			
1			
<b>GEV No.</b>	511069	<b>Ref. No.</b>	00205750
<b>description</b>	air trap		
<b>For models:</b>	42, 42E, 48, 48E, 55, 55E, 60, B11, B15		


 <p>Image not available</p>			
1			
<b>GEV No.</b>	511820	<b>Ref. No.</b>	00012716
<b>description</b>	air trap		
<b>For models:</b>	BD14alt, D30, D40		


 <p>Image not available</p>			
1			
<b>GEV No.</b>	511821	<b>Ref. No.</b>	00013984
<b>description</b>	air trap		


			
1			
<b>GEV No.</b>	511824	<b>Ref. No.</b>	00013984 00014098 00014099
<b>description</b>	air trap		
<b>For models:</b>	B11, BD11, BD13, BD14, BD22, BD46, BD47, BE35, BE40, D30, D35, D36, D40, D40i, D40i-BT-BA, D45, D80		

			
1			
<b>GEV No.</b>	519465	<b>Ref. No.</b>	00014086 00014087
<b>description</b>	air trap ø 45mm H 160mm thread 3/8" hose ø 6mm		
<b>For models:</b>	C33, D80, D80F, D85		

<p>air trap accessories</p>  <p>Image not available</p>			
1			
<b>GEV No.</b>	511823	<b>Ref. No.</b>	00012719
<b>description</b>	hose connector		
<b>For models:</b>	BD14alt, D30, D40		

<p>mechanics for flight type dishwashers</p> 			
1			
<b>GEV No.</b>	532687	<b>Ref. No.</b>	00049050
<b>description</b>	tappet L 115mm W 68mm hole ø 8.5mm		

<p>backflow preventers</p>			
<p>backflow preventers</p> 			
1			
<b>GEV No.</b>	504140	<b>Ref. No.</b>	23180203
<b>description</b>	backflow preventer		

			
1			
<b>GEV No.</b>	511124	<b>Ref. No.</b>	23180200 23180202
<b>description</b>	backflow preventer dishwasher		
<b>For models:</b>	120, 160, 240, 42, 42E, 48, 48E, 55, 55E, 60, 882, 885, 904, 906, 908, 912, B11, B15, BD14alt, C33, C44, C66, D120, D30, D40, D80, LP130, LP60, LP70		

			
1			
<b>GEV No.</b>	516101	<b>Ref. No.</b>	23180203
<b>description</b>	backflow preventer dishwasher hose ø 12mm		
<b>For models:</b>	B11, BD13, BD14, BD46, BD47, BD50, BE35, BE40, BE50, BE50T, C33, C34, C34dgt, C44, C44dgt, C44dgt-elt, C66, C66dgt, C66dgt-elt, C77, CE24, D120, D120dgt, D30, D35, D36, D40, D40ELT, D40ELT-BT-BA, D40i, D40i-BT-BA, D40i-ELT-BT-BA, D45, D80, D85, LP130, LP60, LP60H, LP61, LP61H, LP70		
<b>spare parts for</b>	516101		
<b>GEV No.</b>	506367	<b>Ref. No.</b>	—
	flat gasket rubber ED ø 40mm ID ø 28mm thickness 1.8mm Qty 1 pcs		

## door mechanics

## springs

## roller springs



1

<b>GEV No.</b>	519550	<b>Ref. No.</b>	00079740
<b>description</b>	roller spring W 25.35mm		
<b>For models:</b>	ETE20, ETE21, ETE25, ETE27		



1

<b>GEV No.</b>	519491	<b>Ref. No.</b>	00079730
<b>description</b>	roller spring W 26mm		
<b>For models:</b>	ETE20, ETE21, ETE25, ETE27, ETS15, LP130, LP60H, LP61H, LP70		



1


<b>GEV No.</b>	519543	<b>Ref. No.</b>	00065816
<b>description</b>	roller spring with holder W 46mm ID 6mm lug lengthmm		
<b>For models:</b>	LP130, LP60, LP60H, LP61, LP61H		

## linkage




1

<b>GEV No.</b>	698783	<b>Ref. No.</b>	00073630
<b>description</b>	door pin		
<b>For models:</b>	ET, ET020, ETA		



1

<b>GEV No.</b>	511906	<b>Ref. No.</b>	00210993
<b>description</b>	door pin L 210mm tie bar		
<b>For models:</b>	B11		




1

<b>GEV No.</b>	511881	<b>Ref. No.</b>	00210366
<b>description</b>	door pin mounting pos. left complete tie bar		
<b>For models:</b>	42, 42E, 48, 48E, 55, 55E		



1

<b>GEV No.</b>	698784	<b>Ref. No.</b>	00073640
<b>description</b>	door pin mounting pos. upper		
<b>For models:</b>	ET, ET020, ETA		



1


<b>GEV No.</b>	511872	<b>Ref. No.</b>	00210940
<b>description</b>	tie bar		
<b>For models:</b>	B15, BD11, BD13, BD14, BD14alt, BD22, D120, D30, D40, D80, D80F		





1


<b>GEV No.</b>	511884	<b>Ref. No.</b>	00001710
<b>description</b>	tie bar complete		
<b>For models:</b>	120, 160, 885, 904, 906, 908, 912, SQ885, SQT80		




1 			
<b>GEV No.</b>	511871	<b>Ref. No.</b>	00210983
<b>description</b>	tie bar L 260mm		
<b>For models:</b>	B11, BD13, BD14, BD22, BD50, BE50, BE50T, D120, D120dgt, D30, D35, D36, D40, D40ELT, D40ELT-BT-BA, D40i, D40i-BT-BA, D40i-ELT-BT-BA, D45, D80, D85		

 Image not available 2			
<b>GEV No.</b>	511883	<b>Ref. No.</b>	00010730
<b>description</b>	tie bar mounting pos. left complete		
<b>For models:</b>	120, 160, 240, 42, 42E, 48, 48E, 55, 55E, 60, 882, 885		


1 			
<b>GEV No.</b>	511880	<b>Ref. No.</b>	00210361
<b>description</b>	tie bar mounting pos. right complete		
<b>For models:</b>	42, 42E, 48, 48E, 55, 55E		


1 			
<b>GEV No.</b>	511882	<b>Ref. No.</b>	00010720
<b>description</b>	tie bar mounting pos. right complete		
<b>For models:</b>	120, 160, 240, 42, 42E, 48, 48E, 55, 55E, 60, 882, 885		

threaded shafts


1 			
<b>GEV No.</b>	511879	<b>Ref. No.</b>	00210939
<b>description</b>	threaded part threaded part		
<b>For models:</b>	B11, B15, BD11, BD13, BD14, BD14alt, BD22, BD50, BE50, BE50T, D120, D120dgt, D30, D35, D36, D40, D40ELT, D40ELT-BT-BA, D40i, D40i-BT-BA, D40i-ELT-BT-BA, D45, D80, D80F, D85		


sliding plates

1 			
<b>GEV No.</b>	511907	<b>Ref. No.</b>	00013777
<b>description</b>	sliding plate		
<b>For models:</b>	BD14, BD14alt, D120, D120dgt, D30, D40, D80		

1 			
<b>GEV No.</b>	511878	<b>Ref. No.</b>	00013780
<b>description</b>	sliding plate sliding plate		
<b>For models:</b>	BD14, BD14alt, D30, D40, D80		


rollers

1 			
<b>GEV No.</b>	501445	<b>Ref. No.</b>	00041907
<b>description</b>	roller ED ø 23.7mm for door shaft diameter 8mm		
<b>For models:</b>	EN, ET, ET020, ETA, LPE100, LPE145		

1 			
<b>GEV No.</b>	501431	<b>Ref. No.</b>	00013907
<b>description</b>	roller ED ø 9mm for door mechanism shaft diameter 3.5mm W 5mm		
<b>For models:</b>	BD14, BD14alt, BD22, BD46, BD47, D35, D36, D40, D40ELT, D40ELT-BT-BA, D40i, D40i-BT-BA, D40i-ELT-BT-BA, D45, D80, D80F, D85, ET, ETE20, ETE21, ETE25, ETE27, ETS15		

hinges

1 			
<b>GEV No.</b>	519417	<b>Ref. No.</b>	00065309
<b>description</b>	door hinge		
<b>For models:</b>	D120, LP130, LP60, LP60H, LP61, LP61H, LP70		

1 			
<b>GEV No.</b>	511866	<b>Ref. No.</b>	00210902
<b>description</b>	door hinge door hinge left mounting pos. left		
<b>For models:</b>	B11, B15		




1

<b>GEV No.</b>	511874	<b>Ref. No.</b>	00013744
<b>description</b>	door hinge door hinge left mounting pos. left		
<b>For models:</b>	BD14, BD14alt, BD22, D36, D40, D40ELT, D40ELT-BT-BA, D40i, D40i-BT-BA, D40i-ELT-BT-BA, D45, D80, D80F, D85		



1

<b>GEV No.</b>	511865	<b>Ref. No.</b>	00210903
<b>description</b>	door hinge door hinge right mounting pos. right		
<b>For models:</b>	B11, B15		




1

<b>GEV No.</b>	511873	<b>Ref. No.</b>	00013743
<b>description</b>	door hinge door hinge right mounting pos. right		
<b>For models:</b>	BD14, BD14alt, BD22, D36, D40, D40ELT, D40ELT-BT-BA, D40i, D40i-BT-BA, D40i-ELT-BT-BA, D45, D80, D80F, D85		



1

<b>GEV No.</b>	504647	<b>Ref. No.</b>	00002509
<b>description</b>	door hinge hinge lever left mounting pos. left		



1

<b>GEV No.</b>	517781	<b>Ref. No.</b>	00222629
<b>description</b>	hinge for door mounting pos. left dishwasher L 130mm ELFRAMO W 32mm		
<b>For models:</b>	BD50, BE35, BE40, BE50, BE50T		



1

<b>GEV No.</b>	517780	<b>Ref. No.</b>	00222626
<b>description</b>	hinge for door mounting pos. right for dishwasher L 130mm H 32mm		
<b>For models:</b>	BD50, BE35, BE40, BE50, BE50T		

door guides



1

<b>GEV No.</b>	517496	<b>Ref. No.</b>	00065245
<b>description</b>	door guides L 460mm W 34mm H 25mm mounting pos. left/right		
<b>For models:</b>	LP130, LP60, LP60H, LP61, LP70		


door magnets



1

<b>GEV No.</b>	694539	<b>Ref. No.</b>	25110108
<b>description</b>	door magnet L 63mm W 7.5mm H 19mm mounting distance 52mm		
<b>For models:</b>	D120dgt		

door bumpers




1

<b>GEV No.</b>	511869	<b>Ref. No.</b>	00013791
<b>description</b>	door bumper end stop		
<b>For models:</b>	B11, B15, BD14, BD14alt, D120, D30, D40, D80		




locks




1

<b>GEV No.</b>	511083	<b>Ref. No.</b>	00011040
<b>description</b>	counterpart door catch		
<b>For models:</b>	120, 160, 240, 42, 42E, 48, 48E, 55, 55E, 60, 882, 885, 904, 906, 908, 912, B11, B15, BD11, BD13, D120, D120dgt, D30, D35, SQ885, SQT80		





1

<b>GEV No.</b>	511105	<b>Ref. No.</b>	00001670 00001680
<b>description</b>	counterpart door catch		




1


<b>GEV No.</b>	511104	<b>Ref. No.</b>	00001630 00001640	
<b>description</b>	door catch			
<b>accessories for</b>	511104			
	<b>GEV No.</b>	511105	<b>Ref. No.</b>	00001670 00001680
	counterpart door catch			



1


<b>GEV No.</b>	511082	<b>Ref. No.</b>	00011028	
<b>description</b>	door catch complete catch			
<b>For models:</b>	120, 160, 240, 42, 42E, 48, 48E, 55, 55E, 60, 882, 885, 904, 906, 908, 912, B11, B15, BD11, BD13, D120, D120dgt, D30, D35, SQ885, SQT80			
<b>accessories for</b>	511082			
	<b>GEV No.</b>	511083	<b>Ref. No.</b>	00011040
	counterpart door catch			

miscellaneous




1

<b>GEV No.</b>	504648	<b>Ref. No.</b>	00013152
<b>description</b>	bush bush		




1

<b>GEV No.</b>	530847	<b>Ref. No.</b>	00065595
<b>description</b>	cap for door handle ID ø 5mm D1 ø 21.7mm D2 ø 12.7mm		
<b>For models:</b>	ETE20, ETE21, ETE25, ETE27, LP130, LP60, LP60H, LP61, LP61H, LP70		




1

<b>GEV No.</b>	524047	<b>Ref. No.</b>	00013786
<b>description</b>	hauling cable for door mechanism ø 1.5mm L 475mm		
<b>For models:</b>	BD22, BD46, BD47, D36, D40, D40ELT, D40ELT-BT-BA, D40i, D40i-BT-BA, D40i-ELT-BT-BA, D45, D80, D80F		




1

<b>GEV No.</b>	511877	<b>Ref. No.</b>	00222059
<b>description</b>	hauling cable hauling cable		
<b>For models:</b>	BD14, BD14alt, D80, D85		



1

<b>GEV No.</b>	511868	<b>Ref. No.</b>	00013829
<b>description</b>	hinge complete hinge		
<b>For models:</b>	D120, D120dgt, D30		




1

<b>GEV No.</b>	511594	<b>Ref. No.</b>	00220340
<b>description</b>	hinge for dishwasher door set D1 ø 20mm D2 ø 12mm		
<b>For models:</b>	B11, BD11, BD13, BD22, D30, D35		



1

<b>GEV No.</b>	519408	<b>Ref. No.</b>	00013909
<b>description</b>	linkage guide for tie bar complete		
<b>For models:</b>	B11, BD11, BD13, BD14, BD22, BD50, BE50, BE50T, D120, D120dgt, D30, D35, D36, D40, D40ELT, D40ELT-BT-BA, D40i, D40i-BT-BA, D40i-ELT-BT-BA, D45, D80, D80F, D85		



1

<b>GEV No.</b>	517782	<b>Ref. No.</b>	00001672
<b>description</b>	spring L 16.5mm mounting pos. for door guides D1 ø 9mm wire gauge ø 1.2mm		
<b>For models:</b>	BD50, BE35, BE40, BE50		

screw connections



1

<b>GEV No.</b>	519409	<b>Ref. No.</b>	00013785
<b>description</b>	screw		
<b>For models:</b>	BD14, BD14alt, BD22, BD46, BD47, D36, D40, D40ELT, D40ELT-BT-BA, D40i, D40i-BT-BA, D40i-ELT-BT-BA, D45, D80, D80F, D85		


curtains

curtains



1


<b>GEV No.</b>	533013	<b>Ref. No.</b>	00076010
<b>description</b>	curtain W 620mm H 550mm warewashing		
<b>For models:</b>	EN, ET, ET020, ETA, ETE20, ETE21, ETE25, ETE27, ETS15		



1


<b>GEV No.</b>	533021	<b>Ref. No.</b>	00062000 00062030
<b>description</b>	curtain W 650mm H 450mm plastic thickness 1.5mm		
<b>For models:</b>	EN, ET, ET020, ETA, ETE20, ETE21, ETE25, ETE27, ETS15		

washing and rinsing systems




1

<b>GEV No.</b>	511716	<b>Ref. No.</b>	00222102
<b>description</b>	null		
<b>For models:</b>	BD14, BD14alt, BD47, C33, CW650-15, CW650-16, CW650-35, CW650-36, D80, D85		




1

<b>GEV No.</b>	511781	<b>Ref. No.</b>	00202632
<b>description</b>	rinse arm support mounting pos. upper		
<b>For models:</b>	42, 42E, 48, 48E, 55, 55E, 60, B11, B15, BD11, BE35		




1

<b>GEV No.</b>	511728	<b>Ref. No.</b>	00018077
<b>description</b>	rinse pipe		
<b>For models:</b>	C44, C44dgt, C44dgt-elt, C66, C66dgt, C66dgt-elt, C77, D120, D120dgt, D30, D40		



1

<b>GEV No.</b>	511730	<b>Ref. No.</b>	00014042
<b>description</b>	rinse pipe		
<b>For models:</b>	BD50, BE50, BE50T, C33, C34, C34dgt, CE24, CW650-15, CW650-16, CW650-35, CW650-36, D30, D35, D36, D40, D40ELT, D40ELT-BT-BA, D40i, D40i-BT-BA, D40i-ELT-BT-BA, D45, D80, D80F, D85		

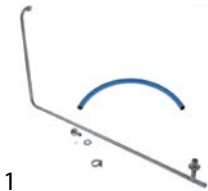



1


<b>GEV No.</b>	511732	<b>Ref. No.</b>	00013779
<b>description</b>	rinse pipe		
<b>For models:</b>	D30, D35, D40, D40ELT, D40ELT-BT-BA, D40i, D40i-BT-BA, D40i-ELT-BT-BA		








			
<b>GEV No.</b>	517503	<b>Ref. No.</b>	00018038 00018261 00018352
<b>description</b>	rinse pipe L 770mm		
<b>For models:</b>	C34, C34dgt, C44, C44dgt, C44dgt-elt, C66, C66dgt, C66dgt-elt, C77, D120, D120dgt		


			
<b>GEV No.</b>	511720	<b>Ref. No.</b>	00211015
<b>description</b>	rinse pipe mounting pos. lower		
<b>For models:</b>	B11, B15, BD11, BD13, BD14, BD22, BD46, BE35, BE40		

			
<b>GEV No.</b>	511714	<b>Ref. No.</b>	00222103
<b>description</b>	rinse pipe mounting pos. upper		
<b>For models:</b>	B11, B15, BD11, BD13, BD14, BD14alt, BD22, BD46, BD47, BE35, BE40		

			
<b>GEV No.</b>	511624	<b>Ref. No.</b>	00005080
<b>description</b>	rinse pipe $\phi$ 10mm L 400mm connection 3/8"		
<b>For models:</b>	120, 240, C44, C66, C77, D120, D120dgt, LP130, LP60, LP60H, LP61, LP61H, LP70		


			
<b>GEV No.</b>	511016	<b>Ref. No.</b>	00005010
<b>description</b>	screw connection		
<b>For models:</b>	882, 885, LPE100, LPE145, SQ885, SQT80		


			
<b>GEV No.</b>	511741	<b>Ref. No.</b>	02120040
<b>description</b>	throttle disc		
<b>For models:</b>	C34, C34dgt, C44, C66, CE24, LP130, LP60, LP60H, LP61, LP61H, LP70		


			
<b>GEV No.</b>	511704	<b>Ref. No.</b>	00018076
<b>description</b>	Thumb screw		
<b>For models:</b>	B11, B15, BD11, BD13, BD14, BD14alt, BD22, BD46, BD47, BE35, BE40, BE50, C33, C34, C34dgt, C44, C44dgt, C44dgt-elt, C66, C66dgt, C66dgt-elt, C77, CE24, CW650-15, CW650-16, CW650-35, CW650-36, D120, D120dgt, D30, D36, D40, D40ELT, D40ELT-BT-BA, D45, D80, D80F, D85, LP130, LP60, LP60H, LP61, LP61H, LP70		


			
<b>GEV No.</b>	511484	<b>Ref. No.</b>	00000395 00003950
<b>description</b>	T-piece thread 1 1/4" H 82mm L 120mm		
<b>For models:</b>	SQ885, SQT80		


			
<b>GEV No.</b>	511713	<b>Ref. No.</b>	00222111
<b>description</b>	wash arm bearing		
<b>For models:</b>	BD13, BD14, BD14alt, BD22, BD46, BD47, BE40		


			
<b>GEV No.</b>	511729	<b>Ref. No.</b>	00014041
<b>description</b>	wash arm bearing		
<b>For models:</b>	BD50, BE50, BE50T, C33, C34, C34dgt, CE24, CW650-15, CW650-16, CW650-35, CW650-36, D30, D35, D36, D40, D40ELT, D40ELT-BT-BA, D40i, D40i-BT-BA, D40i-ELT-BT-BA, D45, D80, D80F, D85		


			
<b>GEV No.</b>	511592	<b>Ref. No.</b>	00011858 00014286
<b>description</b>	wash pipe L 730mm suitable for ELFRAMO		
<b>For models:</b>	BD50, BE50, BE50T, D30, D35, D36, D40, D40ELT, D40ELT-BT-BA, D40i, D40i-BT-BA, D40i-ELT-BT-BA, D45, D80		

			
1			
<b>GEV No.</b>	517505	<b>Ref. No.</b>	00018260
<b>description</b>	wash pipe L 870mm SS		
<b>For models:</b>	C44, C44dgt, C44dgt-elt, C66, C66dgt, C66dgt-elt, D120		

			
1			
<b>GEV No.</b>	511492	<b>Ref. No.</b>	00000511 00005110
<b>description</b>	wash pipe mounting pos. lower ø 34mm L 153mm		
<b>For models:</b>	882, 885, SQ885, SQT80		


			
1			
<b>GEV No.</b>	511493	<b>Ref. No.</b>	00000512 00005120
<b>description</b>	wash pipe mounting pos. lower ø 38mm L 176mm		
<b>For models:</b>	120, 160, 906, 908		


			
1			
<b>GEV No.</b>	511489	<b>Ref. No.</b>	00000514 00005140
<b>description</b>	wash pipe mounting pos. lower ø 39mm L 233mm		
<b>For models:</b>	240, C34, C34dgt, C44, C44dgt, C44dgt-elt, C66, C66dgt, C66dgt-elt, C77, CE24, D120, D120dgt, LP60, LP60H, LP61, LP61H		


			
1			
<b>GEV No.</b>	511491	<b>Ref. No.</b>	00000513 00005130
<b>description</b>	wash pipe ø 38mm L 214mm		
<b>For models:</b>	120, 160, 906, 908		


## washing and rinsing systems (sorted by producer)


## ELFRAMO


			
1			
<b>GEV No.</b>	511744	<b>Ref. No.</b>	00004570
<b>description</b>	wash arm L 190mm nozzles 1 thread 1"		

			
1			
<b>GEV No.</b>	511745	<b>Ref. No.</b>	00004580
<b>description</b>	wash arm L 190mm nozzles 1 thread 1"		

			
1			
<b>GEV No.</b>	510207	<b>Ref. No.</b>	00004930
<b>description</b>	wash jet complete		
<b>For models:</b>	882, 885, SQ885, SQT80		


			
1			
<b>GEV No.</b>	511747	<b>Ref. No.</b>	00004610
<b>description</b>	wash arm L 220mm nozzles 1 thread 1"		


			
1			
<b>GEV No.</b>	511746	<b>Ref. No.</b>	00004590
<b>description</b>	wash arm nozzles 1 thread 1"		


			
1			
<b>GEV No.</b>	510207	<b>Ref. No.</b>	00004930
<b>description</b>	wash jet complete		
<b>For models:</b>	882, 885, SQ885, SQT80		





 <p>1</p>			
<b>GEV No.</b>	511028	<b>Ref. No.</b>	00202710
<b>description</b>	wash arm L 320mm nozzles 4 mounting ø 15/59mm mounting pos. lower		
<b>For models:</b>	42, 42E, 48, 48E, 55, 55E		
<b>spare parts for</b>	511028		
	<b>GEV No.</b>	511757	<b>Ref. No.</b> 00202670
	wash arm L 135mm nozzles 1 mounting ø 19mm		
	<b>GEV No.</b>	511758	<b>Ref. No.</b> 00202680
	wash arm L 135mm nozzles 1 mounting ø 19mm		
	<b>GEV No.</b>	511759	<b>Ref. No.</b> 00202690
	wash arm L 135mm nozzles 1 mounting ø 19mm		
	<b>GEV No.</b>	511760	<b>Ref. No.</b> 00202700
	wash arm L 135mm nozzles 1 mounting ø 19mm		
	<b>GEV No.</b>	511770	<b>Ref. No.</b> 00202530
	spring		
	<b>GEV No.</b>	511772	<b>Ref. No.</b> —
	wash jet		


 <p>1</p>			
<b>GEV No.</b>	511770	<b>Ref. No.</b>	00202530
<b>description</b>	spring		
<b>For models:</b>	42, 42E, 48, 48E, 55, 55E, 60		


 <p>1</p>			
<b>GEV No.</b>	511757	<b>Ref. No.</b>	00202670
<b>description</b>	wash arm L 135mm nozzles 1 mounting ø 19mm		
<b>For models:</b>	42, 42E, 48, 48E, 55, 55E		



 <p>1</p>			
<b>GEV No.</b>	511758	<b>Ref. No.</b>	00202680
<b>description</b>	wash arm L 135mm nozzles 1 mounting ø 19mm		
<b>For models:</b>	42, 42E, 48, 48E, 55, 55E		


 <p>1</p>			
<b>GEV No.</b>	511759	<b>Ref. No.</b>	00202690
<b>description</b>	wash arm L 135mm nozzles 1 mounting ø 19mm		
<b>For models:</b>	42, 42E, 48, 48E, 55, 55E		

 <p>1</p>			
<b>GEV No.</b>	511760	<b>Ref. No.</b>	00202700
<b>description</b>	wash arm L 135mm nozzles 1 mounting ø 19mm		
<b>For models:</b>	42, 42E, 48, 48E, 55, 55E		


 <p>1</p>			
<b>GEV No.</b>	511770	<b>Ref. No.</b>	00202530
<b>description</b>	spring		
<b>For models:</b>	42, 42E, 48, 48E, 55, 55E, 60		


 <p>1</p>			
<b>GEV No.</b>	511761	<b>Ref. No.</b>	00202540
<b>description</b>	wash arm L 165mm nozzles 1 mounting ø 19mm		
<b>For models:</b>	42, 42E, 48, 48E, 55, 55E		


 <p>1</p>			
<b>GEV No.</b>	511762	<b>Ref. No.</b>	00202550
<b>description</b>	wash arm L 165mm nozzles 1 mounting ø 19mm		
<b>For models:</b>	42, 42E, 48, 48E, 55, 55E		
<b>spare parts for</b>	511762		
	<b>GEV No.</b>	511772	<b>Ref. No.</b> —
	wash jet		


 <p>1</p>			
<b>GEV No.</b>	511763	<b>Ref. No.</b>	00202560
<b>description</b>	wash arm L 165mm nozzles 1 mounting ø 19mm		
<b>For models:</b>	42, 42E, 48, 48E, 55, 55E		


			
1			
<b>GEV No.</b>	511029	<b>Ref. No.</b>	00202830
<b>description</b>	wash arm L 450mm nozzles 4 mounting ø 15/59mm mounting pos. lower		
<b>For models:</b>	42, 42E, 48, 48E, 55, 55E, 60		
<b>spare parts for</b>	511029		
	<b>GEV No.</b>	511766	<b>Ref. No.</b> 00202800
	wash arm L 200mm nozzles 1 mounting ø 19mm		
	<b>GEV No.</b>	511767	<b>Ref. No.</b> 00202810
	wash arm L 200mm nozzles 1 mounting ø 19mm		
	<b>GEV No.</b>	511768	<b>Ref. No.</b> 00202820
	wash arm L 200mm nozzles 1 mounting ø 19mm		
	<b>GEV No.</b>	511770	<b>Ref. No.</b> 00202530
	spring		
	<b>GEV No.</b>	511772	<b>Ref. No.</b> —
	wash jet		


			
1			
<b>GEV No.</b>	511770	<b>Ref. No.</b>	00202530
<b>description</b>	spring		
<b>For models:</b>	42, 42E, 48, 48E, 55, 55E, 60		


			
1			
<b>GEV No.</b>	511766	<b>Ref. No.</b>	00202800
<b>description</b>	wash arm L 200mm nozzles 1 mounting ø 19mm		
<b>For models:</b>	42, 42E, 48, 48E, 55, 55E, 60		


			
1			
<b>GEV No.</b>	511767	<b>Ref. No.</b>	00202810
<b>description</b>	wash arm L 200mm nozzles 1 mounting ø 19mm		
<b>For models:</b>	42, 42E, 48, 48E, 55, 55E, 60		


			
1			
<b>GEV No.</b>	511768	<b>Ref. No.</b>	00202820
<b>description</b>	wash arm L 200mm nozzles 1 mounting ø 19mm		
<b>For models:</b>	42, 42E, 48, 48E, 55, 55E		

			
1			
<b>GEV No.</b>	511791	<b>Ref. No.</b>	00011208
<b>description</b>	wash arm L 180mm nozzles 1 mounting ø 27mm		
<b>For models:</b>	120, 160, 906, 908		


			
1			
<b>GEV No.</b>	511792	<b>Ref. No.</b>	00011209
<b>description</b>	wash arm L 180mm nozzles 1 mounting ø 27mm		
<b>For models:</b>	120, 160, 906, 908		


			
1			
<b>GEV No.</b>	511793	<b>Ref. No.</b>	00011210
<b>description</b>	wash arm L 180mm nozzles 1 mounting ø 27mm		
<b>For models:</b>	120, 160, 906, 908		


			
1			
<b>GEV No.</b>	511794	<b>Ref. No.</b>	00011211
<b>description</b>	wash arm L 180mm nozzles 1 mounting ø 27mm		
<b>For models:</b>	120, 160, 906, 908		


			
1			
<b>GEV No.</b>	511074	<b>Ref. No.</b>	00011340
<b>description</b>	wash jet		
<b>For models:</b>	120, 160, 240, 906, 908, ET, ETA, ETE20, ETE21, ETE25, ETE27		




			
1			
<b>GEV No.</b>	510004	<b>Ref. No.</b>	00004940
<b>description</b>	wash jet thread 1" ø 59mm H 27mm		
<b>For models:</b>	120, 160, 240, 882, 885, 908		


			
1			
<b>GEV No.</b>	511074	<b>Ref. No.</b>	00011340
<b>description</b>	wash jet		
<b>For models:</b>	120, 160, 240, 906, 908, ET, ETA, ETE20, ETE21, ETE25, ETE27		


			
1			
<b>GEV No.</b>	511022	<b>Ref. No.</b>	00011222
<b>description</b>	wash arm mounting pos. lower		
<b>For models:</b>	120, 160, 240, 906, 908		
<b>spare parts for</b>	511022		
	<b>GEV No.</b>	511074	<b>Ref. No.</b>
			00011340
	wash jet		
	<b>GEV No.</b>	511795	<b>Ref. No.</b>
			00011180
	wash arm L 200mm nozzles 1 mounting ø 27mm		


			
1			
<b>GEV No.</b>	510004	<b>Ref. No.</b>	00004940
<b>description</b>	wash jet thread 1" ø 59mm H 27mm		
<b>For models:</b>	120, 160, 240, 882, 885, 908		


			
1			
<b>GEV No.</b>	511800	<b>Ref. No.</b>	00011259
<b>description</b>	wash arm L 220mm nozzles 1 mounting ø 27mm		
<b>For models:</b>	240		


			
1			
<b>GEV No.</b>	511021	<b>Ref. No.</b>	00011221
<b>description</b>	wash arm mounting pos. upper		
<b>For models:</b>	120, 160, 906, 908		
<b>spare parts for</b>	511021		
	<b>GEV No.</b>	511074	<b>Ref. No.</b>
			00011340
	wash jet		
	<b>GEV No.</b>	511795	<b>Ref. No.</b>
			00011180
	wash arm L 200mm nozzles 1 mounting ø 27mm		


			
1			
<b>GEV No.</b>	511802	<b>Ref. No.</b>	00011261
<b>description</b>	wash arm L 220mm nozzles 1 mounting ø 27mm		
<b>For models:</b>	240		


			
1			
<b>GEV No.</b>	511799	<b>Ref. No.</b>	00011258
<b>description</b>	wash arm L 220mm nozzles 2 mounting ø 27mm		
<b>For models:</b>	240		


			
1			
<b>GEV No.</b>	511795	<b>Ref. No.</b>	00011180
<b>description</b>	wash arm L 200mm nozzles 1 mounting ø 27mm		
<b>For models:</b>	120, 160, 906, 908		


			
1			
<b>GEV No.</b>	511801	<b>Ref. No.</b>	00011260
<b>description</b>	wash arm L 220mm nozzles 2 mounting ø 27mm		
<b>For models:</b>	240		


			
1			
<b>GEV No.</b>	511074	<b>Ref. No.</b>	00011340
<b>description</b>	wash jet		
<b>For models:</b>	120, 160, 240, 906, 908, ET, ETA, ETE20, ETE21, ETE25, ETE27		


			
1			
<b>GEV No.</b>	510004	<b>Ref. No.</b>	00004940
<b>description</b>	wash jet thread 1" ø 59mm H 27mm		
<b>For models:</b>	120, 160, 240, 882, 885, 908		


			
1			
<b>GEV No.</b>	510004	<b>Ref. No.</b>	00004940
<b>description</b>	wash jet thread 1" ø 59mm H 27mm		
<b>For models:</b>	120, 160, 240, 882, 885, 908		


			
1			
<b>GEV No.</b>	511813	<b>Ref. No.</b>	00004520
<b>description</b>	wash arm L 170mm nozzles 1 thread 3/4"		
<b>For models:</b>	882, 885, SQ885, SQT80		


			
1			
<b>GEV No.</b>	511800	<b>Ref. No.</b>	00011259
<b>description</b>	wash arm L 220mm nozzles 1 mounting ø 27mm		
<b>For models:</b>	240		


			
1			
<b>GEV No.</b>	511814	<b>Ref. No.</b>	00004530
<b>description</b>	wash arm L 195mm nozzles 1 thread 3/4"		
<b>For models:</b>	882, 885, SQ885, SQT80		


			
1			
<b>GEV No.</b>	511802	<b>Ref. No.</b>	00011261
<b>description</b>	wash arm L 220mm nozzles 1 mounting ø 27mm		
<b>For models:</b>	240		


			
1			
<b>GEV No.</b>	511811	<b>Ref. No.</b>	00004500
<b>description</b>	wash arm L 200mm nozzles 1 thread 3/4"		
<b>For models:</b>	882, 885, SQ885, SQT80		

			
1			
<b>GEV No.</b>	511799	<b>Ref. No.</b>	00011258
<b>description</b>	wash arm L 220mm nozzles 2 mounting ø 27mm		
<b>For models:</b>	240		


			
1			
<b>GEV No.</b>	511812	<b>Ref. No.</b>	00004510
<b>description</b>	wash arm L 200mm nozzles 1 thread 3/4"		
<b>For models:</b>	882, 885, SQ885, SQT80		


			
1			
<b>GEV No.</b>	511074	<b>Ref. No.</b>	00011340
<b>description</b>	wash jet		
<b>For models:</b>	120, 160, 240, 906, 908, ET, ETA, ETE20, ETE21, ETE25, ETE27		


			
1			
<b>GEV No.</b>	511810	<b>Ref. No.</b>	00004320
<b>description</b>	wash arm boss		
<b>For models:</b>	882, 885, SQ885, SQT80		


			
1			
<b>GEV No.</b>	510207	<b>Ref. No.</b>	00004930
<b>description</b>	wash jet complete		
<b>For models:</b>	882, 885, SQ885, SQT80		





			
<b>GEV No.</b>	510163	<b>Ref. No.</b>	ALT siehe 511.075/76
<b>description</b>	rinse jet		


			
<b>GEV No.</b>	511756	<b>Ref. No.</b>	00004950
<b>description</b>	rinse jet		
<b>For models:</b>	882, 885, SQ885, SQT80		


			
<b>GEV No.</b>	511805	<b>Ref. No.</b>	00004820 00011186
<b>description</b>	rinse arm L 215mm nozzles 2 thread 1/4"		
<b>For models:</b>	120, 160, 882, 885, 906, 908		




			
<b>GEV No.</b>	511806	<b>Ref. No.</b>	00004770 00011187
<b>description</b>	rinse arm L 215mm nozzles 2 thread 1/4"		
<b>For models:</b>	120, 160, 882, 885, 906, 908, SQ885, SQT80		


			
<b>GEV No.</b>	510163	<b>Ref. No.</b>	ALT siehe 511.075/76
<b>description</b>	rinse jet		


			
<b>GEV No.</b>	511756	<b>Ref. No.</b>	00004950
<b>description</b>	rinse jet		
<b>For models:</b>	882, 885, SQ885, SQT80		


			
<b>GEV No.</b>	510163	<b>Ref. No.</b>	ALT siehe 511.075/76
<b>description</b>	rinse jet		

			
<b>GEV No.</b>	511756	<b>Ref. No.</b>	00004950
<b>description</b>	rinse jet		
<b>For models:</b>	882, 885, SQ885, SQT80		

			
<b>GEV No.</b>	511773	<b>Ref. No.</b>	00202720
<b>description</b>	rinse arm L 315mm nozzles 4 mounting ø 14mm mounting pos. upper/lower		
<b>For models:</b>	42, 42E, 48, 48E, 55, 55E		
<b>spare parts for</b>	511773		
	<b>GEV No.</b>	511039	<b>Ref. No.</b> 00011166
rinse arm shaft			
	<b>GEV No.</b>	511775	<b>Ref. No.</b> 00202730
rinse arm L 130mm nozzles 2 thread 1/4"			

			
<b>GEV No.</b>	511775	<b>Ref. No.</b>	00202730
<b>description</b>	rinse arm L 130mm nozzles 2 thread 1/4"		
<b>For models:</b>	42, 42E, 48, 48E, 55, 55E		

			
<b>GEV No.</b>	510163	<b>Ref. No.</b>	ALT siehe 511.075/76
<b>description</b>	rinse jet		

			
<b>GEV No.</b>	511756	<b>Ref. No.</b>	00004950
<b>description</b>	rinse jet		
<b>For models:</b>	882, 885, SQ885, SQT80		







			
<b>GEV No.</b>	511774	<b>Ref. No.</b>	00202600
<b>description</b>	rinse arm L 375mm nozzles 4 mounting ø 14mm mounting pos. upper		
<b>For models:</b>	42, 42E, 48, 48E, 55, 55E		
<b>spare parts for</b>	511774		
	<b>GEV No.</b>	511039	<b>Ref. No.</b> 00011166
rinse arm shaft			


Table continues overleaf


<b>spare parts for</b>	511774		
	<b>GEV No.</b>	511777	<b>Ref. No.</b> 00202610
rinse arm L 163mm nozzles 2 thread 1/4"			


	<b>GEV No.</b>	511777	<b>Ref. No.</b> 00202610
<b>description</b> rinse arm L 163mm nozzles 2 thread 1/4"			
<b>For models:</b> 42, 42E, 48, 48E, 55, 55E			


	<b>GEV No.</b>	511778	<b>Ref. No.</b> 00202620
<b>description</b> rinse arm L 163mm nozzles 2 thread 1/4"			
<b>For models:</b> 42, 42E, 48, 48E, 55, 55E			


	<b>GEV No.</b>	510163	<b>Ref. No.</b> ALT siehe 511.075/76
<b>description</b> rinse jet			


	<b>GEV No.</b>	511756	<b>Ref. No.</b> 00004950
<b>description</b> rinse jet			
<b>For models:</b> 882, 885, SQ885, SQT80			


	<b>GEV No.</b>	510163	<b>Ref. No.</b> ALT siehe 511.075/76
<b>description</b> rinse jet			

	<b>GEV No.</b>	511756	<b>Ref. No.</b> 00004950
<b>description</b> rinse jet			
<b>For models:</b> 882, 885, SQ885, SQT80			


	<b>GEV No.</b>	511805	<b>Ref. No.</b> 00004820 00011186
<b>description</b> rinse arm L 215mm nozzles 2 thread 1/4"			
<b>For models:</b> 120, 160, 882, 885, 906, 908			


	<b>GEV No.</b>	511806	<b>Ref. No.</b> 00004770 00011187
<b>description</b> rinse arm L 215mm nozzles 2 thread 1/4"			
<b>For models:</b> 120, 160, 882, 885, 906, 908, SQ885, SQT80			

	<b>GEV No.</b>	510163	<b>Ref. No.</b> ALT siehe 511.075/76
<b>description</b> rinse jet			

	<b>GEV No.</b>	511756	<b>Ref. No.</b> 00004950
<b>description</b> rinse jet			
<b>For models:</b> 882, 885, SQ885, SQT80			

	<b>GEV No.</b>	511026	<b>Ref. No.</b> 00011241
<b>description</b> rinse arm L 545mm nozzles 4 mounting ø 14mm complete			
<b>For models:</b> 240			
<b>spare parts for</b>	511026		
	<b>GEV No.</b>	511039	<b>Ref. No.</b> 00011166
rinse arm shaft			

	<b>GEV No.</b>	510163	<b>Ref. No.</b> ALT siehe 511.075/76
<b>description</b> rinse jet			

	<b>GEV No.</b>	511756	<b>Ref. No.</b> 00004950
<b>description</b> rinse jet			
<b>For models:</b> 882, 885, SQ885, SQT80			







1

<b>GEV No.</b>	511041	<b>Ref. No.</b>	00210015
<b>description</b>	wash arm L 328mm nozzles 3 mounting pos. upper thread 3/4"		
<b>For models:</b>	42, 42E, 48, 48E, 55, 55E		
<b>spare parts for</b>	511041		
	<b>GEV No.</b>	505073	<b>Ref. No.</b> 06140005
	O-ring EPDM thickness 2.62mm ID ø 20.63mm Qty 1 pcs		
	<b>GEV No.</b>	511772	<b>Ref. No.</b> —
	wash jet		




1

<b>GEV No.</b>	511042	<b>Ref. No.</b>	00210016
<b>description</b>	wash arm L 365mm nozzles 3 mounting pos. upper thread 3/4"		
<b>For models:</b>	42, 42E, 48, 48E, 55, 55E		
<b>spare parts for</b>	511042		
	<b>GEV No.</b>	505073	<b>Ref. No.</b> 06140005
	O-ring EPDM thickness 2.62mm ID ø 20.63mm Qty 1 pcs		
	<b>GEV No.</b>	511772	<b>Ref. No.</b> —
	wash jet		



1

<b>GEV No.</b>	511701	<b>Ref. No.</b>	00220395
<b>description</b>	rinse arm L 325mm nozzles 4 mounting ø 12mm mounting pos. upper/lower		
<b>For models:</b>	B11, BE35		



1

<b>GEV No.</b>	511496	<b>Ref. No.</b>	00220398
<b>description</b>	rinse arm L 325mm nozzles 4 W 35mm		
<b>For models:</b>	BE35		




1

<b>GEV No.</b>	511703	<b>Ref. No.</b>	00222083 00222122 00222127
<b>description</b>	rinse arm L 380mm nozzles 4 mounting ø 12mm mounting pos. upper/lower		
<b>For models:</b>	BD13, BD14, BD14alt, BD46, BD47, BE40		
<b>spare parts for</b>	511703		
	<b>GEV No.</b>	511704	<b>Ref. No.</b> 00018076
	Thumb screw		
	<b>GEV No.</b>	511705	<b>Ref. No.</b> 00018106
	disc		
	<b>GEV No.</b>	511706	<b>Ref. No.</b> 00018228
	knurled nut		
	<b>GEV No.</b>	511707	<b>Ref. No.</b> 00014555 00018083 00018084
	rinse jet ø 8mm H 10mm WS		



1

<b>GEV No.</b>	511480	<b>Ref. No.</b>	00014194
<b>description</b>	rinse arm L 500mm nozzles 6		
<b>For models:</b>	C33, C44, C44dgt, C66, C66dgt, C77, D35, D40i, D40i-BT-BA, D40i-ELT-BT-BA, D80		



1

<b>GEV No.</b>	511909	<b>Ref. No.</b>	00011214
<b>description</b>	wash and rinse arm conversion kit for ELFRAMO Mod. 120		



1

<b>GEV No.</b>	511700	<b>Ref. No.</b>	00211010
<b>description</b>	wash arm L 350mm nozzles 7 mounting $\varnothing$ 14/39.5mm mounting pos. upper/lower		
<b>For models:</b>	B11, B15, BD11, BE35		



1

<b>GEV No.</b>	511702	<b>Ref. No.</b>	00222000
<b>description</b>	wash arm L 400mm nozzles 8 mounting $\varnothing$ 15/39.5mm mounting pos. upper/lower		
<b>For models:</b>	BD13, BD14, BD14alt, BD46, BD47, BE40		



1

<b>GEV No.</b>	511723	<b>Ref. No.</b>	00014045 00018287
<b>description</b>	wash arm L 484mm nozzles 8 mounting $\varnothing$ 15/46mm mounting pos. upper/lower		
<b>For models:</b>	BD50, BE50, BE50T, D30, D35, D36, D40, D40ELT, D40ELT-BT-BA, D40i, D40i-BT-BA, D40i-ELT-BT-BA, D45		



1

<b>GEV No.</b>	511724	<b>Ref. No.</b>	00014048
<b>description</b>	wash arm L 485mm nozzles 11 mounting $\varnothing$ 15/46mm mounting pos. upper/lower		
<b>For models:</b>	BD50, BE50, C33, C34, C34dgt, CE24, CW650-15, CW650-16, CW650-35, CW650-36, D80, D80F, D85		



1

<b>GEV No.</b>	511588	<b>Ref. No.</b>	00018286
<b>description</b>	wash arm L 485mm nozzles 11 mounting $\varnothing$ 15/60mm mounting pos. upper/lower		



1

<b>GEV No.</b>	511737	<b>Ref. No.</b>	00016851 00018190
<b>description</b>	wash arm L 535mm nozzles 10 mounting $\varnothing$ 15/60mm mounting pos. upper/lower		
<b>For models:</b>	C44, C44dgt, C44dgt-elt, C66, C66dgt, C66dgt-elt, C77, D120, D120dgt		



1

<b>GEV No.</b>	511921	<b>Ref. No.</b>	00052010
<b>description</b>	wash arm L 655mm nozzles 24 mounting $\varnothing$ 15/80mm mounting pos. upper/lower		
<b>For models:</b>	LP130, LP70		



1


<b>GEV No.</b>	511924	<b>Ref. No.</b>	00011216
<b>description</b>	wash arm mounting pos. upper and bottom conversion kit for ELFRAMO Mod. 160		








1

<b>GEV No.</b>	517497	<b>Ref. No.</b>	00222005
<b>description</b>	wash arm mounting pos. upper/lower L 460mm nozzles 10		
<b>For models:</b>	BD22		




			
1			
<b>GEV No.</b>	517500	<b>Ref. No.</b>	00065336
<b>description</b>	wash arm boss mounting pos. upper/lower ø 99mm H 74mm		
<b>For models:</b>	LP130, LP60, LP60H, LP61, LP61H, LP70		


			
1			
<b>GEV No.</b>	511725	<b>Ref. No.</b>	00018406
<b>description</b>	rinse arm complete		
<b>For models:</b>	C33, C44, C66, C77, D30, D40, D40ELT, D40ELT-BT-BA, D80		


			
1			
<b>GEV No.</b>	511551	<b>Ref. No.</b>	00018155 00222295
<b>description</b>	rinse arm L 480mm nozzles 6 mounting ø 12mm mounting pos. upper/lower		
<b>For models:</b>	BD22, BE50, BE50T, C33, C34, C34dgt, C44, C44dgt, C44dgt-elt, C66, C66dgt, C66dgt-elt, CE24, CW650-15, CW650-16, CW650-35, CW650-36, D30, D36, D40, D45, D80, D80F, D85		
<b>spare parts for</b>	511551		
	<b>GEV No.</b>	511704	<b>Ref. No.</b> 00018076
Thumb screw			
	<b>GEV No.</b>	511705	<b>Ref. No.</b> 00018106
disc			
	<b>GEV No.</b>	511706	<b>Ref. No.</b> 00018228
knurled nut			


			
1			
<b>GEV No.</b>	517486	<b>Ref. No.</b>	00079318 00090793 00090821 00095071
<b>description</b>	rinse arm L 580mm nozzles 4		
<b>For models:</b>	ETE20, ETE21, ETE25, ETE27, ETS15		


			
1			
<b>GEV No.</b>	519490	<b>Ref. No.</b>	00065294 00065435
<b>description</b>	rinse arm L 665mm nozzles 7 mounting ø 12mm mounting pos. upper/lower W 29mm		
<b>For models:</b>	LP130, LP70		


			
1			
<b>GEV No.</b>	517487	<b>Ref. No.</b>	00065625
<b>description</b>	rinse arm mounting pos. upper/lower L 550mm nozzles 6 thread M10x1.5		
<b>For models:</b>	C77, D120, D120dgt, LP60, LP60H, LP61, LP61H		

			
1			
<b>GEV No.</b>	511707	<b>Ref. No.</b>	00014555 00018083 00018084
<b>description</b>	rinse jet ø 8mm H 10mm WS		
<b>For models:</b>	B11, B15, BD11, BD13, BD14, BD14alt, BD22, BD50, BE40, BE50, BE50T, C33, C34, C34dgt, C44, C44dgt, C44dgt-elt, C66, C66dgt, C66dgt-elt, C77, CE24, CW650-15, CW650-16, CW650-35, CW650-36, D120, D120dgt, D30, D36, D40, D40ELT, D40ELT-BT-BA, D45, D80, D80F, D85, EN, ET, ET020, ETE20, ETE21, ETE25, ETE27, ETS15, LP130, LP60, LP60H, LP61, LP61H...(Other models you can see in the webshop)		


			
1			
<b>GEV No.</b>	511586	<b>Ref. No.</b>	00072360
<b>description</b>	rinse arm L 636mm nozzles 7 mounting pos. upper/lower thread 3/4"		
<b>For models:</b>	EN, ET, ETA		

			
1			
<b>GEV No.</b>	511587	<b>Ref. No.</b>	00052150 00072350
<b>description</b>	rinse arm L 638mm nozzles 7 mounting pos. left thread 3/4"		
<b>For models:</b>	EN, ET, ET020, ETA		


			
1			
<b>GEV No.</b>	511072	<b>Ref. No.</b>	00004960 old version
<b>description</b>	rinse jet		


			
1			
<b>GEV No.</b>	511621	<b>Ref. No.</b>	00000496 00004960 00007237 00072370
<b>description</b>	rinse jet rinse jet ID ø 2.5mm		
<b>For models:</b>	120, 160, 240, 882, 885, 908, EN, ET, ETA, ETE20, ETE21, ETE25, ETE27, LPE100, LPE145		


			
1			
<b>GEV No.</b>	512408	<b>Ref. No.</b>	00082549
<b>description</b>	wash arm L 625mm nozzles 4 mounting ø 41mm mounting pos. upper/lower with pin for pre-washing ELFRAMO		
<b>For models:</b>	EN, ET, ET020		


			
1			
<b>GEV No.</b>	517501	<b>Ref. No.</b>	00079102
<b>description</b>	wash jet mounting pos. upper/lower H 18mm ø 24.4mm		
<b>For models:</b>	EN, ET, ET020, ETE20, ETE21, ETE25, ETE27, ETS15		


			
1			
<b>GEV No.</b>	511077	<b>Ref. No.</b>	00004931
<b>description</b>	wash jet		

			
1			
<b>GEV No.</b>	511640	<b>Ref. No.</b>	00011839
<b>description</b>	wash jet holder ø 40mm thread M32x2.5		


			
1			
<b>GEV No.</b>	511715	<b>Ref. No.</b>	00222104
<b>description</b>	opposite support mounting pos. lower for wash arm support		
<b>For models:</b>	BD13, BD14, BD14alt, BD22, BD46, BD47, BE40		


			
1			
<b>GEV No.</b>	511719	<b>Ref. No.</b>	00012710
<b>description</b>	opposite support mounting pos. lower for wash arm support		
<b>For models:</b>	B11, B15, BD11, BD50, BE35, BE50, BE50T, C33, CW650-15, CW650-16, CW650-35, CW650-36, D120, D30, D35, D36, D40, D40ELT, D40ELT-BT-BA, D40i, D40i-BT-BA, D40i-ELT-BT-BA, D45, D80, D80F, D85		


			
1			
<b>GEV No.</b>	511785	<b>Ref. No.</b>	00202781
<b>description</b>	opposite support mounting pos. lower for wash arm support		
<b>For models:</b>	42, 42E, 48, 48E, 55, 55E, 60		


			
1			
<b>GEV No.</b>	511461	<b>Ref. No.</b>	00004260 old version
<b>description</b>	wash arm support		





			
1			
<b>GEV No.</b>	511717	<b>Ref. No.</b>	00222101
<b>description</b>	wash arm support		
<b>For models:</b>	BD14, BD14alt, BD47		


			
1			
<b>GEV No.</b>	511740	<b>Ref. No.</b>	00018063
<b>description</b>	wash arm support mounting pos. lower		
<b>For models:</b>	C34, C34dgt, C44, C44dgt, C44dgt-elt, C66, C66dgt, C66dgt-elt, C77, CE24, D120, D120dgt		


			
1			
<b>GEV No.</b>	511735	<b>Ref. No.</b>	00014040
<b>description</b>	wash arm support		
<b>For models:</b>	D30, D35, D40, D40ELT, D40ELT-BT-BA, D40i, D40i-BT-BA, D40i-ELT-BT-BA		


			
1			
<b>GEV No.</b>	511710	<b>Ref. No.</b>	00011851
<b>description</b>	wash arm support mounting pos. upper		
<b>For models:</b>	BD13, BD14, BD14alt, BD22, BD46, BD47, BD50, BE40, BE50, BE50T, C33, CW650-15, CW650-16, CW650-35, CW650-36, D30, D35, D36, D40, D40ELT, D40ELT-BT-BA, D40i, D40i-BT-BA, D40i-ELT-BT-BA, D45, D80, D80F, D85		


			
1			
<b>GEV No.</b>	511736	<b>Ref. No.</b>	00014055
<b>description</b>	wash arm support		
<b>For models:</b>	BD50, BE50, BE50T, D36, D45, D80		


			
1			
<b>GEV No.</b>	511738	<b>Ref. No.</b>	00018062
<b>description</b>	wash arm support mounting pos. upper		
<b>For models:</b>	C34, C34dgt, C44, C44dgt, C44dgt-elt, C66, C66dgt, C66dgt-elt, C77, D120, D120dgt		


			
1			
<b>GEV No.</b>	511036	<b>Ref. No.</b>	00004260 00011152
<b>description</b>	wash arm support mounting pos. lower		
<b>For models:</b>	882, 885, SQ885, SQT80		

			
1			
<b>GEV No.</b>	511784	<b>Ref. No.</b>	00014020 00014021
<b>description</b>	wash arm support mounting pos. upper		
<b>For models:</b>	60		


			
1			
<b>GEV No.</b>	511038	<b>Ref. No.</b>	00011195
<b>description</b>	wash arm support mounting pos. lower		
<b>For models:</b>	120, 160, 240, 906, 908		


			
1			
<b>GEV No.</b>	511037	<b>Ref. No.</b>	00011194
<b>description</b>	wash arm support mounting pos. upper thread 1 1/2"		
<b>For models:</b>	240, 906, 908		

			
1			
<b>GEV No.</b>	511721	<b>Ref. No.</b>	00211014
<b>description</b>	wash arm support mounting pos. lower		
<b>For models:</b>	B11, B15, BD11, BD13, BD14, BD22, BD46, BE35, BE40		


			
1			
<b>GEV No.</b>	511035	<b>Ref. No.</b>	00004270
<b>description</b>	wash arm support thread 1 1/4" mounting pos. upper		


rinse arm shafts


			
1			
<b>GEV No.</b>	511032	<b>Ref. No.</b>	00005000
<b>description</b>	rinse arm shaft		

			
1			
<b>GEV No.</b>	511039	<b>Ref. No.</b>	00011166
<b>description</b>	rinse arm shaft		
<b>For models:</b>	120, 160, 240, 42, 42E, 48, 48E, 55, 55E, 60, 906, 908		

			
1			
<b>GEV No.</b>	110056	<b>Ref. No.</b>	00006500
<b>description</b>	knob switch zero mark ø 55mm shaft ø 5x5mm shaft flat horizontal black		
<b>For models:</b>	EB12, EB12+12, EB18P, EB6, EB6+6, EB8, EM12, EM12+12, EM20, EM20+20, EM20+20-900, EM20-900, EM35, EM40-900, ES12, ES20, ESD12, ESD20, FE12, FE20, FE20+20, FE30, FE30+30, KES20, KESD20, ST12, ST12+12, ST7, ST7+7		

			
1			
<b>GEV No.</b>	110005	<b>Ref. No.</b>	00033241
<b>description</b>	knob switch zero mark ø 55mm shaft ø 6x4.6mm shaft flat upper black		
<b>For models:</b>	EB6, EB6+6		


			
1			
<b>GEV No.</b>	110006	<b>Ref. No.</b>	00033250
<b>description</b>	knob switch zero mark ø 55mm shaft ø 6x4.6mm shaft flat upper black		
<b>For models:</b>	EB12, EB12+12, EB18P, EB6, EB6+6, EB8, EM12, EM12+12, EM20, EM20+20, EM20+20-900, EM20-900, EM35, EM40-900, ES12, ES20, ESD12, ESD20, FE12, FE20, FE20+20, FE30, FE30+30, GSdT12, GSdT20, GST12, GST20, GVM35T, GW209T, GWD209T, GWDT12, GWDT20, GWT12, GWT20, KES20, KESD20, ST12, ST12+12, ST7, ST7+7		


			
1			
<b>GEV No.</b>	110055	<b>Ref. No.</b>	00006520
<b>description</b>	knob switch zero mark ø 60mm shaft ø 5x5mm black		
<b>For models:</b>	LPE100, LPE145		


knobs

producer-specific knobs

ELFRAMO

			
1			
<b>GEV No.</b>	112684	<b>Ref. No.</b>	00038683
<b>description</b>	knob gas thermostat 1-8 ø 55.5mm shaft ø 6x4.6mm shaft flat upper black		
<b>For models:</b>	GSdT12, GSdT20, GST12, GST20, GVM35T, GWDT12, GWDT20, GWT12, GWT20		


			
1			
<b>GEV No.</b>	110878	<b>Ref. No.</b>	00035809 00035813
<b>description</b>	knob gas thermostat 1-8 t.max.°C ø 52mm shaft ømm shaft flat Minisit black shaft special		
<b>For models:</b>	GM2532, GM2542, GMD2532, GMD2542, GW12, GW20, GWD12, GWD20		


			
1			
<b>GEV No.</b>	111220	<b>Ref. No.</b>	00033270
<b>description</b>	knob switch zero mark		



## handles and hand wheels

### bracket handles

			
1			
<b>GEV No.</b>	511100	<b>Ref. No.</b>	00001510 00009200
<b>description</b>	pull handle		

			
1			
<b>GEV No.</b>	511115	<b>Ref. No.</b>	00001530 00009220
<b>description</b>	pull handle L 445mm H 62mm mounting distance 425mm		

### recessed handles



			
1			
<b>GEV No.</b>	511889	<b>Ref. No.</b>	00205530
<b>description</b>	recessed handle		
<b>For models:</b>	42, 42E, 48, 48E, 55, 55E, 60, B11, B15, BD11, BD13, BD14, BD14alt, BD46, BD47, BE35, BE40, EM12, EM12+12, EM20, EM20+20		

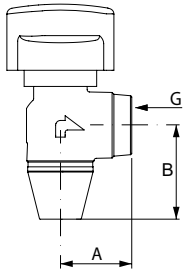
			
1			
<b>GEV No.</b>	511890	<b>Ref. No.</b>	00010610
<b>description</b>	recessed handle		
<b>For models:</b>	120, 160, 240, 882, 885, BD22, BD50, BE50, BE50T, D120, D120dgt, D30, D35, D36, D40, D40ELT, D40ELT-BT-BA, D40i, D40i-BT-BA, D40i-ELT-BT-BA, D45, D80, D80F, D85		

## fittings for catering equipment

### outlet taps

#### universal

			
1			
<b>GEV No.</b>	541609	<b>Ref. No.</b>	00030401
<b>description</b>	outlet tap chrome-plated brass W 46mm H 40mm thread 1" IT		
<b>For models:</b>	EB12, EB12+12, EB6, EB6+6, EB8, FG12M, FG24M, GB10, GBD10		
<b>spare parts for</b>	541609		
	<b>GEV No.</b>	540747	<b>Ref. No.</b> —
	outlet tap chrome-plated brass angled W 30mm H 40mm thread 1/2" IT		



## drain taps


### brass


#### drain taps

			
1			
<b>GEV No.</b>	540260	<b>Ref. No.</b>	00030400
<b>description</b>	drain tap		
<b>For models:</b>	EB12, EB12+12, EB18P, EB6, EB6+6, EB8		

## equipment feet and end caps

### screw-in feet

			
1			
<b>GEV No.</b>	695604	<b>Ref. No.</b>	00000970 00000980 00013783
<b>description</b>	equipment foot thread M10 thread L 32mm ø 50mm H 14mm		
<b>For models:</b>	882, 885, BD14, BD14alt, BD22, BD46, BD47, C33, C44, C66, D30, D35, D36, D40, D40ELT, D40ELT-BT-BA, D40i, D40i-BT-BA, D40i-ELT-BT-BA, D45, D80, EB12, EB12+12, EB18P, EB6, EB6+6, EB8, EM12, EM12+12, EM20, EM20+20, EM20+20-900, EM20-900, EM35, EM40-900, ET, ET020, ETA, ETE20, ETE21, ETE25, ETE27, ETS15, GM12, GM12+12, GM20+20, GM20+20-900, GM25+25-900, GM25-900, GM35...(Other models you can see in the webshop)		

			
1			
<b>GEV No.</b>	695601	<b>Ref. No.</b>	00206960
<b>description</b>	equipment foot thread M17 thread L 23mm ø 24mm H 11mm plastic WS 24 Qty 1 pcs		
<b>For models:</b>	42, 42E, 48, 48E, 55, 55E, 60, B11, B15, BD11, BD13, BD50, BE35, BE40, BE50, BE50T, EB12, EB12+12, EB6, EB6+6, EB8		

baskets

fryer baskets

ELFRAMO



<b>GEV No.</b>	970190	<b>Ref. No.</b>	00030560
<b>description</b>	fryer basket L1 265mm W1 180mm H1 120mm L2 480mm H2 215mm chrome-plated steel		
<b>For models:</b>	EB6, EB6+6, EM12		



<b>GEV No.</b>	970193	<b>Ref. No.</b>	00030581 00030581neu,o.Griffe
<b>description</b>	fryer basket L1 288mm W1 107mm H1 120mm		
<b>For models:</b>	EB12, EB12+12, EM12, EM12+12, GM12+12		



<b>GEV No.</b>	970277	<b>Ref. No.</b>	00035842
<b>description</b>	fryer basket L1 290mm W1 105mm H1 120mm L2 230mm H2 235mm chrome-plated steel		



<b>GEV No.</b>	970191	<b>Ref. No.</b>	00030570 00030570 o.Griffe
<b>description</b>	fryer basket L1 290mm W1 180mm H1 120mm L2 520mm H3 230mm chrome-plated steel		
<b>For models:</b>	EB12, EB8		



<b>GEV No.</b>	970278	<b>Ref. No.</b>	00035805
<b>description</b>	fryer basket L1 290mm W1 215mm H1 120mm L2 410mm H3 240mm chrome-plated steel		
<b>For models:</b>	ES12, ESD12, FG125, FG12M, FG24M, GB10, GBD10, GM2532, GMD2532, GST12, GW12, GW12ELT, GWD12, GWD12ELT, GWDT12, GWT12		



<b>GEV No.</b>	970192	<b>Ref. No.</b>	00030580 00030580 no Man.Cest
<b>description</b>	fryer basket L1 290mm W1 235mm H1 120mm chrome-plated steel		
<b>For models:</b>	EB12, EB12+12, EB8, EM12, EM12+12, EM20, EM20+20, FE12, GM12+12		



<b>GEV No.</b>	970286	<b>Ref. No.</b>	00030611
<b>description</b>	fryer basket L1 365mm W1 265mm H1 120mm chrome-plated steel		
<b>For models:</b>	EM35, GM35, GVM35, GVM35T		



<b>GEV No.</b>	970284	<b>Ref. No.</b>	00003059 00030590
<b>description</b>	fryer basket L1 370mm W1 240mm H1 120mm L2 230mm H2 232mm H3 232mm chrome-plated steel		
<b>For models:</b>	EM12, EM12+12, EM20, EM20+20, FE20, FE20+20, FE30, FE30+30, GM20+20		



<b>GEV No.</b>	970279	<b>Ref. No.</b>	00030591 00035843 3059A
<b>description</b>	fryer basket L1 375mm W1 105mm H1 120mm chrome-plated steel		
<b>For models:</b>	EM20, EM20+20, ES20, ESD20, FE20, FE20+20, FE30, FE30+30, FG157, FG159, FG307, FG309, GM20+20, GM2542, GMD2542, GST20, GW20, GW209T, GW20ELT, GWD20, GWD209T, GWD20ELT, GWDT20, GW-MODULARI, GWT20, KES20, KESD20		





<b>GEV No.</b>	970281	<b>Ref. No.</b>	00035806
<b>description</b>	fryer basket L1 375mm W1 215mm H1 120mm chrome-plated steel		
<b>For models:</b>	ES20, ESD20, FG157, FG159, FG307, FG309, GM2532, GM2542, GMD2542, GST20, GW20, GW209T, GW20ELT, GWD20, GWD209T, GWD20ELT, GWDT20, GW-MODULARI, GWT20, KES20, KESD20		

mechanical components, equipment accessories






			
1			
<b>GEV No.</b>	970590	<b>Ref. No.</b>	00030610
<b>description</b>	fryer basket L1 540mm W1 365mm H1 120mm chrome-plated steel		
<b>For models:</b>	EM35, GM35, GVM35, GVM35T		


			
1			
<b>GEV No.</b>	970591	<b>Ref. No.</b>	BFR0005
<b>description</b>	fryer basket L1 620mm W1 360mm H1 65mm		


## warewashing baskets

### steel wire baskets round


#### mix baskets

			
1			
<b>GEV No.</b>	970514	<b>Ref. No.</b>	00206731
<b>description</b>	mix basket ED ø 330mm H 145mm		
<b>For models:</b>	42, 42E, 48, 48E, 55, 55E, B11, BD11, BE35		

			
1			
<b>GEV No.</b>	970515	<b>Ref. No.</b>	00007400
<b>description</b>	mix basket ED ø 440mm H 145mm seat ø 445mm		
<b>For models:</b>	120, 160, 240, 42, 42E, 48, 48E, 55, 55E, 882, 885, 904, 906, 908, 912, BD22, SQ885, SQT80		

			
1			
<b>GEV No.</b>	970516	<b>Ref. No.</b>	00007420
<b>description</b>	mix basket ED ø 500mm H 125mm seat ø 445mm		
<b>For models:</b>	120, 160, 240, 882, 885, 904, 906, 908, 912		

### plate baskets


			
1			
<b>GEV No.</b>	970513	<b>Ref. No.</b>	00007320
<b>description</b>	plate basket ED ø 495mm H 120mm seat ø 445mm plates 18		
<b>For models:</b>	120, 160, 240, 882, 885, 904, 906, 908, 912		

### steel wire baskets square


#### glass basket

			
1			
<b>GEV No.</b>	971052	<b>Ref. No.</b>	00206720
<b>description</b>	glass basket L 470mm W 470mm H 150mm number of rows 3 rows spacing 145mm		
<b>For models:</b>	42, 42E, 48, 48E, 55, 55E, 60, BD22		



#### mix baskets

			
1			
<b>GEV No.</b>	970078 <sup>1</sup>	<b>Ref. No.</b>	00007100
<b>description</b>	mix basket		
<b>For models:</b>	120, 160, 240, 882, 885, 904, 906, 908, 912		

<sup>1</sup>wide-meshed

			
1			
<b>GEV No.</b>	971006 <sup>1</sup>	<b>Ref. No.</b>	00206711
<b>description</b>	mix basket L 345mm W 345mm H 120mm mesh type wide-meshed		
<b>For models:</b>	42, 42E, 48, 48E, 55, 55E, B11, BD11		

<sup>1</sup>wide-meshed

			
1			
<b>GEV No.</b>	970068 <sup>1</sup>	<b>Ref. No.</b>	00206712
<b>description</b>	mix basket L 400mm W 400mm H 170mm		
<b>For models:</b>	42, 42E, 48, 48E, 55, 55E, B15, BD13, BD14, BD46, BD47		
<b>spare parts for</b>	970068		
	<b>GEV No.</b>	970001	<b>Ref. No.</b>
			—
	 sliding corner wire gauge ø 5mm L 120mm W 120mm H 12mm L-shape		

<sup>1</sup>wide-meshed



<b>GEV No.</b>	971049 <sup>1</sup>	<b>Ref. No.</b>	00206713 X098E006/710
<b>description</b>	mix basket L 460mm W 460mm		
<b>For models:</b>	42, 42E, 48, 48E, 55, 55E, 60, BD22		

<sup>1</sup>wide-meshed



<b>GEV No.</b>	970074 <sup>1</sup>	<b>Ref. No.</b>	00007120
<b>description</b>	mix basket L 500mm W 500mm H 130mm mesh type close-meshed		
<b>For models:</b>	120, 160, 240, 882, 885, 904, 906, 908, 912, BD50, BE50, BE50T, C33, C34, C34dgt, C44, C44dgt, C44dgt-elt, C66, C66dgt, C66dgt-elt, CE24, D30, D35, D36, D40, D40ELT, D40ELT-BT-BA, D40i, D40i-BT-BA, D40i-ELT-BT-BA, D45, D80, D85, SQ885, SQT80		

<sup>1</sup>fine-meshed



<b>GEV No.</b>	970027 <sup>1</sup>	<b>Ref. No.</b>	00007140
<b>description</b>	mix basket L 550mm W 550mm H 125mm mesh type close-meshed		
<b>For models:</b>	120, 160, 240, 882, 885, 904, 906, 908, 912, C77, D120, D120dgt		

<sup>1</sup>fine-meshed

plate baskets



<b>GEV No.</b>	971051	<b>Ref. No.</b>	00007000
<b>description</b>	plate basket L 470mm W 470mm H 100mm plates 16 plate ø 240mm		
<b>For models:</b>	120, 160, 240, 42, 42E, 48, 48E, 55, 55E, 60, 882, 885, 904, 906, 908, 912, BD22		



<b>GEV No.</b>	971043	<b>Ref. No.</b>	00007020 00007040
<b>description</b>	plate basket L 500mm W 500mm H 130mm plates 20 plate ø 240mm		
<b>For models:</b>	120, 160, 240, 882, 885, 904, 906, 908, 912, BD50, BE50, BE50T, C33, C34, C34dgt, C44, C44dgt, C44dgt-elt, C66, C66dgt, C66dgt-elt, CE24, D30, D35, D36, D40, D40ELT, D40ELT-BT-BA, D40i, D40i-BT-BA, D40i-ELT-BT-BA, D45, D80, D85, SQ885, SQT80		



<b>GEV No.</b>	970026	<b>Ref. No.</b>	00007060 X098E012/706
<b>description</b>	plate basket L 550mm W 550mm H 130mm plates 24 plate ø 270mm		
<b>For models:</b>	120, 160, 240, 882, 885, 904, 906, 908, 912, C77, D120, D120dgt		

plastic baskets square

mix baskets



<b>GEV No.</b>	971058	<b>Ref. No.</b>	00206701
<b>description</b>	mix basket L 350mm W 350mm H 150mm		
<b>For models:</b>	BE35		

system baskets GIADOS 500x500mm

universal baskets



<b>GEV No.</b>	976030	<b>Ref. No.</b>	FAA028
<b>description</b>	tray rack L 500mm W 500mm H 116mm tablets 9		
<b>For models:</b>	160, 882, 885		

accessories

cutlery inserts



<b>GEV No.</b>	976016	<b>Ref. No.</b>	00206721
<b>description</b>	cutlery insert L 110mm W 110mm ømm H 130mm		



<b>GEV No.</b>	976011	<b>Ref. No.</b>	00206721
<b>description</b>	cutlery insert Lmm Wmm ø 110mm H 130mm		



plate inserts

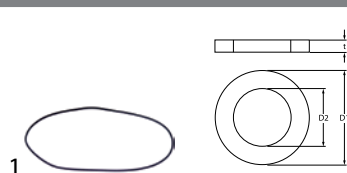


<b>GEV No.</b>	970047	<b>Ref. No.</b>	00007200 00206751 00206752
<b>description</b>	plate insert L 308mm W 100mm plates 15		
<b>For models:</b>	120, 160, 240, 42, 42E, 48, 48E, 55, 55E, 60, 882, 885, 904, 906, 908, 912, B11, B15, BD11, BD13, BD14, BD22, BD46, BD47, BD50, BE35, BE40, BE50, BE50T, C33, C34, C34dgt, C44, C44dgt, C44dgt-elt, C66, C66dgt, C66dgt-elt, C77, CE24, D120, D120dgt, D30, D35, D36, D40, D40ELT, D40ELT-BT-BA, D40i, D40i-BT-BA...(Other models you can see in the webshop)		


**gaskets**

O-rings


EPDM



<b>GEV No.</b>	521717	<b>Ref. No.</b>	00000290 00002900 06140008 06140140
<b>description</b>	O-ring EPDM thickness 1.78mm ID ø 120.37mm Qty 1 pcs		
<b>For models:</b>	42, 42E, 48, 48E, 55, 55E, 60, 882, 885, BD22, C33, C34, C34dgt, D30, D35, D36, D40, D40ELT, D40ELT-BT-BA, D40i, D40i-BT-BA, D40i-ELT-BT-BA, D45, D80, D80F, D85, SQ885, SQT80		



<b>GEV No.</b>	529412	<b>Ref. No.</b>	06140003
<b>description</b>	O-ring EPDM thickness 2.62mm ID ø 10.78mm Qty 1 pcs		



<b>GEV No.</b>	507313	<b>Ref. No.</b>	06140002
<b>description</b>	O-ring EPDM thickness 2.62mm ID ø 13.95mm Qty 1 pcs		
<b>For models:</b>	BD14, BD14alt, C33, D30, D40, D80		


<b>GEV No.</b>	528919	<b>Ref. No.</b>	00004480 06140005
<b>description</b>	O-ring EPDM thickness 2.62mm ID ø 20.24mm Qty 1 pcs		
<b>For models:</b>	42, 42E, 48, 48E, 55, 55E, 60, 882, 885, B11, BD11, BE35, SQ885, SQT80		

<b>GEV No.</b>	505073	<b>Ref. No.</b>	06140005
<b>description</b>	O-ring EPDM thickness 2.62mm ID ø 20.63mm Qty 1 pcs		


<b>GEV No.</b>	510769	<b>Ref. No.</b>	06140004
<b>description</b>	O-ring EPDM thickness 2.62mm ID ø 25.07mm Qty 1 pcs		
<b>For models:</b>	B11, B15, BD13, BD14, BD14alt, BD46, BD47, BE35, C44, C44dgt, C44dgt-elt, C66, C66dgt, C66dgt-elt, C77, D40, D40ELT, D40ELT-BT-BA, D40i-ELT-BT-BA, D45		

<b>GEV No.</b>	521718	<b>Ref. No.</b>	00002910 06140010
<b>description</b>	O-ring EPDM thickness 3.53mm ID ø 164.7mm Qty 1 pcs		
<b>For models:</b>	120, 160, 906, 908, C44, C44dgt, C44dgt-elt, C66, C66dgt, C66dgt-elt, C77, D120, D120dgt, EN, ET, ET020, ETA, ETE20, ETE21, ETE25, ETE27, ETS15		


<b>GEV No.</b>	532451	<b>Ref. No.</b>	06140028
<b>description</b>	O-ring EPDM thickness 3.53mm ID ø 53.98mm Qty 1 pcs		
<b>For models:</b>	ETE20, ETE21, ETE25, ETE27, ETS15		




<b>GEV No.</b>	511828	<b>Ref. No.</b>	06140018
<b>description</b>	O-ring EPDM thickness 3.53mm ID ø 56.74mm Qty 1 pcs		
<b>For models:</b>	B11, B15, BD11, BD13, BD14, BD14alt, BD22, BD46, BD47, BD50, BE35, BE40, BE50, BE50T, C33, C34, C34dgt, C44, C44dgt, C44dgt-elt, C66, C66dgt, C66dgt-elt, C77, CE24, CW650-15, CW650-16, CW650-35, CW650-36, D120, D120dgt, D30, D35, D36, D40, D40ELT, D40ELT-BT-BA, D40i, D40i-BT-BA, D40i-ELT-BT-BA, D45, D80, D80F, D85, ETE20, ETE21, ETE25, ETE27, ETS15, LP60...(Other models you can see in the webshop)		



<b>GEV No.</b>	511711	<b>Ref. No.</b>	06140026
<b>description</b>	O-ring EPDM thickness 3.53mm ID ø 78.97mm Qty 1 pcs		
<b>For models:</b>	B11, B15, BD11, BD13, BD14, BD14alt, BD22, BD46, BD47, BD50, BE35, BE40, BE50, BE50T, C33, C34, C34dgt, C44, C44dgt, C44dgt-elt, C66, C66dgt, C66dgt-elt, C77, CW650-15, CW650-16, CW650-35, CW650-36, D120, D120dgt, D30, D35, D36, D40, D40ELT, D40ELT-BT-BA, D40i, D40i-BT-BA, D40i-ELT-BT-BA, D45, D80, D80F, D85		




<b>GEV No.</b>	505178	<b>Ref. No.</b>	06140035
<b>description</b>	O-ring EPDM thickness 5.34mm ID ø 85.09mm Qty 1 pcs		
<b>For models:</b>	ETE20, ETE21, ETE25, ETE27, ETS15		




<b>GEV No.</b>	521154	<b>Ref. No.</b>	06140046
<b>description</b>	O-ring ID ø 152.7mm thickness 2.62mm EPDM Qty 1 pcs		
<b>For models:</b>	C66dgt		

sealing washers

fibre gaskets




<b>GEV No.</b>	506042	<b>Ref. No.</b>	06110006 06120004
<b>description</b>	flat gasket FIBER ED ø 27mm ID ø 17mm thickness 2mm Qty 1 pcs		
<b>For models:</b>	C34dgt, C44, C44dgt, C66, C66dgt, C77, CE24, D120, D120dgt, LP130		




<b>GEV No.</b>	511490	<b>Ref. No.</b>	06120001
<b>description</b>	flat gasket fibre ED ø 15mm ID ø 8mm thickness 2mm Qty 1 pcs		
<b>For models:</b>	B11, B15, BD11, BD13, BD14, BD14alt, BD22, BD47, BE35, BE40, BE50, C33, C34, C34dgt, C44, C44dgt, C44dgt-elt, C66, C66dgt, C66dgt-elt, C77, CE24, CW650-15, CW650-16, CW650-35, CW650-36, D120, D30, D40, D40ELT, D40ELT-BT-BA, D40i-BT-BA, D40i-ELT-BT-BA, D80, D80F, D85, LP130		

plastic gaskets




<b>GEV No.</b>	696557	<b>Ref. No.</b>	06113001
<b>description</b>	flat gasket polyoxymethylene ED ø 14mm ID ø 10mm thickness 1.5mm Qty 1 pcs		
<b>For models:</b>	BD46, BD47, BD50, BE50, BE50T, C44dgt, C44dgt-elt, C66dgt, C66dgt-elt, D120, D120dgt, D35, D36, D40i, D40i-BT-BA, D40i-ELT-BT-BA, D45, D80, D85		



<b>GEV No.</b>	696375	<b>Ref. No.</b>	00010504
<b>description</b>	gasket plastic ED ø 19mm ID ø 10.5mm thickness 6mm for boiler Qty 1 pcs		
<b>For models:</b>	B11, BD11, BD13, BD14, BD14alt, BD22, BD46, BD47, BD50, BE35, BE40, BE50, BE50T, C33, C34, C34dgt, C44, C44dgt, C44dgt-elt, C66, C66dgt, C66dgt-elt, C77, CE24, D120, D120dgt, D30, D35, D36, D40, D40ELT, D40ELT-BT-BA, D40i, D40i-ELT-BT-BA, D45, D80, D80F, D85, GFP25, GFP25AC, GFU25, GFU25AC, LP130, LP61, LP61H, LP70		


copper gaskets

DIN-7603-A



<b>GEV No.</b>	560523	<b>Ref. No.</b>	02150006
<b>description</b>	flat gasket nickel-plated copper ED ø 18.5mm ID ø 12.2mm thickness 2mm Qty 1 pcs		
<b>For models:</b>	BD46, BD47, BD50, BE40, BE50, C33, C34, C34dgt, C44, C66, C77, D120, D35, D36, D40i, D40i-BT-BA, D40i-ELT-BT-BA, D45, D80, D85		

PTFE gaskets



<b>GEV No.</b>	511589	<b>Ref. No.</b>	06112001
<b>description</b>	flat gasket PTFE ED ø 11mm ID ø 4.5mm thickness 2mm Qty 1 pcs		
<b>For models:</b>	BD13, BD14, BD46, BD47, BD50, BE35, BE40, BE50, C33, C34, C34dgt, C44, C44dgt, C44dgt-elt, C66, C66dgt, C66dgt-elt, C77, D120, D120dgt, D35, D36, D40, D40i, D40i-ELT-BT-BA, D45, D80, D85, GFP25, GFP25AC, GFU25, GFU25AC		



shaft gaskets

v-rings



1			
<b>GEV No.</b>	511213	<b>Ref. No.</b>	00530523
<b>description</b>	V-ring		
<b>For models:</b>	Cybergel, EM240, EM360, EM480, EM612, EM-HT		

special gaskets

miscellaneous



1			
<b>GEV No.</b>	511106	<b>Ref. No.</b>	00000147 00001470
<b>description</b>	window gasket		

springs

compression springs



1			
<b>GEV No.</b>	511117	<b>Ref. No.</b>	0000235A 00073718
<b>description</b>	compression spring $\phi$ 14.2/8.1mm L 53mm wire gauge $\phi$ 1.2mm cone-shaped		

roller springs

roller springs



1			
<b>GEV No.</b>	511116	<b>Ref. No.</b>	00002301 0000230A
<b>description</b>	roller spring mounting pos. left complete		
<b>spare parts for</b>	511116		
	<b>GEV No.</b>	<b>Ref. No.</b>	00002310
	511622		
	roller spring mounting pos. right/left W 40mm		



<b>GEV No.</b>	511127	<b>Ref. No.</b>	00002300
<b>description</b>	roller spring mounting pos. right complete		
<b>spare parts for</b>	511127		
	<b>GEV No.</b>	<b>Ref. No.</b>	00002310
	511622		
	roller spring mounting pos. right/left W 40mm		



1			
<b>GEV No.</b>	511622	<b>Ref. No.</b>	00002310
<b>description</b>	roller spring mounting pos. right/left W 40mm		



1			
<b>GEV No.</b>	519550	<b>Ref. No.</b>	00079740
<b>description</b>	roller spring W 25.35mm		
<b>For models:</b>	ETE20, ETE21, ETE25, ETE27		



1			
<b>GEV No.</b>	519491	<b>Ref. No.</b>	00079730
<b>description</b>	roller spring W 26mm		
<b>For models:</b>	ETE20, ETE21, ETE25, ETE27, ETS15, LP130, LP60H, LP61H, LP70		



1			
<b>GEV No.</b>	519543	<b>Ref. No.</b>	00065816
<b>description</b>	roller spring with holder W 46mm ID $\phi$ mm lug lengthmm		
<b>For models:</b>	LP130, LP60, LP60H, LP61, LP61H		

tension springs



<b>GEV No.</b>	361593	<b>Ref. No.</b>	00000812
<b>description</b>	spring		



<b>GEV No.</b>	511875	<b>Ref. No.</b>	00013717 00013719
<b>description</b>	tension spring		
<b>For models:</b>	BD14, BD14alt, BD22, D40, D40ELT, D40ELT-BT-BA, D40i, D40i-BT-BA, D40i-ELT-BT-BA, D80, D80F		



<b>GEV No.</b>	511904	<b>Ref. No.</b>	00013717
<b>description</b>	tension spring ø 15.1mm total length 148mm wire gauge ø 1.7mm		
<b>For models:</b>	BD14, BD46, BD47, D36, D40, D40i, D40i-ELT-BT-BA, D45, D80, D85, ET, ETE20, ETE21, ETE25, ETE27, ETS15		



<b>GEV No.</b>	511216	<b>Ref. No.</b>	00018056
<b>description</b>	tension spring ø 25mm total length 790mm wire gauge ø 5mm L1 120mm L2 580mm D1 ø 23mm thread M8 thread L 90mm mounting pos. left/right for hood		
<b>For models:</b>	C34, C34dgt, C44, C44dgt, C44dgt-elt, C66, C66dgt, C66dgt-elt, C77, CE24		

dosing pumps

peristaltic dosing pumps

SEKO

built-in version

with frequency control



<b>GEV No.</b>	362025	<b>Ref. No.</b>	20155111
<b>description</b>	dosing pump SEKO frequency control 0.3-3.0l/h 230VAC detergent hose ø 4x6mm hose Santoprene type NBR 3 with accessories angled 90°		
<b>For models:</b>	B11, BD11, BD13, BD14, BD22, BD46, BD47, BD50, BE35, BE40, BE50, BE50T, C33, C34, C34dgt, C44, C44dgt, C44dgt-elt, C66, C66dgt, C66dgt-elt, C77, CW650-15, CW650-16, CW650-35, CW650-36, D120, D120dgt, D30, D35, D36, D40, D40ELT, D40ELT-BT-BA, D40i, D40i-ELT-BT-BA, D45, D80, D80F, D85, EN, ET, ETS15, LP130, LP60, LP60H, LP61, LP61H, LP70		



<b>GEV No.</b>	361215	<b>Ref. No.</b>	20155100 20155111 old version
<b>description</b>	dosing pump SEKO frequency control 0.3-3.0l/h 230VAC detergent hose ø 4x6mm hose type K hose Santoprene suction level 1.5m type PBR protection IP55 dimensions 100x67x68mm power input 3.5W		
<b>For models:</b>	42, 42E, 48, 48E, 55, 55E, 60, B11, B15, BD11, BD13, BD14, BD14alt, BD22, C33, C44, C66, D120, D30, D40, D80, D80F, LP130, LP60, LP70		
<b>spare parts for</b>	361215		
	<b>GEV No.</b>	361136	<b>Ref. No.</b> —
	roller assembly for dosing pump hole ø 4.8x4mm		
	<b>GEV No.</b>	361226	<b>Ref. No.</b> —
	PCB L 59mm W 26mm electronic control		
	<b>GEV No.</b>	361815	<b>Ref. No.</b> 20155112
	pump hose detergent hose ø 6x10mm hose ø 4x6mm hose type K hose Santoprene type SEKO		
<b>accessories for</b>	361215		
	<b>GEV No.</b>	361142	<b>Ref. No.</b> —
	mounting set detergent hose type 4x6mm hose length 2m PVC 2x hose/container filter/tank intake transparent		
	<b>GEV No.</b>	520090	<b>Ref. No.</b> 07125002
	PVC hose ID ø 4mm ED ø 6mm L 2m thickness 1mm t.max. 60°C transparent		
	<b>GEV No.</b>	520091	<b>Ref. No.</b> 20155110
	nylon hose ID ø 4mm ED ø 6mm L 2m thickness 1mm operating p. 10bar burst p. 50bar t.max. 100°C transparent		




with time control






<b>GEV No.</b>	361768 <sup>1</sup>	<b>Ref. No.</b>	00220423 old version 20155104 old version
<b>description</b>	dosing pump SEKO time control 0.4l/h 230VAC rinse aid hose ø 4x6mm hose type D hose Sekobril suction level 1.5m type NBM 0.4 8W with accessories 8VA dosing time 0-30s		
<b>spare parts for</b>	361768		
	<b>GEV No.</b>	361135	<b>Ref. No.</b> 20155109
	pump hose SEKO rinse aid hose ø 3x8mm hose ø 4x6mm hose type D hose Sekobril		
	<b>GEV No.</b>	361141	<b>Ref. No.</b> 20155105
	container filter with weight ceramic hose ø 4mm		



<sup>1</sup>with accessories  
Table continues overleaf



<b>spare parts for</b> 361768			
	GEV No.	361821	Ref. No. 00220419
non-return valve inlet 4x6mm outlet 1/4" L 45mm			
	GEV No.	520091	Ref. No. 20155110
nylon hose ID ø 4mm ED ø 6mm L 2m thickness 1mm operating p. 10bar burst p. 50bar t.max. 100°C transparent			
	GEV No.	520242	Ref. No. —
silicone hose for peristaltic pump ID ø 4mm ED ø 7mm L 5m thickness 1.5mm t.max. 200°C Shore A 55° transparent dosing Qty 5m			

			
1			
GEV No.	362024	Ref. No.	20155104 20155104 new version
description	dosing pump SEKO time control 0.4l/h 230VAC rinse aid hose ø 4x6mm hose type Sekobril type NBM 0.4 with accessories angled 90°		
For models:	B11, B15, BD11, BD13, BD14, BD14alt, BD22, BD46, BD47, C33, C44, C44dgt, C44dgt-elt, C66, C66dgt, C66dgt-elt, CW650-15, CW650-16, CW650-35, CW650-36, D120, D120dgt, D30, D36, D40, D40ELT, D45, D80, D80F, D85, LP130, LP60, LP60H, LP70		

<b>spare parts</b>			
			
			
1			
GEV No.	361815	Ref. No.	20155112
description	pump hose detergent hose ø 6x10mm hose ø 4x6mm hose type K hose Santoprene type SEKO		
For models:	B11, BD11, BD13, BD14, BD22, BD46, BD47, BD50, BE35, BE40, BE50, C33, C34, C34dgt, C44, C44dgt, C66, C66dgt, C77, CW650-15, CW650-16, CW650-35, CW650-36, D120, D120dgt, D30, D35, D36, D40, D40ELT, D40ELT-BT-BA, D40i, D40i-ELT-BT-BA, D45, D80, D80F, D85, EN, ET, ETE20, ETE21, ETE25, ETE27, ETS15, LP130, LP60, LP60H, LP61, LP61H, LP70		


			
1			
GEV No.	361135	Ref. No.	20155109
description	pump hose SEKO rinse aid hose ø 3x8mm hose ø 4x6mm hose type D hose Sekobril		
For models:	B11, BD11, BD13, BD14, BD22, BD46, BD47, C33, C34, C34dgt, C44, C44dgt, C66, C66dgt, CW650-15, CW650-16, CW650-35, CW650-36, D120, D120dgt, D30, D35, D36, D40, D40ELT, D45, D80, D80F, D85, EN, ET, ETE20, ETE21, ETE25, ETE27, ETS15, LP130, LP60, LP60H, LP70		
<b>spare parts for</b> 361135			
	GEV No.	361866	Ref. No. —
union nut for hose connector ø 17mm			

membrane dosing pumps

self-priming

LANG

accessories

			
1			
GEV No.	361083	Ref. No.	00220413
description	union nut T1: M10x1 for hose 6mm		

SEKO

			
1			
GEV No.	361594	Ref. No.	20155108
description	dosing pump type DIB3E rinse aid pump rate 0-3cm <sup>3</sup> per stroke pressure connection ø 4x6mm suction connection ø 4x6mm		
For models:	BD13, BD14, BD46, BD47, BD50, BE35, BE40, BE50, C33, C34, C34dgt, C44, C44dgt, C66, C66dgt, C77, D120, D30, D35, D36, D40, D40ELT, D40ELT-BT-BA, D40i, D40i-ELT-BT-BA, D45, D80, D85, LP130, LP60, LP60H, LP61, LP61H, LP70		

<b>spare parts for</b> 361594			
	GEV No.	361240	Ref. No. —
hose connector 1-way hose ø 6mm plastic connection M10x1			
	GEV No.	361301	Ref. No. —
hose connector for type DIB3E/DIB5E			
	GEV No.	361302	Ref. No. —
valve bush for type DIB3E/DIB5E			
	GEV No.	361304	Ref. No. —
O-ring EPDM ID ø 11.11mm thickness 1.78mm Qty 1 pcs for type DIB3E/DIB5E			
	GEV No.	361305	Ref. No. —
valve disc for type DIB3E/DIB5E DIB3P/DIB5P			
	GEV No.	361306	Ref. No. —
membrane for type DIB3E/DIB5E ø 49mm hole ø 5mm			
	GEV No.	361481	Ref. No. —
lip valve for type DIB3P/DIB5P DIB3E/DIB5E			




1

<b>GEV No.</b>	361837 <sup>1</sup>	<b>Ref. No.</b>	2015511+00019656 20155117
----------------	---------------------	-----------------	------------------------------


**description** dosing pump type DIB5E conversion kit rinse aid pump rate 0-5cm<sup>3</sup> per stroke pressure connection ø 4x6mm suction connection ø 6mm SEKO

**For models:** BD46, BD47, BE35, BE40, BE50, BE50T, C34, C44dgt, C44dgt-elt, C66dgt, C66dgt-elt, CE24, D120dgt, D36, D45, LP61, LP61H


**spare parts for** 361837


	<b>GEV No.</b>	361301	<b>Ref. No.</b>	—
hose connector for type DIB3E/DIB5E				


	<b>GEV No.</b>	361302	<b>Ref. No.</b>	—
valve bush for type DIB3E/DIB5E				

	<b>GEV No.</b>	361304	<b>Ref. No.</b>	—
O-ring EPDM ID ø 11.11mm thickness 1.78mm Qty 1 pcs for type DIB3E/DIB5E				


	<b>GEV No.</b>	361305	<b>Ref. No.</b>	—
valve disc for type DIB3E/DIB5E DIB3P/DIB5P				


	<b>GEV No.</b>	361306	<b>Ref. No.</b>	—
membrane for type DIB3E/DIB5E ø 49mm hole ø 5mm				

	<b>GEV No.</b>	361307	<b>Ref. No.</b>	—
membrane dosing pump ø 68mm hole ø 6mm for type DIB3P/DIB5P				

	<b>GEV No.</b>	361481	<b>Ref. No.</b>	—
lip valve for type DIB3P/DIB5P DIB3E/DIB5E				

**accessories for** 361837

	<b>GEV No.</b>	361240	<b>Ref. No.</b>	—
hose connector 1-way hose ø 6mm plastic connection M10x1				

	<b>GEV No.</b>	361241	<b>Ref. No.</b>	—
hose connector 1-way hose ø 9mm plastic connection M10x1				

<sup>1</sup>auxiliary pressure connection closed

accessories



1

<b>GEV No.</b>	361141	<b>Ref. No.</b>	20155105
----------------	--------	-----------------	----------

**description** container filter with weight ceramic hose ø 4mm

**For models:** B11, BD11, BD13, BD14, BD22, C33, C44, C66, CW650-15, CW650-16, CW650-35, CW650-36, D120, D30, D40, D40ELT, D80, D80F

non-return valves



1

<b>GEV No.</b>	361821	<b>Ref. No.</b>	00220419
----------------	--------	-----------------	----------

**description** non-return valve inlet 4x6mm outlet 1/4" L 45mm

**For models:** B11, BD13, BD22, BD46, BD47, C33, C34, C34dgt, C44, C44dgt, C44dgt-elt, C66, C66dgt, C66dgt-elt, C77, D120, D120dgt, D30, D35, D36, D40, D40ELT, D40ELT-BT-BA, D40i, D45, D80, D85, LP130, LP60, LP60H, LP61, LP61H, LP70



1

<b>GEV No.</b>	361147	<b>Ref. No.</b>	20155106
----------------	--------	-----------------	----------

**description** non-return valve inlet 4x6mm outlet 1/8" L 50mm Qty 1 pcs

**For models:** B11, BD11, BD13, BD14, BD22, C33, C44, C66, CW650-15, CW650-16, CW650-35, CW650-36, D120, D30, D40, D40ELT, D80, D80F, LP130, LP70

hoses

dosing hoses



1

<b>GEV No.</b>	511164	<b>Ref. No.</b>	00003780
----------------	--------	-----------------	----------

**description** dosing hose ED ø 10mm ID ø 6mm L 1800mm dosing

PVC hoses




1


<b>GEV No.</b>	520090	<b>Ref. No.</b>	07125002
----------------	--------	-----------------	----------


**description** PVC hose ID ø 4mm ED ø 6mm L 2m thickness 1mm t.max. 60°C transparent


**For models:** B11, B15, BD11, BD13, BD14, BD14alt, BD22, BD50, BE35, BE40, BE50, C33, C34, C34dgt, C44, C66, C77, CE24, CW650-15, CW650-16, CW650-35, CW650-36, D120, D30, D35, D40, D40ELT, D40ELT-BT-BA, D40i, D40i-ELT-BT-BA, D80, D80F, EN, ET, ET020, ETA, ETE20, ETE21, ETE25, ETE27, ETS15, LP130, LP60, LP60H, LP61, LP61H, LP70

**accessories for** 520090

	<b>GEV No.</b>	361058	<b>Ref. No.</b>	—
container filter with non-return valve SS hose ø 4x6mm ø 20mm L 56mm				

	<b>GEV No.</b>	361066	<b>Ref. No.</b>	—
container filter straight SS hose ø 4x6mm L 37mm non return valve ball valve				

	<b>GEV No.</b>	361106	<b>Ref. No.</b>	—
container filter with weight and non-return valve SS hose ø 4x6mm ø 21mm L 51mm non return valve lip valve				

	<b>GEV No.</b>	361141	<b>Ref. No.</b>	20155105
---	----------------	--------	-----------------	----------





	container filter with weight ceramic hose ø 4mm			
---	---	--	--	--

Table continues overleaf






accessories for		520090	
	GEV No.	361230	Ref. No. —
container filter with weight stainless steel hose ø 4x6mm			
	GEV No.	361462	Ref. No. —
container filter with weight SS hose ø 4x6mm			
	GEV No.	361728	Ref. No. —
container filter with 4m 4x6 hose SS hose ø 4x6mm hose length 4000mm			

**hose couplings**

**plastic**



1	<b>GEV No.</b>	511593	<b>Ref. No.</b>	00220440
<b>description</b> hose connector T-shape plastic thread 1/2" ø 13mm for dosing pump				
<b>spare parts for</b> 511593				
	GEV No.	361083	Ref. No.	00220413
union nut T1: M10x1 for hose 6mm				

**tank inlets**



1	<b>GEV No.</b>	361416	<b>Ref. No.</b>	20155114
<b>description</b> tank inlet SS M12 hose ø 6mm				
<b>For models:</b> B11, BD13, BD14, BD46, BD47, BD50, BE35, BE40, BE50, BE50T, C33, C34, C34dgt, C44, C44dgt, C44dgt-elt, C66, C66dgt, C66dgt-elt, C77, D120, D120dgt, D30, D35, D36, D40, D40ELT, D40ELT-BT-BA, D40i, D40i-ELT-BT-BA, D45, D80, D85, EN, ET, ETE20, ETE21, ETE25, ETE27, ETS15, LP130, LP60, LP60H, LP61, LP61H, LP70				

**hoses**

**supply hoses**

**stainless steel flexi hoses**

**universal hoses**



1	<b>GEV No.</b>	520627	<b>Ref. No.</b>	00053360
<b>description</b> flex hose SS braid straight-straight DN12 connections 3/4" L 2000mm approval DVGW operating p. 10bar test pressure 32bar burst p. 95bar				
<b>For models:</b> EN, ET, ETA				




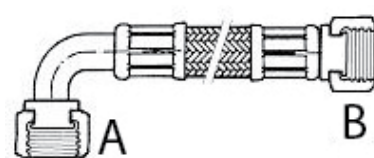

1	<b>GEV No.</b>	520395	<b>Ref. No.</b>	00000354 00003540
<b>description</b> flex hose SS braid straight-straight DN8 connections 3/8"-1/2" L 230mm Qty 2 pcs				

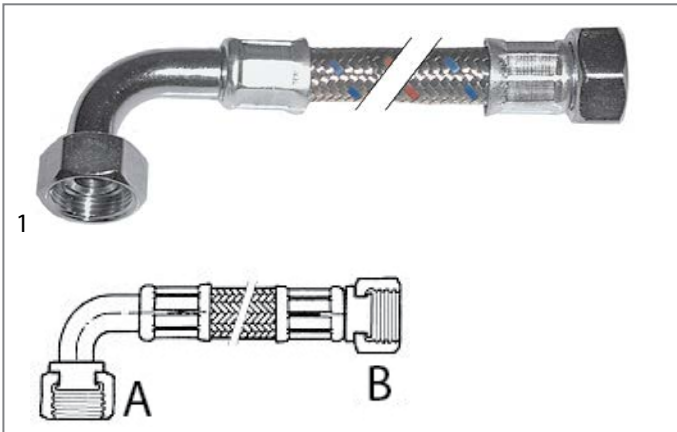


1	<b>GEV No.</b>	520459	<b>Ref. No.</b>	00003530
<b>description</b> flex hose SS braid straight-straight DN8 connections 3/8"-1/2" L 740mm approval DVGW operating p. 10bar test pressure 32bar burst p. 95bar				
<b>For models:</b> CW650-15, CW650-16, CW650-35, CW650-36, LP70				

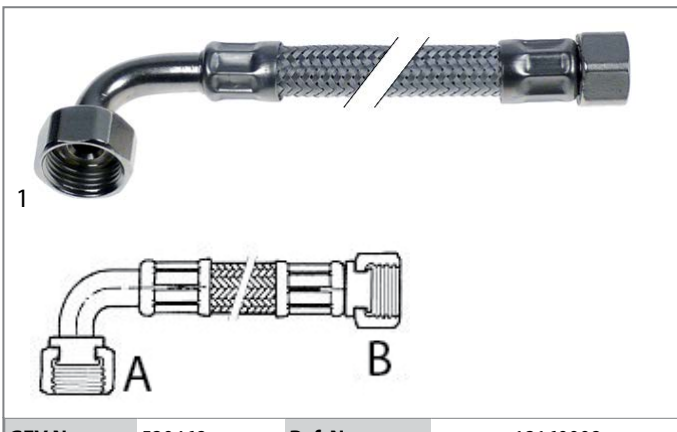


1	<b>GEV No.</b>	520008	<b>Ref. No.</b>	00053060 00053090 00053100 00053120 00053130
<b>description</b> flex hose SS braid straight-curved DN12 connection 1: 3/4" connection 2: 3/4" L 1500mm approval DVGW operating p. 10bar test pressure 32bar burst p. 95bar				
<b>accessories for</b> 520008				
	GEV No.	520054	Ref. No.	—
flat gasket rubber ED ø 23.5mm ID ø 14mm thickness 2.3mm Qty 10 pcs				

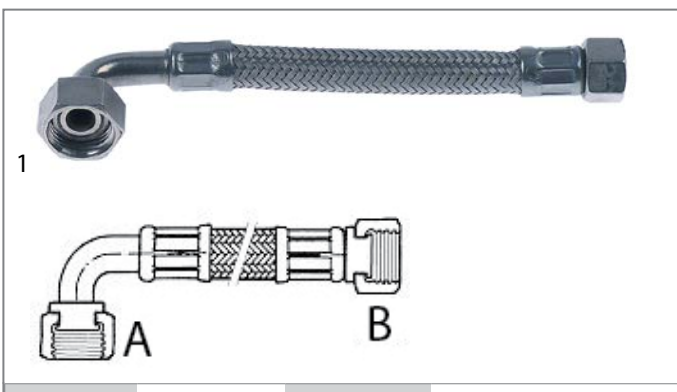




<b>GEV No.</b>	520007	<b>Ref. No.</b>	336A
<b>description</b>	flex hose SS braid straight-curved DN15 connection 1: 3/4" connection 2: 3/4" L 2500mm approval operating p. 10bar test pressure 32bar burst p. 95bar		



<b>GEV No.</b>	520468	<b>Ref. No.</b>	12160008
<b>description</b>	flex hose SS braid straight-curved DN8 connection 1: 1/2" connection 2: 3/8" L 350mm approval DVGW operating p. 10bar test pressure 32bar burst p. 95bar		
<b>For models:</b>	BE35, BE40		



<b>GEV No.</b>	520396	<b>Ref. No.</b>	00000355 00003550
<b>description</b>	flex hose SS straight-curved L 170mm connections 3/8"-1/2"		


### PVC supply hoses



<b>GEV No.</b>	520010	<b>Ref. No.</b>	00200720 07130001 07130002
<b>description</b>	supply hose PVC straight-curved DN13 connections 3/4" L 1500mm operating p. 10bar burst p. 32bar t.max. 90°C blue approval VDE flat seal		
<b>For models:</b>	120, 160, 240, 42, 42E, 48, 48E, 55, 55E, 60, 882, 885, 904, 906, 908, 912, B11, B15, BD11, BD13, BD14, BD14alt, BD22, BD46, BD47, BD50, BE35, BE40, BE50, BE50T, C33, C34, C34dgt, C44, C44dgt, C44dgt-elt, C66, C66dgt, C66dgt-elt, C77, CE24, D120, D120dgt, D30, D35, D36, D40, D40ELT, D40ELT-BT-BA, D40i...(Other models you can see in the webshop)		
<b>accessories for</b>	520010		
	<b>GEV No.</b>	520053	<b>Ref. No.</b> —
	screen connection 3/4" D1 ø 26mm D2 ø 15mm Qty 10 pcs rubber thickness 8mm		
	<b>GEV No.</b>	520054	<b>Ref. No.</b> —
	flat gasket rubber ED ø 23.5mm ID ø 14mm thickness 2.3mm Qty 10 pcs		


### pre-rinse hoses

#### stainless steel flexi hoses




<b>GEV No.</b>	542859	<b>Ref. No.</b>	00980050
<b>description</b>	shower hose connections 1/2" L 1200mm SS operating p. 10bar burst p. 90bar t.max. 90°C for pre-rinse units suitable for drinking water rotary with flexible fabric		
<b>For models:</b>	C33, C34, C34dgt, C44, C44dgt, C44dgt-elt, C66, C66dgt, C66dgt-elt, C77, ET, ETA		


### drain hoses





<b>GEV No.</b>	511206	<b>Ref. No.</b>	07130157
<b>description</b>	drain hose		
<b>For models:</b>	42, 42E, 48, 48E, 55, 55E, 60, B11, BD11, BD13, BD14, BD22, BD50, BE35, BE40, BE50, BE50T, D30, D35, D36, D40, D40ELT, D40ELT-BT-BA, D40i, D40i-ELT-BT-BA, D45, D80		



			
GEV No.	513718	Ref. No.	00003630 00003640 00200652 00200653
description	drain hose DN19 L 1500mm straight ø inside 24mm straight ext. ø 28mm outer hose ø 23mm		


			
GEV No.	511205	Ref. No.	00000364 07130156
description	drain hose DN19 L 1500mm A int. ø 23mm A ext. ø 29mm B int. ø 29mm outer hose ø 29mm B ext. ø 35mm		

			
GEV No.	530608	Ref. No.	00003630 00003640 00200652 00200653 07130155 07130156
description	drain hose DN24 L 1500mm A int. ø 24mm A ext. ø 28mm B int. ø 28mm B ext. ø 35mm outer hose ø 29mm temp.-resist. 90°C		
For models:	120, 160, 240, 42, 42E, 48, 48E, 55, 55E, 60, 882, 885, 906, 908, B11, B15, BD11, BD13, BD14, BD14alt, BD22, BD46, BD47, BD50, BE35, BE40, BE50, BE50T, C33, C34, C34dgt, C44, C44dgt, C44dgt-elt, C66, C66dgt, C66dgt-elt, C77, D120, D120dgt, D30, D35, D36, D40, D40ELT, D40ELT-BT-BA, D40i, D40i-BT-BA, D40i-ELT-BT-BA, D45...(Other models you can see in the webshop)		

			
GEV No.	530399	Ref. No.	07130158
description	drain hose DN31 L 2000mm A int. ø 33mm A ext. ø 39mm B int. ø 33mm B ext. ø 39mm outer hose ø 35mm		
For models:	C33, C34, C34dgt, C44, C44dgt, C44dgt-elt, C66, C66dgt, C66dgt-elt, C77, CE24, CW650-15, CW650-16, CW650-35, CW650-36, D120, D120dgt, D30, D40, D80, D80F, D85, LP60, LP60H, LP61, LP61H		









industrial hoses

nylon hoses

			
GEV No.	520091	Ref. No.	20155110
description	nylon hose ID ø 4mm ED ø 6mm L 2m thickness 1mm operating p. 10bar burst p. 50bar t.max. 100°C transparent		
For models:	B11, BD11, BD13, BD14, BD22, C33, C44, C66, CW650-15, CW650-16, CW650-35, CW650-36, D120, D30, D40, D40ELT, D80, D80F		

PVC hoses

PVC hoses without fabric

			
GEV No.	520090	Ref. No.	07125002
description	PVC hose ID ø 4mm ED ø 6mm L 2m thickness 1mm t.max. 60°C transparent		
For models:	B11, B15, BD11, BD13, BD14, BD14alt, BD22, BD50, BE35, BE40, BE50, C33, C34, C34dgt, C44, C66, C77, CE24, CW650-15, CW650-16, CW650-35, CW650-36, D120, D30, D35, D40, D40ELT, D40ELT-BT-BA, D40i, D40i-ELT-BT-BA, D80, D80F, EN, ET, ET020, ETA, ETE20, ETE21, ETE25, ETE27, ETS15, LP130, LP60, LP60H, LP61, LP61H, LP70		
accessories for	520090		
	GEV No.	361058	Ref. No. —
	container filter with non-return valve SS hose ø 4x6mm ø 20mm L 56mm		
	GEV No.	361066	Ref. No. —
	container filter straight SS hose ø 4x6mm L 37mm non return valve ball valve		
	GEV No.	361106	Ref. No. —
	container filter with weight and non-return valve SS hose ø 4x6mm ø 21mm L 51mm non return valve lip valve		
	GEV No.	361141	Ref. No. 20155105
	container filter with weight ceramic hose ø 4mm		
	GEV No.	361230	Ref. No. —
	container filter with weight stainless steel hose ø 4x6mm		
	GEV No.	361462	Ref. No. —
	container filter with weight SS hose ø 4x6mm		
	GEV No.	361728	Ref. No. —
	container filter with 4m 4x6 hose SS hose ø 4x6mm hose length 4000mm		

silicone hoses

without fabric



<b>GEV No.</b>	530410	<b>Ref. No.</b>	00003750 00011065
<b>description</b>	silicone hose ID ø 4mm ED ø 7mm L 2m thickness 1.5mm t.max. 200°C transparent		
<b>For models:</b>	120, 160, 240, 42, 42E, 48, 48E, 55, 55E, 60, 882, 885, 904, 906, 908, 912, B11, BD11, BD13, BD14, BD22, BD46, BD47, BD50, BE35, BE40, BE50, BE50T, C33, C34, C34dgt, C44, C44dgt, C44dgt-elt, C66, C66dgt, C66dgt-elt, C77, D120, D120dgt, D30, D35, D36, D40, D40ELT, D40ELT-BT-BA, D40i, D40i-BT-BA, D45, D80...(Other models you can see in the webshop)		

formed hoses

straight



<b>GEV No.</b>	511048	<b>Ref. No.</b>	00004060 00072970 00200671 00200676 00200678
<b>description</b>	formed hose dishwasher straight equiv. no. 00004060		
<b>For models:</b>	120, 160, 42, 42E, 48, 48E, 55, 55E, 906, 908, C34, C44, C44dgt, C44dgt-elt, C66, C66dgt, C66dgt-elt, C77, CE24, D120, D120dgt, EN, ET, ET020, ETA, ETE20, ETE21, ETE25, ETE27		



<b>GEV No.</b>	511858	<b>Ref. No.</b>	00013827 00222217
<b>description</b>	formed hose dishwasher straight equiv. no. 00013827		
<b>For models:</b>	BD22, C33, CW650-15, CW650-16, CW650-35, CW650-36, D30, D35, D36, D40, D40ELT, D40ELT-BT-BA, D40i, D40i-BT-BA, D40i-ELT-BT-BA, D45, D80, D80F, D85		

form L



<b>GEV No.</b>	511050	<b>Ref. No.</b>	00004070 00065552
<b>description</b>	formed hose end piece A int. ø 50mm ø end piece B 70mm L 190mm warewashing L-shape equiv. no. 00004070		
<b>For models:</b>	240, LP60, LP60H, LP61, LP61H		



<b>GEV No.</b>	511140	<b>Ref. No.</b>	00010540
<b>description</b>	formed hose warewashing L-shape equiv. no. 00010540		
<b>For models:</b>	120, 160		

with branch



<b>GEV No.</b>	511859	<b>Ref. No.</b>	00013718
<b>description</b>	formed hose warewashing equiv. no. 00013718 with piggyback		
<b>For models:</b>	BD50, BE50, BE50T, C33, CW650-15, CW650-16, CW650-35, CW650-36, D30, D35, D36, D40, D40ELT, D40ELT-BT-BA, D40i, D40i-BT-BA, D40i-ELT-BT-BA, D45, D80, D80F, D85		



<b>GEV No.</b>	511056	<b>Ref. No.</b>	00206911
<b>description</b>	formed hose warewashing with piggyback		
<b>For models:</b>	42, 42E, 48, 48E, 55, 55E		




1

<b>GEV No.</b>	511057	<b>Ref. No.</b>	00206912
<b>description</b>	formed hose warewashing with piggyback		
<b>For models:</b>	42, 42E, 48, 48E, 55, 55E		



1

<b>GEV No.</b>	511058	<b>Ref. No.</b>	00206909
<b>description</b>	formed hose warewashing with piggyback		
<b>For models:</b>	42, 42E, 48, 48E, 55, 55E, 60		




Image not available

1

<b>GEV No.</b>	511855	<b>Ref. No.</b>	00210956
<b>description</b>	pressure hose		



1

<b>GEV No.</b>	511857	<b>Ref. No.</b>	00210956 00222108
<b>description</b>	pressure hose		
<b>For models:</b>	B11, B15, BD11, BD13, BD14, BD14alt, BD46, BD47, BE35		



1


<b>GEV No.</b>	511863	<b>Ref. No.</b>	00206901
<b>description</b>	pressure hose		
<b>For models:</b>	42, 42E, 48, 48E, 55, 55E		

form S



1

<b>GEV No.</b>	517498	<b>Ref. No.</b>	00018312
<b>description</b>	formed hose hose ext. ø 78mm hose int. ø 63mm L 310mm S-shape		
<b>For models:</b>	C44, C44dgt, C44dgt-elt, C66, C66dgt, C66dgt-elt, C77, D120, D120dgt		



1

<b>GEV No.</b>	511856	<b>Ref. No.</b>	00222109
<b>description</b>	formed hose S-shape warewashing equiv. no. 00222109		
<b>For models:</b>	BD14, BD14alt, BD47, BE35		

miscellaneous



1

<b>GEV No.</b>	511047	<b>Ref. No.</b>	00004110
<b>description</b>	formed hose warewashing equiv. no. 00004110		

for dishwashers


miscellaneous



<b>GEV No.</b>	511468	<b>Ref. No.</b>	00200691
<b>description</b>	pressure hose		
<b>For models:</b>	42, 42E, 48, 48E, 55, 55E		



<b>GEV No.</b>	511467	<b>Ref. No.</b>	00003520 00013411
<b>description</b>	pressure hose L 1000mm		



<b>GEV No.</b>	511464	<b>Ref. No.</b>	00013340
<b>description</b>	pressure hose L 480mm ø 18mm		



<b>GEV No.</b>	511465	<b>Ref. No.</b>	00200641
<b>description</b>	pressure hose L 690mm ø 25mm		
<b>For models:</b>	42, 42E, 48, 48E, 55, 55E, 60		

fittings, hose and pipe connectors

fittings

T-pieces


miscellaneous



<b>GEV No.</b>	511499	<b>Ref. No.</b>	00000350
<b>description</b>	T-piece thread 3/8" brass L 58mm		

hose connectors

producer-specific




<b>GEV No.</b>	511071	<b>Ref. No.</b>	00002140
<b>description</b>	hose connector for drain		

valves and tank inlets


ball valves

producer-specific


ELFRAMO



<b>GEV No.</b>	514429	<b>Ref. No.</b>	13110004
<b>description</b>	ball valve connection 1" IT - 1" ET total length 71mm		
<b>For models:</b>	GSDT12, GSDT20, GST12, GST20		
<b>accessories for</b>	514429		
	<b>GEV No.</b>	<b>Ref. No.</b>	00030450
	extension for outlet tap L 165mm		
	<b>GEV No.</b>	<b>Ref. No.</b>	00030470
	extension for outlet tap L 400mm		





<b>GEV No.</b>	542254	<b>Ref. No.</b>	131110001
<b>description</b>	ball valve connection 1" IT - tube ø25mm handle length without handlemm L 67mm		



<b>GEV No.</b>	540751	<b>Ref. No.</b>	00003041 13110001 (old version)
<b>description</b>	ball valve connection 1" IT - tube ø25mm total length 59mm		
<b>accessories for</b>	540751		
	<b>GEV No.</b>	<b>Ref. No.</b>	00030450
	extension for outlet tap L 165mm		
	<b>GEV No.</b>	<b>Ref. No.</b>	—
	handle L 400mm for outlet tap		
	<b>GEV No.</b>	<b>Ref. No.</b>	00030470
	extension for outlet tap L 400mm		



			
1			
<b>GEV No.</b>	540752	<b>Ref. No.</b>	00030450
<b>description</b>	extension for outlet tap L 165mm		
<b>For models:</b>	EM12, EM12+12, EM20, EM20+20, EM35		

			
1			
<b>GEV No.</b>	694062	<b>Ref. No.</b>	00030470
<b>description</b>	extension for outlet tap L 400mm		
<b>For models:</b>	EM20+20-900, FE20, FE20+20, FE30, FE30+30, FG159, FG309, GM20+20-900, GW-MODULARI		


### shut-off valves


universal


			
1			


<b>GEV No.</b>	693107	<b>Ref. No.</b>	00003770 13100001
<b>description</b>	shut-off valve connection 1/2" 1/2" cold total length 54mm L1 27mm L2 30mm marking blue rosette thread G2 26x19G connection ø M4x0.7 ITmm		
<b>For models:</b>	Cybergel, EM240, EM360, EM480, EM612, EM-HT		


<b>spare parts for</b>	693107		
------------------------	--------	--	--


	<b>GEV No.</b>	514085	<b>Ref. No.</b>	—
	rosette connection 26x19G chrome-plated total lengthmm mounting pos.			


	<b>GEV No.</b>	514086	<b>Ref. No.</b>	—
	hexagonal nut connection 26x19G brass total lengthmm mounting pos. H 6mm WS 34 Qty 1 pcs			

	<b>GEV No.</b>	540672	<b>Ref. No.</b>	—
	gasket suitable for tap head			

	<b>GEV No.</b>	547711	<b>Ref. No.</b>	—
	hood handle shaft intake ø 8mm marking blue metal H2 21mm D1 ø 33mm type D suitable for MONOLITH shaft length H1 8mm			

	<b>GEV No.</b>	548168	<b>Ref. No.</b>	—
	star handle connection hot total lengthmm mounting pos. ø 57mm marking red			

	<b>GEV No.</b>	548169	<b>Ref. No.</b>	—
	star handle connection cold total lengthmm mounting pos. chrome-plated ø 57mm			


<b>accessories for</b>	693107			
	<b>GEV No.</b>	514086	<b>Ref. No.</b>	—
	hexagonal nut connection 26x19G brass total lengthmm mounting pos. H 6mm WS 34 Qty 1 pcs			

## water cycle components

### pressure reduction valves


pressure reduction valves

universal



1			
<b>GEV No.</b>	520871	<b>Ref. No.</b>	00074380 23200001 23200002
<b>description</b>	pressure reduction valve MALGORANI series Eurobrass 143 connection 1/2" default settingbar setting range 0.5-6bar p max 25bar t.max. 80°C brass		
<b>For models:</b>	EN, ET, ET020, ETA, ETE20, ETE21, ETE25, ETE27, ETS15		

### supply filters




1			
<b>GEV No.</b>	511485	<b>Ref. No.</b>	00000348 00003480 00003481
<b>description</b>	T-piece thread 1/2" -3/4" brass with filter H 100mm L 175mm		

## ancillary products

### clamps


hose clamps

DIN 3017 - W2




1			
<b>GEV No.</b>	520115	<b>Ref. No.</b>	00003621 05100005 362A
<b>description</b>	hose clamp ø 25-40mm width 9mm Qty 10 pcs DIN 3017		




			
1			
<b>GEV No.</b>	520116	<b>Ref. No.</b>	05100011
<b>description</b>	hose clamp ø 32-50mm width 9mm Qty 5 pcs DIN 3017		
<b>For models:</b>	D30, D80, ET, ET020, ETA		


			
1			
<b>GEV No.</b>	520118	<b>Ref. No.</b>	00004051 05100002 05100004
<b>description</b>	hose clamp ø 50-70mm width 9mm Qty 5 pcs DIN 3017		
<b>For models:</b>	120, 160, 42, 42E, 48, 48E, 55, 55E, 60, 882, 885, 906, 908, B11, B15, BD11, BD13, BD14, BD14alt, BD22, BD50, BE35, BE40, BE50, BE50T, C33, C34, C34dgt, C44, C44dgt, C44dgt-elt, C66, C66dgt, C66dgt-elt, C77, CE24, CW650-15, CW650-16, CW650-35, CW650-36, D120, D120dgt, D30, D35, D36, D40, D40ELT, D40ELT-BT-BA, D40i, D40i-BT-BA...(Other models you can see in the webshop)		

			
1			
<b>GEV No.</b>	520454	<b>Ref. No.</b>	00004072 0000407B 05100008
<b>description</b>	hose clamp ø 70-90mm width 9mm Qty 5 pcs DIN 3017		
<b>For models:</b>	120, 160, 240, 908, BD13, BD14, BD46, BD47, BE50, C33, C34, C34dgt, C44, C44dgt, C44dgt-elt, C66, C66dgt, C66dgt-elt, C77, CE24, D120, D120dgt, D35, D40, D40ELT, D40ELT-BT-BA, D40i, D40i-BT-BA, D40i-ELT-BT-BA, D80, EN, ET, ET020, ETA, LP130, LP60, LP60H, LP61, LP61H, LP70, LPE100, LPE145		

			
1			
<b>GEV No.</b>	520110	<b>Ref. No.</b>	05100006 376A
<b>description</b>	hose clamp ø 8-12mm width 9mm Qty 10 pcs DIN 3017		
<b>For models:</b>	120, 160, 240, 42, 42E, 48, 48E, 55, 55E, 60, 882, 885, 904, 906, 908, 912, C33, C44, C66, D30, E1200, E500, E700, EC1200, EC800, ES400, ES400-alt, ES400-sehr-alt, LP60, MR1200, MR600, MR800, MRC1100, MRC1400, MRC800, MRS400, MRS400-alt, SQ885, SQT80		

			
1			
<b>GEV No.</b>	520117	<b>Ref. No.</b>	05100003
<b>description</b>	hose clamp stainless steel ø 40-60mm width 9mm Qty 5 pcs DIN 3017		
<b>For models:</b>	42, 42E, 48, 48E, 55, 55E, 60, B11, BD11, BD13, BD14, BD14alt, BD22, BD46, BD47, BD50, BE35, BE40, BE50, BE50T, C33, CW650-15, CW650-16, CW650-35, CW650-36, D30, D35, D36, D40, D40ELT, D40ELT-BT-BA, D40i, D40i-BT-BA, D40i-ELT-BT-BA, D45, D80, D80F, D85, ETE20, ETE21, ETE25, ETE27, ETS15		


<b>DIN 3017 - W4</b>			
			
1			
<b>GEV No.</b>	520120	<b>Ref. No.</b>	05100007
<b>description</b>	hose clamp SS W4 ø 12-20mm width 9mm Qty 1 pcs DIN 3017		

<b>double wire clamps</b>			
			
1			
<b>GEV No.</b>	520872	<b>Ref. No.</b>	00003751 05110001
<b>description</b>	hose clamp ø 7mm wire gauge ø 1mm Qty 1 pcs		
<b>For models:</b>	120, 160, 240, 42, 42E, 48, 48E, 55, 55E, 60, 882, 885, 904, 906, 908, 912, B11, B15, BD11, BD13, BD14, BD14alt, BD22, BD46, BD47, BD50, BE35, BE40, BE50, BE50T, C33, C34, C34dgt, C44, C44dgt, C44dgt-elt, C66, C66dgt, C66dgt-elt, C77, D120, D120dgt, D30, D35, D36, D40, D40ELT, D40i, D40i-BT-BA, D45...(Other models you can see in the webshop)		

## measuring equipment


### thermometers

#### built-in thermometers


			
1			
<b>GEV No.</b>	541086	<b>Ref. No.</b>	32110003
<b>description</b>	thermometer mounting measurements 58x25.5mm 0 up to +120°C capillary pipe 2000mm probe ø 6mm probe L 23mm		
<b>For models:</b>	C44, C66, C77, D120, D40, D40i, D40i-BT-BA, D80, D80F		







			
1			
<b>GEV No.</b>	541095	<b>Ref. No.</b>	00057200 32110001
<b>description</b>	thermometer mounting measurements 58x25.5mm 0 up to +120°C capillary pipe 3000mm probe ø 6.5mm probe L 20mm		

<p>ø40mm</p> 			
1			
<b>GEV No.</b>	541037	<b>Ref. No.</b>	32110002
<b>description</b>	thermometer mounting ø 40mm t.max. 120°C 0 up to +120°C probe ø 6.5mm probe L 25mm capillary pipe 2000mm		
<b>For models:</b>	120, 160, 240, 882, 885, 904, 906, 908, 912, C44, C66, LP130, LP60, LP60H, LP61, LP61H, LP70, SQ885, SQT80		

<p>ø52mm</p> 			
1			
<b>GEV No.</b>	541065	<b>Ref. No.</b>	00006010 32100001
<b>description</b>	thermometer mounting ø 52mm t.max. 120°C 0 up to +120°C probe ø 6.5mm probe L 28mm capillary pipe 1500mm		
<b>For models:</b>	E1200, E500, E700, EC1200, EC800, LP100, LP145, LPE100, LPE145, MR1200, MR600, MR800, MRC1100, MRC1400, MRC800		


			
1			
<b>GEV No.</b>	541303	<b>Ref. No.</b>	00003053 32100002
<b>description</b>	thermometer mounting ø 52mm t.max. 200°C +150 up to +200°C probe ø 4mm probe L 75mm capillary pipe 1370mm		
<b>For models:</b>	GM12, GM12+12, GM20+20, GM20+20-900, GM25+25-900, GM2532, GM2542, GM25-900, GM35, GM50-900, GMD2532, GMD2542, GSDT12, GSDT20, GST12, GST20, GVM35, GVM35T, GW12, GW20, GWD12, GWD20, GWDT12, GWDT20, GW-MODULARI, GWT12, GWT20		

<p>ø60mm</p> 			
1			
<b>GEV No.</b>	541791	<b>Ref. No.</b>	00074420 32100003
<b>description</b>	thermometer mounting ø 60mm t.max. 120°C 0-120°C probe ø 6mm probe L 39mm capillary pipe 1500mm		
<b>For models:</b>	EN, ET, ET020, ETA		


## fastening material


### screws

#### countersunk screws

			
1			
<b>GEV No.</b>	560337	<b>Ref. No.</b>	01350001
<b>description</b>	countersunk screw thread M6 L 20mm WS 4 SS DIN 7991/ISO 10642 Qty 1 pcs intake hexagonal		
<b>For models:</b>	BD14, BD14alt, BD22, BD46, BD47, D36, D40, D40ELT, D40ELT-BT-BA, D40i, D40i-BT-BA, D40i-ELT-BT-BA, D45, D80, D80F, D85		

#### miscellaneous

			
1			
<b>GEV No.</b>	511494	<b>Ref. No.</b>	00000216 00002160
<b>description</b>	flat-headed bolt thread M5x0.8 thread L 7.8mm head ø 18mm intake slotted		
<b>For models:</b>	120, 160, 240, 42, 42E, 48, 48E, 55, 55E, 60, 882, 885, 904, 906, 908, 912, EG140S, EM-HT, EN, ET, ET020, ETA, SQ885, SQT80		

			
1			
<b>GEV No.</b>	519409	<b>Ref. No.</b>	00013785
<b>description</b>	screw		
<b>For models:</b>	BD14, BD14alt, BD22, BD46, BD47, D36, D40, D40ELT, D40ELT-BT-BA, D40i, D40i-BT-BA, D40i-ELT-BT-BA, D45, D80, D80F, D85		

## nuts

## hexagonal nuts

DIN 934 / ISO 4032/8673



1

<b>GEV No.</b>	511212	<b>Ref. No.</b>	03100006
<b>description</b>	hexagonal nut thread M6 H 5mm WS 10 SS DIN/ISO DIN 934 / ISO 4032/8673 Qty 1 pcs		
<b>For models:</b>	42, 42E, 48, 48E, 55, 55E, 60, BD22, D30, D35, D36, D40, D40ELT, D40ELT-BT-BA, D40i, D40i-BT-BA, D40i-ELT-BT-BA, D45, FG12M, FG24M, GB10, GBD10		



1

<b>GEV No.</b>	517174	<b>Ref. No.</b>	03100008
<b>description</b>	nut thread M8 H 6.5mm WS 13 SS DIN/ISO DIN 934 / ISO 4032/8673 Qty 1 pcs		
<b>For models:</b>	120, 160, 882, 885, 906, 908, C33, C34, C34dgt, C44, C44dgt, C44dgt-elt, C66, C66dgt, C66dgt-elt, C77, D120, D120dgt, D80, D80F, D85, EN, ET, ET020, ETA, ETE20, ETE21, ETE25, ETE27, ETS15		

## washers

## washers

DIN 125A



1

<b>GEV No.</b>	560113	<b>Ref. No.</b>	02120006
<b>description</b>	plain washer ID $\varnothing$ 6.4mm ED $\varnothing$ 12mm thickness 1.6mm SS Qty 20 pcs DIN 125A for thread M6		
<b>For models:</b>	42, 42E, 48, 48E, 55, 55E, 60, BD14, BD14alt, BD22, D120, D30, D35, D36, D40, D40ELT, D40ELT-BT-BA, D40i, D40i-BT-BA, D40i-ELT-BT-BA, D45, D80		



1

<b>GEV No.</b>	511481	<b>Ref. No.</b>	02120008
<b>description</b>	plain washer ID $\varnothing$ 8.4mm ED $\varnothing$ 16mm thickness 1.6mm zinc-coated steel Qty 1 pcs DIN 125A for thread M8		
<b>For models:</b>	B11, B15, BD11, BD13, BD14, BD22, C33, C34, C34dgt, D120, D120dgt, D30, D35, D40, D40ELT, D40ELT-BT-BA, D40i, D40i-BT-BA, D40i-ELT-BT-BA, D80, D80F, D85, EN, ETS15		

## miscellaneous



1

<b>GEV No.</b>	511591	<b>Ref. No.</b>	02160100
<b>description</b>	disc ID $\varnothing$ 16mm ED $\varnothing$ 20mm thickness 1.5mm brass Qty 1 pcs		
<b>For models:</b>	BD14, BD46, BD47, D36, D40, D40ELT, D40ELT-BT-BA, D40i, D40i-BT-BA, D40i-ELT-BT-BA, D45, D80, D80F, D85, ETS15		

## fasteners

## clamps

## hose clamps

DIN 3017 - W2



1

<b>GEV No.</b>	520115	<b>Ref. No.</b>	00003621 05100005 362A
<b>description</b>	hose clamp $\varnothing$ 25-40mm width 9mm Qty 10 pcs DIN 3017		



1


<b>GEV No.</b>	520116	<b>Ref. No.</b>	05100011
<b>description</b>	hose clamp $\varnothing$ 32-50mm width 9mm Qty 5 pcs DIN 3017		
<b>For models:</b>	D30, D80, ET, ET020, ETA		





1

<b>GEV No.</b>	520118	<b>Ref. No.</b>	00004051 05100002 05100004
<b>description</b>	hose clamp $\varnothing$ 50-70mm width 9mm Qty 5 pcs DIN 3017		
<b>For models:</b>	120, 160, 42, 42E, 48, 48E, 55, 55E, 60, 882, 885, 906, 908, B11, B15, BD11, BD13, BD14, BD14alt, BD22, BD50, BE35, BE40, BE50, BE50T, C33, C34, C34dgt, C44, C44dgt, C44dgt-elt, C66, C66dgt, C66dgt-elt, C77, CE24, CW650-15, CW650-16, CW650-35, CW650-36, D120, D120dgt, D30, D35, D36, D40, D40ELT, D40ELT-BT-BA, D40i, D40i-BT-BA...(Other models you can see in the webshop)		




 <p>1</p>			
<b>GEV No.</b>	520454	<b>Ref. No.</b>	00004072 0000407B 05100008
<b>description</b>	hose clamp ø 70-90mm width 9mm Qty 5 pcs DIN 3017		
<b>For models:</b>	120, 160, 240, 908, BD13, BD14, BD46, BD47, BE50, C33, C34, C34dgt, C44, C44dgt, C44dgt-elt, C66, C66dgt, C66dgt-elt, C77, CE24, D120, D120dgt, D35, D40, D40ELT, D40ELT-BT-BA, D40i, D40i-BT-BA, D40i-ELT-BT-BA, D80, EN, ET, ET020, ETA, LP130, LP60, LP60H, LP61, LP61H, LP70, LPE100, LPE145		

 <p>1</p>			
<b>GEV No.</b>	520110	<b>Ref. No.</b>	05100006 376A
<b>description</b>	hose clamp ø 8-12mm width 9mm Qty 10 pcs DIN 3017		
<b>For models:</b>	120, 160, 240, 42, 42E, 48, 48E, 55, 55E, 60, 882, 885, 904, 906, 908, 912, C33, C44, C66, D30, E1200, E500, E700, EC1200, EC800, ES400, ES400-alt, ES400-sehr-alt, LP60, MR1200, MR600, MR800, MRC1100, MRC1400, MRC800, MRS400, MRS400-alt, SQ885, SQT80		

 <p>1</p>			
<b>GEV No.</b>	520117	<b>Ref. No.</b>	05100003
<b>description</b>	hose clamp stainless steel ø 40-60mm width 9mm Qty 5 pcs DIN 3017		
<b>For models:</b>	42, 42E, 48, 48E, 55, 55E, 60, B11, BD11, BD13, BD14, BD14alt, BD22, BD46, BD47, BD50, BE35, BE40, BE50, BE50T, C33, CW650-15, CW650-16, CW650-35, CW650-36, D30, D35, D36, D40, D40ELT, D40ELT-BT-BA, D40i, D40i-BT-BA, D40i-ELT-BT-BA, D45, D80, D80F, D85, ETE20, ETE21, ETE25, ETE27, ETS15		

<p>DIN 3017 - W4</p>  <p>1</p>			
<b>GEV No.</b>	520120	<b>Ref. No.</b>	05100007
<b>description</b>	hose clamp SS W4 ø 12-20mm width 9mm Qty 1 pcs DIN 3017		


<p>double wire clamps</p>  <p>1</p>			
<b>GEV No.</b>	520872	<b>Ref. No.</b>	00003751 05110001
<b>description</b>	hose clamp ø 7mm wire gauge ø 1mm Qty 1 pcs		
<b>For models:</b>	120, 160, 240, 42, 42E, 48, 48E, 55, 55E, 60, 882, 885, 904, 906, 908, 912, B11, B15, BD11, BD13, BD14, BD14alt, BD22, BD46, BD47, BD50, BE35, BE40, BE50, BE50T, C33, C34, C34dgt, C44, C44dgt, C44dgt-elt, C66, C66dgt, C66dgt-elt, C77, D120, D120dgt, D30, D35, D36, D40, D40ELT, D40i, D40i-BT-BA, D45...(Other models you can see in the webshop)		


## consumables

### fuses


#### fine fuses


##### ø10x38mm 400V

 <p>1</p>			
<b>GEV No.</b>	358041	<b>Ref. No.</b>	00060970
<b>description</b>	fine fuse size ø10x38mm 20A slow-acting rated 400V type aM Qty 1 pcs		
<b>For models:</b>	EN, ET, ET020, ETA, LPE100, LPE145		

 <p>1</p>			
<b>GEV No.</b>	358030	<b>Ref. No.</b>	00060980
<b>description</b>	fine fuse size ø10x38mm 32A slow-acting rated 400V type aM Qty 1 pcs		
<b>For models:</b>	EN, ET, ET020, ETA, LPE100, LPE145		

##### ø10x38mm 500V

 <p>1</p>			
<b>GEV No.</b>	358038	<b>Ref. No.</b>	00060960 37130999
<b>description</b>	fine fuse size ø10x38mm 10A slow-acting rated 500V type aM Qty 1 pcs		
<b>For models:</b>	120, 160, 240, 882, 885, 904, 906, 908, 912, CW650-15, CW650-16, CW650-35, CW650-36, Cybergel, EB12, EB12+12, EG140S, EM240, EM360, EM480, EM612, EM-HT, EN, ES12, ESD12, ET, ET020, ETA, ETE20, ETE21, ETE25, ETE27, ETS15, LPE100, LPE145, SQ885, SQT80		

 <p>1</p>			
<b>GEV No.</b>	358040	<b>Ref. No.</b>	00006261
<b>description</b>	fine fuse size ø10x38mm 16A slow-acting rated 500V type aM Qty 1 pcs		



<b>B</b>			
ball valves	94	hose connectors	94
bar burners	45	hose couplings	89
bi-metal thermostats	7, 8	hoses	89
booster pumps I	36		
booster pumps II	37	<b>I</b>	
		ignition cables	44
<b>C</b>		immersion heating elements	5
cables	39	indicator lights	17
clamps	95, 98	indicator lights (complete)	17
coil heating elements	5	industrial hoses	91
condensators & interference suppression filters	38		
consumables	99	<b>L</b>	
contactors	20	lamps	17
container filters	88	light bulbs	18
control equipment	16		
control thermostats	8, 11	<b>M</b>	
countersunk screws	97	magnetic switches	16
		measuring equipment	96
<b>D</b>		microswitches	13
dosing hoses	88		
dosing pumps	86	<b>N</b>	
double wire clamps	96, 99	non-return valves	88
drain hoses	90	nuts	98
drain pumps	37	nylon hoses	91
<b>E</b>		<b>O</b>	
electric accessories	39	operating capacitors	38
electrodes	29	O-rings	83
electronic controllers	22		
		<b>P</b>	
<b>F</b>		piezoelectric igniters	44
fasteners	98	pilot burners	42
fastening material	97	plunger sockets	11
filters	38	position switches	14
fine fuses	99	pre-rinse hoses	90
fittings	94	pressure reduction valves	95, 95
formed hoses	92	pressure switches	28
fuses	38, 99	probes	23
		programme timers	18
<b>G</b>		pumps	29
gas burners	45	push/momentary push switches	12
gas control valves	41	PVC hoses	91
gas nozzles	46	PVC supply hoses	90
gas thermostats	39		
gland ducts	11	<b>R</b>	
		relays	22
<b>H</b>		ribbon cables	39
heating elements	3	rotary switches	15
heating elements for fryers	3		
hexagonal nuts	98	<b>S</b>	
hose clamps	95, 98	safety bi-metal thermostats	7
		safety thermostats	9, 11
		screws	97

sealing washers	84
shaft gaskets	85
shut-off valves	95
silicone hoses	92
solenoid valves	24
stainless steel flexi hoses	89, 90
supply filters	95, 95
supply hoses	89
switches and momentary switches	12
system switches (ROLD)	14

**T**

tank inlets	89
temperature probes	23
terminals	39
thermocouples	45
thermostats	7
timers	18
transformers	22

**U**

universal hoses	89
universal probes	23

**V**

valves and tank inlets	94
------------------------	----

**W**

wash and rinse pumps	29
washers	98
water cycle components	95