



GAS COMPONENTS



ELECTRIC COMPONENTS



WATER TECHNOLOGY



MECHANICAL COMPONENTS



TOOLS

Spare parts suitable for

BONAMAT

Find the complete and up-to-date range of products in our GEV Webshop



Manufacturer catalogue

The most important spare parts and accessories arranged clearly for every manufacturer

- ✓ Complete product range and all appliance data always up to date in the GEV Webshop
- ✓ Alphabetical Index at the end of the catalogue

GEV Webshop

www.gev-online.co.uk

www.gev-online.com



- 🔍 Add to Favourites
- 🔍 Sign In with email address and usual password
- 🔍 Easy-order – place several items in your basket at the same time
- 🔍 Quick Item search – no login needed




heating elements

heating elements for coffee machine




1

GEV No.	417432	Ref. No.	6.243.042.000
description	band heater for water container L 1000mm W 60mm cable length 300mm		
For models:	B20, B20HW, B20HW-5, B40, VHGT20T, VHGT40T		




1

GEV No.	417329	Ref. No.	6.236.098.000
description	heating element 1250W 240V heating circuits 1 ø 120mm H 36mm flange 50x26mm connection male faston 6.3mm compression flange tube ø 6.3mm immersion heater		
For models:	RL101, RL101-1N, RL111, RL111-1N, RL118, RL121-1N, RL211, RL211-1N, RL212-1N, RL221-1N, RL222-1N, RL413-1N		
accessories for	417329		
GEV No.	510387	Ref. No.	6.011.031.000
description	gasket L 46mm W 22mm ømm EPDM for heating element for flange 50x26mm		



1


GEV No.	417481	Ref. No.	6.284.028.000
description	heating element 1590W 240V heating circuits 1 L 125mm W 125mm H 55mm flange length 74mm flange width 43mm rectangular flange connection male faston 6.3mm immersion heater tube ø 6.4mm		
For models:	AM112, AM112AT, HWA50		



1


GEV No.	417327	Ref. No.	6.000.256.083
description	heating element 1710W 240V heating circuits 1 ø 108mm H 255mm W1 126mm H1 187mm H2 68mm mounting distance 120mm thread M14x1.5 stainless steel windings 6 tube ø 6.3mm immersion heater 2 hole fixing connection male faston 6.3mm		
For models:	RL102, RL102-1N, RL112-1N, RL212		
accessories for	417327		
GEV No.	510417	Ref. No.	6.011.001.63
description	flat gasket fibre ED ø 20mm ID ø 14mm thickness 2mm Qty 1 pcs		
GEV No.	520228	Ref. No.	—
description	tooth lock washer ID ø 15.3mm ED ø 24mm steel Qty 1 pcs for thread M14		

accessories for	417327		
GEV No.	520230	Ref. No.	—
description	nut thread M14x1.5 H 5mm WS 19 zinc-coated steel Qty 1 pcs		
GEV No.	521101	Ref. No.	—
description	nut thread M14x1.5 H 5mm WS 19 SS Qty 1 pcs		
GEV No.	550262	Ref. No.	—
description	flat gasket copper ED ø 20mm ID ø 14mm thickness 2mm		



1


GEV No.	417326	Ref. No.	6.236.011.000
description	heating element 2160W 230V heating circuits 1 ø 125mm H 35mm flange 50x26mm connection male faston 6.3mm compression flange tube ø 6.5mm immersion heater		
For models:	HW+505, HW+505-v.3.0, HW+505-v.4.0, HW10, HW505, HW505-v.3.0, HW505-v.4.0, HW505-v.5.0, HWA20, RL101-1N, RL101-3N, RL111-1N, RL111-3N, RL118, RL121-1N, RL121-3N, RL211-1N, RL211-3N, RL212-1N, RL212-3N, RL221, RL221-1N, RL221-3N, RL222-1N, RL222-3N, RL411-1N, RL411-3N, RL413-1N, RL413-3N		
accessories for	417326		
GEV No.	510387	Ref. No.	6.011.031.000
description	gasket L 46mm W 22mm ømm EPDM for heating element for flange 50x26mm		
GEV No.	510388	Ref. No.	6.006.015.001
description	counterflange ømm hole distancemm perforation ømm L 43mm W 21mm SS for heating element for flange 50x26mm		





1


GEV No.	417478	Ref. No.	6.000.262.014
description	heating element 2270W 240V heating circuits 1 L 155mm W 122mm H 24mm flange 46x22mm connection male faston 6.3mm compression flange tube ø 6.4mm immersion heater suitable for BONAMAT		
For models:	CB3, CB6, HM505, HM505-v.2.0, HM505-v.3.0, HM510-v.2.0, HM510-v.3.0, HM520-v.2.0, HM520-v.3.0, HW+510, HW+510-v.3.0, HW+510-v.4.0, HW+510-v.5.0, HW+520, HW+520-v.3.0, HW+520-v.4.0, HW+520-v.5.0, HW505, HW510, HW510-v.3.0, HW510-v.4.0, HW510-v.5.0, HW520, HW520-v.3.0, HW520-v.4.0, HW520-v.5.0, HWA505		



1 electric components

			
GEV No.	417433	Ref. No.	6.000.256.055
description	heating element 3000W 240V heating circuits 1 ø 10mm H 256mm W1 138mm H1 190mm H2 70mm mounting distance 132mm thread M14x1.5 stainless steel windings 5 tube ø 6.5mm immersion heater 2 hole fixing connection male faston 6.3mm countries GB/IRL		
For models:	HWD30, RL102-1N, RL102-3N, RL112-1N, RL112-3N		


			
GEV No.	417479	Ref. No.	6.000.261.016
description	heating element 3100W 240V heating circuits 1 L 155mm W 122mm H 25mm flange 46x22mm connection male faston 6.3mm compression flange tube ø 6.4mm immersion heater suitable for BONAMAT		
For models:	HCM510, HCM510-v.4.0, HCM510-v.5.0, HCM520, HCM520-v.4.0, HCM520-v.5.0, HM510, HM510-v.2.0, HM510-v.3.0, HM520, HM520-v.2.0, HM520-v.3.0, HW+510, HW+510-v.3.0, HW+510-v.4.0, HW+510-v.5.0, HW+520, HW+520-v.3.0, HW+520-v.4.0, HW+520-v.5.0, HW510, HW510-v.3.0, HW510-v.4.0, HW510-v.5.0, HW520, HW520-v.3.0, HW520-v.4.0, HW520-v.5.0, HWA510, HWA520		


			
GEV No.	417485	Ref. No.	6.214.242.000
description	heating element 3100W 240V heating circuits 1 ø 98mm H 295mm W1 98mm H1 240mm H2 55mm mounting distance 92mm thread M14x1.5 windings 5 tube ø 6.5mm immersion heater 2 hole fixing connection male faston 6.3mm suitable for BONAMAT		
For models:	BFT322, RLX141, RLX241, RLX4, RLX41, RLX585, RLX8, RLX85, RLX86		


			
GEV No.	417477	Ref. No.	6.236.202.000
description	heating element stainless steel 1020W 240V heating circuits 1 flange 46x22mm L 115mm W 31mm H 36mm compression flange connection male faston 6.3mm tube ø 6.3mm immersion heater		
For models:	HWA30-D, HWA60-D, RLX131, RLX231, RLX3, RLX31, RLX575, RLX676, RLX75, RLX76		

			
GEV No.	417408	Ref. No.	6.236.158.000
description	heating element stainless steel 1200W 240V heating circuits 1 flange 50x26mm L 115mm W 28mm H 35mm compression flange connection male faston 6.3mm tube ø 6.4mm		
For models:	B10HW, B10HW-5, B20HW, B20HW-5, B5HW, B5HW-5, BFT321, BFT321AT, BFT322		
accessories for	417408		
	GEV No.	520546	Ref. No. 6.011.031.001
			

			
GEV No.	417413	Ref. No.	6.101.072.000
description	hot plate 100-240V heating circuits 1 ø 125mm connection plug-in connection cable length 500mm		
For models:	HP2, Matic, MaticTwin, Mondo, MondoTwin, Novo		

			
GEV No.	417434	Ref. No.	6.213.203.000
description	hot plate 100-240V ø 95mm H 8mm hole ø 5.3mm connection male faston 4.8mm countries GB/IRL		
For models:	RL211-1N, RL211-3N, RL212-1N, RL212-3N, RL214-1N, RL221-1N, RL221-3N, RL222-1N, RL222-3N, RL224-1N, RL224-3N		


			
GEV No.	417476	Ref. No.	6.214.240.000
description	hot plate 165W 240V heating circuits 1 L 146mm W 90mm H 13mm connection male faston 6.3mm suitable for BONAMAT for Mika for model BFT321-011		
For models:	BFT321AT		


			
GEV No.	417428	Ref. No.	6.243.033.000
description	hot plate 195W 240V ø 100mm connection Faston 6.3mm cable length 280mm for water container		
For models:	B20, B20HW, VHG20, VHG20T, VHG-DOS-20L		





			
1			
GEV No.	417411	Ref. No.	6.301.134.000
description	hot plate 240V heating circuits 1 ø 150mm connection male faston 4.8mm countries GB/IRL		
For models:	Matic2, Matic2WB, Matic3, MaticTwin-1N, MaticTwin-3N, Mondo1, Mondo2, Mondo3WB, MondoTwin-1N, MondoTwin-3N, Novo2, RL101-1N, RL101-3N, RL102-1N, RL102-3N, RL111-1N, RL111-3N, RL112-1N, RL112-3N, RL121-3N, RL211-1N, RL211-3N, RL212-1N, RL212-3N, RL214-1N, RL221-1N, RL221-3N, RL222-1N, RL222-3N, RL224-1N, RL224-3N		


			
1			
GEV No.	417319	Ref. No.	6.401.001.000
description	hot plate L 150mm W 150mm H 20mm without heating element		
For models:	Matic2, Matic2-KTS, Matic2WB, Matic3, Matic3-KTS, Matic3WB, MaticTwin-1N, MaticTwin-3N, MaticTwin-KTS-230V3N, MaticTwin-KTS-400V3N, Mondo1, Mondo2, Mondo2-KTS, Mondo3WB, MondoTwin-1N, MondoTwin-3N, MondoTwin-KTS-230V3N, MondoTwin-KTS-400V3N, RLX131, RLX141, RLX231, RLX241, RLX31, RLX41, RLX6, RLX676, RLX76, RLX86		


			
1			
GEV No.	417429	Ref. No.	6.248.030.000
description	hot plate 260W 240V ø 100mm connection Faston 6.3mm cable length 320mm for water container		
For models:	B40, VH40, VH40T, VH-DOS-40L		


			
1			
GEV No.	417412	Ref. No.	6.301.554.000
description	PTC element 100-240V heating circuits 1 L 75mm W 48mm H 11mm cable length 380mm hole distance 42mm hole ø 4mm connection male faston 2.8mm suitable for BONAMAT		
For models:	Novo		

			
1			
GEV No.	417427	Ref. No.	6.240.029.000
description	hot plate 60W 230V ø 100mm Lmm Wmm connection Faston 6.3mm cable length 100mm for water container H 1mm		
For models:	B5, B5HW, VH5, VH5T		


			
1			
GEV No.	417475	Ref. No.	6.214.249.000
description	PTC element 100-240V L 75mm W 48mm H 11mm cable length 60mm hole distance 42mm hole ø 4mm connection male faston 2.8mm suitable for BONAMAT BFT/WHK HP08 1/13		
For models:	BFT321, BFT321AT, BFT322		


			
1			
GEV No.	417325	Ref. No.	6.301.023.000
description	hot plate 90W 230V heating circuits 1 ø 150mm suitable for BONAMAT		
For models:	Matic2, Matic2WB, Matic3, MaticTwin-1N, MaticTwin-3N, Mondo1, Mondo2, Mondo3WB, MondoTwin-1N, MondoTwin-3N, Novo2, RL101-1N, RL101-3N, RL102-1N, RL102-3N, RL111-1N, RL111-3N, RL112-1N, RL112-3N, RL121-3N, RL211-1N, RL211-3N, RL212-1N, RL212-3N, RL214-1N, RL221-1N, RL221-3N, RL222-1N, RL222-3N, RL224-1N, RL224-3N, RL226		


			
1			
GEV No.	417435	Ref. No.	6.301.555.000
description	PTC element 100-240V L 75mm W 49mm H 11mm cable length 380mm hole distance 42mm hole ø 4mm connection male faston 2.8mm countries GB/IRL suitable for BONAMAT		
For models:	Novo		


			
1			
GEV No.	417482	Ref. No.	6.214.124.000
description	hot plate 90W 240V heating circuits 1 L 147mm W 90mm connection male faston 6.3mm dry heating element for Mika for model BFT321-001, BFT322-001		
For models:	BFT321, BFT322		


			
1			
GEV No.	417436	Ref. No.	6.401.077.000
description	PTC element 100-240V L 75mm W 49mm H 11mm cable length 80mm hole distance 42mm hole ø 4mm connection male faston 2.8mm countries GB/IRL suitable for BONAMAT		
For models:	Matic2, Matic2WB, Matic3, Matic3WB, MaticTwin-1N, MaticTwin-3N, Mondo1, Mondo2, Mondo3WB, MondoTwin-1N, MondoTwin-3N, RL101-1N, RL101-3N, RL102-1N, RL102-3N, RL111-1N, RL111-3N, RL112-1N, RL112-3N, RL121-3N, RL211-1N, RL211-3N, RL212-1N, RL212-3N, RL214-1N, RL221-1N, RL221-3N, RL222-1N, RL222-3N, RL224-1N, RL224-3N, RLX131, RLX141, RLX231, RLX241, RLX31, RLX41		


			
2			
GEV No.	417324	Ref. No.	6.401.076.000
description	PTC element 100-240V L 75mm W 50mm H 11mm cable length 60mm hole distance 42mm hole ø 4mm connection male faston 2.8mm suitable for BONAMAT		
For models:	Matic2, Matic2-KTS, Matic2WB, Matic3, Matic3-KTS, Matic3WB, MaticTwin-1N, MaticTwin-3N, MaticTwin-KTS-230V3N, MaticTwin-KTS-400V3N, Mondo1, Mondo2, Mondo2-KTS, Mondo3WB, MondoTwin-1N, MondoTwin-3N, MondoTwin-KTS-230V3N, MondoTwin-KTS-400V3N, RL101-1N, RL101-3N, RL102-1N, RL102-3N, RL111-1N, RL111-3N, RL112-1N, RL112-3N, RL118, RL121-3N, RL211-1N, RL211-3N, RL212-1N, RL212-3N, RL214-1N, RL221-1N, RL221-3N, RL222-1N, RL222-3N, RL224-1N, RL224-3N, RLX131, RLX141, RLX231, RLX241, RLX31, RLX41		

			
1			
GEV No.	417486	Ref. No.	6.284.129.000
description	PTC element 100-240V ø 95mm H 8mm hole ø 5.5mm suitable for BONAMAT RLX		
For models:	AM112, AM112AT, RLX5, RLX55, RLX575, RLX585, RLX75, RLX85		

			
1			
GEV No.	417425	Ref. No.	6.243.243.000
description	PTC element 60+60W 100-240V heating circuits 2 L 75mm W 48mm H 11mm cable length 280mm hole distance 42mm hole ø 4mm connection male faston 6.3mm suitable for BONAMAT		
For models:	B20, B20HW, B20HW-5, VH20, VH20T		

			
1			
GEV No.	417424	Ref. No.	6.240.147.000
description	PTC element 65W 100-240V heating circuits 1 L 75mm W 48mm H 11mm cable length 200mm hole distance 42mm hole ø 4mm connection male faston 6.3mm suitable for BONAMAT		
For models:	B5, B5HW, B5HW-5, VH5, VH5T		

			
1			
GEV No.	417426	Ref. No.	6.248.139.000
description	PTC element 80+80W 100-240V heating circuits 2 L 75mm W 48mm H 11mm cable length 300mm hole distance 42mm hole ø 4mm connection male faston 6.3mm suitable for BONAMAT		
For models:	B40, VH40, VH40T		

			
1			
GEV No.	417423	Ref. No.	6.242.206.000
description	PTC element 90W 100-240V heating circuits 1 L 75mm W 48mm H 11mm cable length 250mm hole distance 42mm hole ø 4mm connection male faston 6.3mm suitable for BONAMAT		
For models:	B10, B10HW, B10HW-5, VH10, VH10T		

flow heaters

			
1			
GEV No.	417404	Ref. No.	6.000.201.676
description	flow heater 1300W 240V ø 82mm L 123mm		
For models:	MaticTwin-1N, MondoTwin-1N		

			
1			
GEV No.	417210	Ref. No.	6.247.090.000
description	flow heater 13065W 240V ø 125mm L 245mm suitable for BONAMAT B40		
For models:	B40, VH40		





1

GEV No.	417419	Ref. No.	6.101.137.000
description	flow heater 1400W 240V ø 58mm H 120mm		
For models:	Matic, MaticTwin, MondoTwin, TH, THA		




1

GEV No.	417420	Ref. No.	6.101.061.000
description	flow heater 2000W 230V ø 58mm H 120mm connection male faston 6.3mm		
For models:	Iso, Matic, MaticTwin, Mondo, MondoTwin, Novo, TH		






1

GEV No.	417414	Ref. No.	6.101.133.000
description	flow heater 1600W 230V ø 58mm H 120mm		
For models:	Matic, MaticTwin, MondoTwin, TH, THA		




1

GEV No.	417203	Ref. No.	6.000.201.499 6.000.201.652
description	flow heater 2160W 240V ø 82mm L 122mm W 87mm connection male faston 6.3mm suitable for Mondo, Matik,...		
For models:	Iso, Matic2, Matic2WB, Matic3, Matic3WB, MaticTwin, MaticTwin-1N, MaticTwin-3N, Mondo1, Mondo2, Mondo3WB, MondoTwin-3N, Novo, Novo2, RL101, RL101-1N, RL101-3N, RL102-1N, RL102-3N, RL111, RL111-1N, RL111-3N, RL112-1N, RL112-3N, RL118, RL121-3N, RL211, RL211-1N, RL211-3N, RL212-3N, RL214-1N, RL221-1N, RL221-3N, RL222-3N, RL411-1N, RL411-3N, RL413-1N, RL413-3N, RLX131, RLX141, RLX231, RLX241, RLX31, RLX41, RLX5, RLX55, RLX575, RLX585, RLX6, RLX676...(Other models you can see in the webshop)		
spare parts for	417203		
		GEV No.	417205
		Ref. No.	6.011.001.082
	O-ring silicone thickness 3mm ID ø 74mm Qty 1 pcs		
		GEV No.	417330
		Ref. No.	6.301.045.001
	tension strap L 32.5mm W 10mm H 14mm		






1

GEV No.	417409	Ref. No.	6.000.247.296
description	flow heater 16132W 240V ø 125mm L 280mm with thread bolt edition since 11/2000		
For models:	B40		




1

GEV No.	417204	Ref. No.	6.000.201.536 6.000.201.675
description	flow heater 1710W 240V ø 82mm L 123mm W 87mm suitable for Mondo Twin/Matik Twin		
For models:	MaticTwin-1N, MondoTwin, MondoTwin-1N, RL102, RL102-1N, RL112-1N, RL212, RL212-1N, RL222-1N, RL224, RL224-1N, RL226		
spare parts for	417204		
		GEV No.	417205
		Ref. No.	6.011.001.082
	O-ring silicone thickness 3mm ID ø 74mm Qty 1 pcs		
		GEV No.	417330
		Ref. No.	6.301.045.001
	tension strap L 32.5mm W 10mm H 14mm		






1

GEV No.	417421	Ref. No.	6.101.079.000
description	flow heater 2300W 230V ø 58mm H 140mm connection male faston 6.3mm		
For models:	TH, THA		




1

GEV No.	417206	Ref. No.	6.000.201.656
description	flow heater 2750W 240V ø 82mm L 158mm suitable for BONAMAT TH20		
For models:	RL211-1N, RL211-3N, RL212-1N, RL212-3N, RL214-1N, RL221-1N, RL221-3N, RL222-1N, RL222-3N, RL224-1N, RL224-3N, TH20, THA20		
spare parts for	417206		
	GEV No.	Ref. No.	6.011.001.082
	O-ring silicone thickness 3mm ID ø 74mm Qty 1 pcs		
	GEV No.	Ref. No.	6.301.045.001
	tension strap L 32.5mm W 10mm H 14mm		




1

GEV No.	417484	Ref. No.	6.000.214.007
description	flow heater 3270W 240V ø 82mm L 200mm with 3x safety thermostat suitable for BFT		
For models:	BFT321, BFT321AT, BFT322		





1

GEV No.	417405	Ref. No.	6.000.211.595
description	flow heater 3270W 240V ø 82mm L 200mm with thread bolt edition since 11/2000		
For models:	B5, B5HW, B5HW-5		




1

GEV No.	417407	Ref. No.	6.000.205.582
description	flow heater 6540W 240V ø 100mm L 220mm W 105mm with thread bolt edition since 11/2000		
For models:	B10, B10HW, B10HW-5		
spare parts for	417407		
	GEV No.	Ref. No.	6.236.158.000
	heating element stainless steel 1200W 240V heating circuits 1 flange 50x26mm L 115mm W 28mm H 35mm compression flange connection male faston 6.3mm tube ø 6.4mm		




1

GEV No.	417406	Ref. No.	6.000.206.414
description	flow heater 9810W 240V ø 125mm L 220mm with thread bolt edition since 11/2000		
For models:	B20, B20HW, B20HW-5		





1




GEV No.	417437	Ref. No.	6.301.338.000
description	heating element 1300W 240V ø 80mm L 105mm immersion heater connection male faston 6.3mm for flow heaters		
For models:	MaticTwin-1N, MondoTwin-1N		






1

GEV No.	417321	Ref. No.	6.301.201.000
description	heating element 1710W 240V ø 82mm L 105mm immersion heater connection male faston 6.3mm for flow heaters suitable for Mondo Twin/Matik Twin		
For models:	MaticTwin-1N, MondoTwin, MondoTwin-1N, RL102, RL102-1N, RL112-1N, RL212, RL212-1N, RL212-3N, RL214-1N, RL222-1N, RL224, RL224-1N, RL226		
accessories for	417321		
	GEV No.	Ref. No.	6.011.001.082
	O-ring silicone thickness 3mm ID ø 74mm Qty 1 pcs		
	GEV No.	Ref. No.	6.301.045.001
	tension strap L 32.5mm W 10mm H 14mm		






			
1			
GEV No.	417320	Ref. No.	6.301.002.000
description	heating element 2160W 240V ø 82mm L 105mm Wmm immersion heater for flow heaters suitable for Mondo, Matik,...		
For models:	Iso, Matic2, Matic2WB, Matic3, Matic3WB, MaticTwin, MaticTwin-3N, Mondo1, Mondo2, Mondo3WB, MondoTwin-3N, Novo, Novo2, RL101, RL101-1N, RL101-3N, RL102-1N, RL102-3N, RL111, RL111-1N, RL111-3N, RL112-1N, RL112-3N, RL118, RL121-3N, RL211, RL211-1N, RL211-3N, RL221, RL221-1N, RL221-3N, RL222, RL222-1N, RL222-3N, RL413-1N, RL413-3N, RLX131, RLX141, RLX231, RLX241, RLX31, RLX41, RLX5, RLX55, RLX575, RLX585, RLX6, RLX676, RLX75, RLX76...(Other models you can see in the webshop)		
accessories for	417320		
	GEV No.	417205	Ref. No. 6.011.001.082
	O-ring silicone thickness 3mm ID ø 74mm Qty 1 pcs		
	GEV No.	417330	Ref. No. 6.301.045.001
	tension strap L 32.5mm W 10mm H 14mm		

			
1			
GEV No.	417322	Ref. No.	6.301.079.000
description	heating element 2750W 240V ø 82mm L 140mm immersion heater connection male faston 6.3mm for flow heaters suitable for BONAMAT TH20		
For models:	RL211-1N, RL211-3N, RL212-1N, RL212-3N, RL214, RL214-1N, RL216, RL221-1N, RL221-3N, RL222-1N, RL222-3N, RL224-1N, RL224-3N, TH20, THA20		
accessories for	417322		
	GEV No.	417205	Ref. No. 6.011.001.082
	O-ring silicone thickness 3mm ID ø 74mm Qty 1 pcs		
	GEV No.	417330	Ref. No. 6.301.045.001
	tension strap L 32.5mm W 10mm H 14mm		

energy regulators

miscellaneous


			
1			
GEV No.	380925	Ref. No.	6.004.005.003
description	energy regulator 230V 16A turn direction right shaft ø 6x4.6mm shaft L 23mm mounting thread M4		
For models:	B10, B10HW, B10HW-5, B20, B20HW, B20HW-5, B40, B5, B5HW, B5HW-5, VH10, VH10T, VH20, VH20T, VH40, VH40T, VH5, VH5T		
accessories for	380925		
	GEV No.	111383	Ref. No. 6.014.002.024
	knob zero mark ø 42mm shaft ø 6x4.6mm shaft flat right black		


accessories for	380925		
	GEV No.	111384	Ref. No. 6.014.002.088
	knob zero mark ø 40mm shaft ø 6x4.6mm shaft flat upper dark grey		


thermostats

bi-metal thermostats


safety bi-metal thermostats

			
1			
GEV No.	390394	Ref. No.	6.016.008.052
description	bi-metal safety thermostat hole distance 24mm switch-off temp. 130°C 1NC 1-pole 16A connection F6.3 2 hole fixing		
For models:	AM112, AM112AT, B10, B10HW, B10HW-5, B20, B20HW, B20HW-5, B40, B5, B5HW, B5HW-5, BFT321, BFT321AT, BFT322, GFA70, RLX141, RLX241, RLX4, RLX41, RLX585, RLX8, RLX85, RLX86, VH10, VH10G, VH40		

			
1			
GEV No.	390115	Ref. No.	6.016.008.064
description	bi-metal safety thermostat hole distance 30mm switch-off temp. 115°C NC 1-pole 16A connection F6.3 2 hole flange		
For models:	B10, B10HW, B10HW-5, B20, B20HW, B20HW-5, B40, B5, B5HW, B5HW-5, BFT321, BFT321AT, BFT322, Bolero10, Bolero101, Bolero10-BS, Bolero10-F, Bolero10-MT, Bolero10-PA, Bolero11, Bolero111, Bolero11-BS, Bolero11-F, Bolero11-MT, Bolero11-PA, Bolero20, Bolero20-Maggi, Bolero21, Bolero211, Bolero22, BoleroTurbo, BoleroTurboXL, BoleroTurboXL-302-10L, BoleroTurboXL-303, BoleroTurboXL-322-10L, BoleroTurboXL-403, BoleroTurboXL-4L, BoleroXL-313, BoleroXL32, BoleroXL-323, BoleroXL32F, BoleroXL33, BoleroXL-333, BoleroXL42, BoleroXL-423, BoleroXL43, BoleroXL-433, Combino, FreshGround-220, FreshGround-221...(Other models you can see in the webshop)		

			
1			
GEV No.	390392	Ref. No.	6.016.008.054
description	bi-metal safety thermostat hole distance mm switch-off temp. 115°C 1NC 1-pole 16A connection F6.3 M4		
For models:	B10HW, B20HW, B5HW		

bi-metal thermostats



GEV No.	390390	Ref. No.	6.016.008.057
description	bi-metal thermostat hole distance mm switch-off temp. 200°C 2NC 2-pole 16A 250V connection F6.3		
For models:	AM112, AM112AT, Bolero1, Bolero2, HWA50, Iso, Matic2, Matic2-KTS, Matic2WB, Matic3, Matic3-KTS, Matic3WB, MaticTwin, MaticTwin-1N, MaticTwin-3N, MaticTwin-KTS-230V3N, MaticTwin-KTS-400V3N, Mondo1, Mondo2, Mondo2-KTS, Mondo3WB, MondoTwin, MondoTwin-1N, MondoTwin-3N, MondoTwin-KTS-230V3N, MondoTwin-KTS-400V3N, Novo, Novo2, Quinto-322, Quinto-422, RL101, RL101-1N, RL101-3N, RL102, RL102-1N, RL102-3N, RL111, RL111-1N, RL111-3N, RL112-1N, RL112-3N, RL118, RL121-1N, RL121-3N, RL211, RL211-1N, RL211-3N, RL212, RL212-1N, RL212-3N...(Other models you can see in the webshop)		

control and safety thermostats



EGO

control thermostats

55.10/19_series






GEV No.	375908	Ref. No.	6.016.005.035 6.016.005.102
description	thermostat t.max. 150°C 1-pole probe ø 6mm probe L 135mm capillary pipe 710mm		
For models:	HCM510, HCM510-v.4.0, HCM510-v.5.0, HCM520, HCM520-v.4.0, HCM520-v.5.0, HM505, HM505-v.2.0, HM505-v.3.0, HM510, HM510-v.2.0, HM510-v.3.0, HM520, HM520-v.2.0, HM520-v.3.0		

GEV No.	375906	Ref. No.	6.016.005.034
description	thermostat temperature range 32-96°C 1-pole probe ø 6mm probe L 136mm capillary pipe 750mm contacts male faston 6.3mm		
For models:	HW+505-v.3.0, HW+505-v.4.0, HW+510-v.3.0, HW+510-v.4.0, HW+510-v.5.0, HW+520-v.3.0, HW+520-v.4.0, HW+520-v.5.0, HW505-v.3.0, HW505-v.4.0, HW505-v.5.0, HW510-v.3.0, HW510-v.4.0, HW510-v.5.0, HW520-v.3.0, HW520-v.4.0, HW520-v.5.0		



55.13_series

GEV No.	390395	Ref. No.	6.016.005.018 6.016.005.101
description	thermostat t.max. 110°C temperature range 27-110°C 1-pole 1NO 16A probe ø 6mm probe L 113mm capillary pipe 520mm capillary pipe isolated 350mm gland nut shaft Lmm shaft position° rotation 310°		
For models:	CB3, CB6, HW10, RL118, RL411-1N, RL411-3N		


safety thermostats

55.13_series

GEV No.	375907	Ref. No.	6.016.008.200
description	safety thermostat switch-off temp. 132°C 1-pole NC probe ø 3mm probe L 245mm capillary pipe 900mm		
For models:	CB3, CB6, HCM510, HCM510-v.4.0, HCM510-v.5.0, HCM520, HCM520-v.4.0, HCM520-v.5.0, HM505, HM505-v.2.0, HM505-v.3.0, HM510, HM510-v.2.0, HM510-v.3.0, HM520, HM520-v.2.0, HM520-v.3.0, HW+505, HW+505-v.3.0, HW+505-v.4.0, HW+510, HW+510-v.3.0, HW+510-v.4.0, HW+510-v.5.0, HW+520, HW+520-v.3.0, HW+520-v.4.0, HW+520-v.5.0, HW505, HW505-v.3.0, HW505-v.4.0, HW505-v.5.0, HW510, HW510-v.3.0, HW510-v.4.0, HW510-v.5.0, HW520, HW520-v.3.0, HW520-v.4.0, HW520-v.5.0		

STIEBEL-ELTRON






GEV No.	390391	Ref. No.	6.016.008.005
description	safety thermostat switch-off temp. 165°C 2-pole 20A probe ø 3mm capillary pipe 210mm with capillary probe		
For models:	HW10, HWA20, RL101, RL101-1N, RL101-3N, RL111, RL111-1N, RL111-3N, RL118, RL121-1N, RL121-3N, RL211, RL211-1N, RL211-3N, RL212-1N, RL212-3N, RL221, RL221-1N, RL221-3N, RL222-1N, RL222-3N, RL411-1N, RL411-3N, RL413-1N, RL413-3N		





switches and momentary switches


rocker/momentary rocker switches

30x11mm			
			
GEV No.	301260	Ref. No.	6.004.001.080
description	rocker switch mounting measurements 30x11mm orange 1NO/indicator light 250V 16A connection male faston 6.3mm ambient temperature max. 105°C protection IP40 with cover cap		
For models:	B10, B10HW, B10HW-5, B20, B20HW, B20HW-5, B40, B5, B5HW, B5HW-5, HCM510-v.4.0, HCM520-v.4.0, VHG10, VHG10T, VHG20, VHG20T, VHG40, VHG40T, VHGS, VHGS5T		
accessories for	301260		
			
GEV No.	301035	Ref. No.	—
description	protective cover mounting measurements 30x11mm		


30x22mm			
			
GEV No.	347394	Ref. No.	6.004.001.081
description	rocker switch mounting measurements 30x22mm white 2NO 250V 16A illuminated 0-1 connection male faston 6.3mm ambient temperature max. 125/55°C protection IP65 with rubber collar		
For models:	B10, B10HW, B10HW-5, B20, B20HW, B20HW-5, B40, B5, B5HW, B5HW-5, HCM510-v.5.0, HCM520-v.5.0, VHG10, VHG10T, VHG20, VHG20T, VHG40, VHG40T, VHGS, VHGS5T		


34x15mm			
			
GEV No.	347414	Ref. No.	6.004.001.058 6.004.001.077
description	momentary rocker switch mounting measurements 30x15mm black 1NO 250V 6A with frame connection male faston 6.3mm ambient temperature max. 85°C protection IP40		
For models:	Chiller-v.1.0, HW+505, HW+505-v.3.0, HW+505-v.4.0, HW+510, HW+510-v.3.0, HW+510-v.4.0, HW+520, HW+520-v.3.0, HW+520-v.4.0, HWA30-D, HWA60-D		

			
GEV No.	345284	Ref. No.	6.004.001.069
description	rocker switch mounting measurements 34x15mm clear 11NO 230V 16A illuminated connection male faston 4.8mm		
For models:	B10, B10HW, B10HW-5, B20, B20HW, B20HW-5, B40, B5, B5HW, B5HW-5, BFT321, BFT321AT, BFT322, Chiller-v.2.0, HWA30-D, HWA60-D, KMD, Matic2, Matic2-KTS, Matic2WB, Matic3, Matic3-KTS, Matic3WB, MaticTwin-1N, MaticTwin-3N, MaticTwin-KTS-230V3N, MaticTwin-KTS-400V3N, Mondo1, Mondo2, Mondo2-KTS, Mondo3WB, MondoTwin-1N, MondoTwin-3N, MondoTwin-KTS-230V3N, MondoTwin-KTS-400V3N, RLX131, RLX141, RLX231, RLX241, RLX3, RLX31, RLX4, RLX41, RLX5, RLX55, RLX575, RLX585, RLX6, RLX676, RLX75... (Other models you can see in the webshop)		


			
GEV No.	345283	Ref. No.	6.004.001.045 6.004.001.051
description	rocker switch mounting measurements 34x15mm orange 1NO/indicator light 250V 10A illuminated connection male faston 6.3mm ambient temperature max. 85°C protection IP40		
For models:	AM112, AM112AT, B10HW, B20HW, B5HW, CB3, CB6, GFA70, HP1, HP2, HW10, HWA20, HWA50, HWD30, Matic2, Matic2WB, Matic3, MaticTwin, MaticTwin-1N, MaticTwin-3N, Mondo1, Mondo2, Mondo3WB, MondoTwin, MondoTwin-1N, MondoTwin-3N, Novo2, RL101-1N, RL101-3N, RL102-1N, RL102-3N, RL111-1N, RL111-3N, RL112-1N, RL112-3N, RL118, RL121-3N, RL211-1N, RL211-3N, RL212-1N, RL212-3N, RL214-1N, RL221-1N, RL221-3N, RL222-1N, RL222-3N, RL224-1N, RL224-3N, RL411-1N, RL411-3N...(Other models you can see in the webshop)		

accessories


frame			
			
GEV No.	347416	Ref. No.	6.401.217.001
description	frame external size 15x35mm internal size 12.7x28mm suitable for BONAMAT black		
For models:	Matic2, Matic2-KTS, Matic2WB, Matic3, Matic3-KTS, Matic3WB, MaticTwin-1N, MaticTwin-3N, MaticTwin-KTS-230V3N, MaticTwin-KTS-400V3N, Mondo1, Mondo2, Mondo2-KTS, Mondo3WB, MondoTwin-1N, MondoTwin-3N, MondoTwin-KTS-230V3N, MondoTwin-KTS-400V3N, RLX131, RLX141, RLX231, RLX241, RLX3, RLX31, RLX4, RLX41, RLX5, RLX55, RLX575, RLX585, RLX6, RLX676, RLX75, RLX76, RLX8, RLX85, RLX86		


			
GEV No.	345289	Ref. No.	6.004.001.070
description	frame suitable for BONAMAT grey		
For models:	BFT321, BFT321AT, BFT322, Chiller-v.2.0, HWA30-D, HWA60-D, KMD, Matic2WB, Matic3WB, Mondo3WB, TH10, TH10-KTS, TH20, THA10, THA10-KTS, THA20		

float switches

			
GEV No.	347382	Ref. No.	6.301.552.000
description	float switch thread 1/8" 1NO ø 20mm L 40mm mounting ø 10mm 240V 0.5A male faston 2.8mm cable length 150mm		
For models:	Chiller-v.1.0, Iso, Novo		



			
1			
GEV No.	347381	Ref. No.	6.401.018.000
description	float switch thread 10.8 1NO \varnothing 20mm L 40mm mounting \varnothing 10.8mm 250V 0.5A cable cable length 170mm		
For models:	Mondo1, Mondo2, Mondo2-KTS, Mondo3WB, MondoTwin-1N, MondoTwin-3N, MondoTwin-KTS-230V3N, MondoTwin-KTS-400V3N, TH10, TH10-KTS, TH20		


			
1			
GEV No.	347391	Ref. No.	6.000.101.003
description	float switch \varnothing 41mm L 230mm mounting \varnothing 45mm 6-pole		
For models:	Matic, MaticTwin, THA		


floats

			
1			
GEV No.	525283	Ref. No.	6.101.093.001
description	float \varnothing 25mm H 26mm plastic		
For models:	Iso, Mondo, MondoTwin, Novo, TH		


magnetic switches

 \varnothing 6mm

			
1			
GEV No.	347388	Ref. No.	6.101.071.000
description	magnetic switch NO connection plug-in connection cable length 160mm L 45mm mounting \varnothing 6mm		
For models:	Iso, Novo		

			
1			
GEV No.	347387	Ref. No.	6.101.113.000
description	magnetic switch NO connection plug-in connection cable length 200mm L 45mm mounting \varnothing 6mm		
For models:	Mondo, MondoTwin, TH		

 \varnothing 10mm

			
1			
GEV No.	347409	Ref. No.	6.000.205.429 6.000.247.257
description	magnetic switch 165V 0.75A P max. 120W probe L 39mm 1NO connection plug cable length 800mm		
For models:	B10, B10HW, B20, B20HW, B40, B5, B5HW, GFA70		


lamps

indicator lights


indicator lights (complete)


 \varnothing 12mm

with plug-in socket

			
1			
GEV No.	359053	Ref. No.	6.005.001.035
description	indicator light \varnothing 12mm 230V red		
For models:	CB3, CB6, HCM510, HCM510-v.4.0, HCM520, HCM520-v.4.0, HM505, HM505-v.2.0, HM510, HM510-v.2.0, HM520, HM520-v.2.0, HW+505, HW+505-v.3.0, HW+510, HW+510-v.3.0, HW+520, HW+520-v.3.0, HW505, HW505-v.3.0, HW510, HW510-v.3.0, HW520, HW520-v.3.0, Mondo1, Mondo2, Mondo3WB, MondoTwin-1N, MondoTwin-3N, Novo2, Percolator45, Percolator75, RL118, RL411-1N, RL411-3N, TH10, TH20		




			
1			
GEV No.	359052	Ref. No.	6.005.001.034
description	indicator light ø 12mm 230V yellow		
For models:	HCM510-v.4.0, HCM510-v.5.0, HCM520-v.4.0, HCM520-v.5.0, HM505, HM505-v.2.0, HM505-v.3.0, HM510, HM510-v.2.0, HM510-v.3.0, HM520, HM520-v.2.0, HM520-v.3.0, HW+505, HW+505-v.3.0, HW+505-v.4.0, HW+510, HW+510-v.3.0, HW+510-v.4.0, HW+510-v.5.0, HW+520, HW+520-v.3.0, HW+520-v.4.0, HW+520-v.5.0, HW505, HW505-v.3.0, HW505-v.4.0, HW505-v.5.0, HW510, HW510-v.3.0, HW510-v.4.0, HW510-v.5.0, HW520, HW520-v.3.0, HW520-v.4.0, HW520-v.5.0, HWA50, HWA505, HWA510, HWA520, Mondo1, Mondo2, Mondo3WB, MondoTwin, MondoTwin-1N, MondoTwin-3N, Novo2, RL118, RL216, RL226...(Other models you can see in the webshop)		

			
2			
GEV No.	359057	Ref. No.	6.005.001.032
description	indicator light ø 12mm 24V red connection male faston 2.8mm		
For models:	AM112, AM112AT, HWA50, Mondo1, Mondo2, Mondo3WB, MondoTwin, MondoTwin-1N, MondoTwin-3N, RL118, RL216, RL226, RL411-1N, RL411-3N, TH10, TH20		


contactors

TELEMECANIQUE (Schneider Electric)

power contactors

			
1			
GEV No.	380969	Ref. No.	6.004.008.025
description	power contactor resistive load 20A 230VAC (AC3/400V) 9A/4kW main contacts 2NO/2NC connection screw connection type LC1K09008P7		
For models:	RL101-1N, RL102-1N, RL111-1N, RL112-1N, RL211-1N, RL221-1N, RL411-1N		

			
1			
GEV No.	380479	Ref. No.	6.004.008.014
description	power contactor resistive load 25A 230VAC (AC3/400V) 9A/4kW main contacts 3NO auxiliary contacts 1NO/1NC connection screw connection type LC1D09P7		
For models:	AM112, AM112AT, B20, B20HW, B20HW-5, HWA50, HWD30, RL102, RL102-1N, RL102-3N, RL112-1N, RL112-3N, RL212, VH10, VH20		

			
1			
GEV No.	380976	Ref. No.	6.004.008.015
description	power contactor resistive load 32A 230VAC (AC3/400V) 18A/7.5kW main contacts 3NO auxiliary contacts 1NO/1NC connection screw connection		
For models:	B40, VH40		


TRIPUS (Eichhoff)

small relay switches

			
1			
GEV No.	380121	Ref. No.	6.004.002.068
description	small relay switch 230V main contacts 3NO/1NC auxiliary contacts knob ø70mm (227-piece) connection Faston 6.3mm type E3250 resistive load 16A		
For models:	B10, B10HW, B10HW-5, B20HW, B20HW-5, B5, B5HW, B5HW-5, BFT321, BFT321AT, BFT322, GFA70, HWA60-D		

solid state relays

CRYDOM


			
1			
GEV No.	402644	Ref. No.	6.004.024.003
description	solid state relay CRYDOM 1 phase 25A 240V 3-32VDC L 58mm W 45mm male faston 6.3mm type CSW2425FGH-6997 3-32VDC		
For models:	BFT322, Bolero10, Bolero101, Bolero10-BS, Bolero10-F, Bolero10-MT, Bolero10-PA, Bolero10-v.1.0, Bolero10-v.2.0, Bolero11, Bolero111, Bolero11-BS, Bolero11-F, Bolero11-MT, Bolero11-PA, Bolero11-v.1.0, Bolero11-v.2.0, Bolero20, Bolero20-Maggi, Bolero21, Bolero211, Bolero22, BoleroXL-313, BoleroXL32, BoleroXL-323, BoleroXL32F, BoleroXL33, BoleroXL-333, BoleroXL42, BoleroXL-423, BoleroXL43, BoleroXL-433, FreshOne, FreshOne-Grinder		



relays

power relays


with bracket mounting




1

GEV No.	380815	Ref. No.	6.004.002.055
description	power relays 230VAC 16A 2NO connection male faston 6.3mm flange dimensions 36x38x68mm		
For models:	RL101, RL101-1N, RL101-3N, RL111, RL111-1N, RL111-3N, RL121-3N, RL211, RL211-1N, RL211-3N, RL212, RL212-1N, RL212-3N, RL214, RL214-1N, RL216, RL221, RL221-1N, RL221-3N, RL222-1N, RL222-3N, RL224-1N, RL224-3N		

with special fixing



1

GEV No.	380053	Ref. No.	6.004.002.064	
description	power relays 230VAC 16A with adapter 2-pole			
For models:	HWA20, HWA30-D, RL413-1N, RL413-3N, TH20, THA20			
spare parts for	380053			
	GEV No.	380318	Ref. No.	—
	power relays SCHRACK 230VAC 16A 2NO connection coded plug manuf. no. 0419 120301 00 2-pole			

miscellaneous




1

GEV No.	380929	Ref. No.	6.004.002.088
description	power relays 240V connection male faston 6.3mm 1NO 25A voltage DC 12V		
For models:	RLX141, RLX241, RLX4, RLX41, RLX585, RLX8, RLX85, RLX86		

transformers

encapsulated transformers

multiple connections




1

GEV No.	402638	Ref. No.	6.004.011.070
description	transformer primary 240V secondary 8-10V 40VA secondary 0.8-40A connection male faston 50/60Hz		
For models:	BFT321, BFT321AT, BFT322		

probes


producer-specific probes

probes




1

GEV No.	378508	Ref. No.	6203674000
description	temperature probe cable length 0.5m		
For models:	AM112, AM112AT, HWA50		



1


GEV No.	379500	Ref. No.	6.236.188.000
description	temperature probe NTC 1kOhm cable PVC probe -40 up to +110°C cable -10 up to 100°C connection male faston 2.8mm thread probe eye M3 cable length 0.3m		
For models:	B10, B10HW, B10HW-5, B20, B20HW, B20HW-5, B40, B5, B5HW, B5HW-5, Bolero10, Bolero101, Bolero10-BS, Bolero10-F, Bolero10-MT, Bolero10-PA, Bolero11, Bolero111, Bolero11-BS, Bolero11-F, Bolero11-MT, Bolero11-PA, Bolero20, Bolero20-Maggi, Bolero21, Bolero211, Bolero22, BoleroTurboXL-4L, BoleroXL-313, BoleroXL32, BoleroXL-323, BoleroXL32F, BoleroXL33, BoleroXL-333, BoleroXL42, BoleroXL-423, BoleroXL43, BoleroXL-433, Combino, DOS10, DOS20, DOS40, FreshMore-220, FreshMore-221, FreshMore-310, FreshMore-311, FreshOne, FreshOne-Grinder, HWA30-D, HWA40-1phase...(Other models you can see in the webshop)		



1


GEV No.	379241	Ref. No.	6.214.211.000
description	temperature probe NTC 900kOhm cable PVC probe -40 up to +110°C cable -10 up to 100°C connection coded plug thread probe eye M3 cable length 0.5m		
For models:	BFT321, BFT321AT, BFT322		





			
1			
GEV No.	379697	Ref. No.	6.000.236.017
description	temperature probe PTC cable probe -50 up to +150°C cable°C connection male faston 2.8mm thread 1/4" probe ø6.2x7mm cable lengthm		
For models:	B10HW, B20HW, B5HW, HWA20, RL101, RL101-1N, RL101-3N, RL111, RL111-1N, RL111-3N, RL121-1N, RL121-3N, RL211, RL211-1N, RL211-3N, RL212-1N, RL212-3N, RL221, RL221-1N, RL221-3N, RL222-1N, RL222-3N, RL413-1N, RL413-3N		

electronics


PCBs



			
1			
GEV No.	400615	Ref. No.	6.202.966.000
description	control PCB coffee machine Matic 2/3		
For models:	Chiller-v.2.0, Chiller-v.3.0, Chiller-v.4.0, Matic2, Matic2-KTS, Matic2WB, Matic3, Matic3-KTS, Matic3WB, MaticTwin-1N, MaticTwin-3N, MaticTwin-KTS-230V3N, MaticTwin-KTS-400V3N, THA10, THA10-KTS, THA20		

			
1			
GEV No.	400611	Ref. No.	6.301.714.000
description	display PCB with display		
For models:	Mondo1, Mondo2, Mondo2-KTS, Mondo3WB, MondoTwin-1N, MondoTwin-3N, MondoTwin-KTS-230V3N, MondoTwin-KTS-400V3N, TH10, TH10-KTS, TH20		

			
1			
GEV No.	400617	Ref. No.	6.202.998.000
description	keypad PCB		
For models:	RL121-3N, RL413-1N, RL413-3N		


			
1			
GEV No.	400625	Ref. No.	6.211.900.000
description	keypad PCB		
For models:	B10HW, B20HW, B5HW		

			
1			
GEV No.	402737	Ref. No.	6.214.112.000
description	keypad PCB BFT suitable for BONAMAT buttons 4		
For models:	BFT321, BFT321AT, BFT322		

			
1			
GEV No.	402642	Ref. No.	6.205.861.000
description	keypad PCB coffee machine B10 HW L 135mm W 110mm with display buttons 8		
For models:	B10, B10HW, B10HW-5, B20, B20HW, B20HW-5, B40, B5, B5HW, B5HW-5		
accessories for	402642		
		GEV No.	402646
		Ref. No.	6.205.862.001
	buttons strip W 107mm L 112mm buttons 8 edition since 2000		


			
1			
GEV No.	402648	Ref. No.	6.000.201.630
description	keypad PCB L 160mm W 100mm countries GB/IRL with housing buttons 1		
For models:	Iso		

			
1			
GEV No.	402641	Ref. No.	6.000.201.620
description	keypad PCB L 160mm W 100mm suitable for BONAMAT with housing buttons 2		
For models:	Iso, Novo		




1

GEV No.	402651	Ref. No.	6.101.161.000
description	keypad PCB L 165mm W 40mm with display buttons 5		
For models:	Matic, MaticTwin		




1

GEV No.	402653	Ref. No.	6.101.048.000
description	keypad PCB L 80mm W 65mm buttons 2		
For models:	Novo		




1

GEV No.	402650	Ref. No.	6.101.153.000
description	keypad PCB L 82mm W 65mm countries GB/IRL buttons 2		
For models:	Novo		




1

GEV No.	402688	Ref. No.	6.101.160.000
description	keypad PCB L 84mm W 39mm buttons 2		
For models:	Mondo, MondoTwin, TH		




1

GEV No.	400613	Ref. No.	6.202.623.000
description	keypad PCB MATIC		
For models:	AM112, AM112AT, Matic2, Matic2WB, Matic3, MaticTwin, MaticTwin-1N, MaticTwin-3N, RL101, RL101-1N, RL101-3N, RL102, RL102-1N, RL102-3N, RL111, RL111-1N, RL111-3N, RL112-1N, RL112-3N, RL211, RL211-1N, RL211-3N, RL212, RL212-1N, RL212-3N, RL214, RL214-1N, THA10, THA20		




1

GEV No.	402741	Ref. No.	6.213.501.000
description	keypad PCB RLX suitable for BONAMAT buttons 2		
For models:	RLX131, RLX141, RLX231, RLX241, RLX3, RLX31, RLX4, RLX41, RLX5, RLX55, RLX575, RLX585, RLX6, RLX676, RLX75, RLX76, RLX8, RLX85, RLX86		




1

GEV No.	402686	Ref. No.	6.101.162.000
description	keypad PCB THA L 165mm W 38mm with display buttons 5		
For models:	THA		




1

GEV No.	402735	Ref. No.	6.211.990.000
description	keypad unit black/yellow/red buttons 5 type B5-B40 Computronic		
For models:	B10, B20, B40, B5		




1

GEV No.	400610	Ref. No.	6.301.106.000 6.301.713.000
description	net board coffee machine Mondo 1/2/3 model MONDO TH10 since year of construction 1996		
For models:	Mondo1, Mondo2, Mondo2-KTS, Mondo3WB, MondoTwin, MondoTwin-1N, MondoTwin-3N, MondoTwin-KTS-230V3N, MondoTwin-KTS-400V3N, RL118, RL216, RL226, RL411-1N, RL411-3N, TH10, TH10-KTS, TH20		




1

GEV No.	400614	Ref. No.	6.202.970.000
description	PCB		
For models:	Matic2, Matic2WB, Matic3, Matic3WB, MaticTwin-1N, MaticTwin-3N, RL121-3N		


1

GEV No.	400621	Ref. No.	6.256.184.000
description	PCB		
For models:	HWD30, RL102, RL102-3N, RL112-1N, RL112-3N, RL212, RL222		




1

GEV No.	401830	Ref. No.	6.236.232.000
description	PCB		
For models:	B10HW, B20HW, B5HW, HWA20, RL101-1N, RL101-3N, RL111-1N, RL111-3N, RL121-1N, RL121-3N, RL211-1N, RL211-3N, RL212-1N, RL212-3N, RL221-1N, RL221-3N, RL222-1N, RL222-3N, RL413-1N, RL413-3N		




1

GEV No.	402740	Ref. No.	6.213.495.000
description	PCB		
For models:	RLX131, RLX141, RLX231, RLX241, RLX31, RLX41		




1

GEV No.	402760	Ref. No.	6.214.236.000
description	PCB for BONAMAT for BFT321-001		
For models:	BFT321		




1

GEV No.	402798	Ref. No.	6.214.190.000
description	PCB for BONAMAT for BFT321-011		
For models:	BFT321AT		




1

GEV No.	402742	Ref. No.	6.284.133.000
description	PCB for BONAMAT for HWA		
For models:	AM112, AM112AT, HWA50		



1

GEV No.	402758	Ref. No.	6.256.207.000
description	PCB for BONAMAT for RLX		
For models:	RLX141, RLX241, RLX4, RLX41, RLX585, RLX8, RLX85, RLX86		



1

GEV No.	402759	Ref. No.	6.213.504.000
description	PCB for BONAMAT for RLX		
For models:	RLX5, RLX55, RLX575, RLX585, RLX6, RLX676, RLX75, RLX76, RLX85, RLX86		



1

GEV No.	402697	Ref. No.	6.301.719.000
description	PCB L 110mm W 60mm countries GB/IRL 240V		
For models:	Mondo1, Mondo2, Mondo3WB, MondoTwin-1N, MondoTwin-3N, TH10, TH20		



1

GEV No.	402830	Ref. No.	6.236.264.000
description	PCB L 140mm W 70mm 240V		
For models:	RLX131, RLX231, RLX3, RLX31, RLX575, RLX676, RLX75, RLX76		




1

GEV No.	402652	Ref. No.	6.101.047.000
description	PCB L 120mm W 65mm 230V		
For models:	Matic, MaticTwin, Mondo, MondoTwin, TH, THA		



1

GEV No.	402639	Ref. No.	6.205.774.000
description	PCB L 155mm W 100mm 240V for B 10 HW		
For models:	B10HW		



1

GEV No.	402689	Ref. No.	6.101.151.000
description	PCB L 120mm W 65mm countries UK 230V		
For models:	Matic, MaticTwin, Mondo, MondoTwin, TH, THA		



1

GEV No.	402649	Ref. No.	6.206.542.000
description	PCB L 155mm W 100mm 240V for B 20 HW		
For models:	B20HW		



1

GEV No.	402640	Ref. No.	6.205.873.000
description	PCB L 130mm W 125mm edition since 11/2000 240V for BONAMAT		
For models:	B10, B20, B40, B5		




1

GEV No.	402743	Ref. No.	6.236.191.000
description	PCB L 155mm W 100mm for BONAMAT for HWA for model 30-D/60-D		
For models:	HWA30-D, HWA60-D		




1

GEV No.	402696	Ref. No.	6.000.201.671
description	PCB L 160mm W 100mm countries GB/IRL 60V with housing		
For models:	Novo		




1

GEV No.	402643	Ref. No.	6.205.874.000
description	PCB L 160mm W 125mm edition since 11/2000 240V for BONAMAT		
For models:	B10HW, B20HW, B5HW		




1

GEV No.	402799	Ref. No.	6.214.237.000
description	PCB L 160mm W 130mm for BONAMAT for BFT322-001		
For models:	BFT322		



1

GEV No.	400616	Ref. No.	6.402.061.000
description	PCB suitable for BONAMAT		
For models:	RL413-1N, RL413-3N, THA10, THA20		



1


GEV No.	402744	Ref. No.	6.228.019.000
description	PCB suitable for BONAMAT buttons 2 for HWA		
For models:	HWA30-D, HWA60-D, KMD		

programming device




1

GEV No.	402736	Ref. No.	6.000.214.014
description	programmer for coffee machine suitable for BONAMAT BFT321-001		
For models:	BFT321		



1


GEV No.	402796	Ref. No.	6.000.214.028
description	programmer for coffee machine suitable for BONAMAT BFT321-011		
For models:	BFT321AT		



1


GEV No.	402797	Ref. No.	6.000.214.027
description	programmer for coffee machine suitable for BONAMAT BFT322-001		
For models:	BFT322		

keypads
front foils




1


GEV No.	402746	Ref. No.	6.200.113.202
description	front foil suitable for BONAMAT for RLX for model 2 L 73mm W 55mm		


GEV No.	402747	Ref. No.	6.200.113.203
description	keypad foil suitable for BONAMAT L 74mm W 55mm buttons 2 for model 3		
For models:	RLX131, RLX231, RLX3, RLX31		




GEV No.	531116	Ref. No.	6.200.113.204
description	keypad foil suitable for BONAMAT L 74mm W 55mm buttons 2 for model 4		
For models:	RLX141, RLX241, RLX4, RLX41		




GEV No.	531058	Ref. No.	6.200.113.205
description	keypad foil suitable for BONAMAT L 74mm W 55mm buttons 2 for model 5		
For models:	RLX5, RLX55, RLX575, RLX585, RLX75, RLX85		




GEV No.	531059	Ref. No.	6.200.113.206
description	keypad foil suitable for BONAMAT L 74mm W 55mm buttons 2 for model 6		
For models:	RLX6, RLX676, RLX76, RLX86		



GEV No.	531115	Ref. No.	6.200.113.207
description	keypad foil suitable for BONAMAT L 74mm W 55mm buttons 2 for model 7		
For models:	RLX575, RLX676, RLX75, RLX76		




GEV No.	531117	Ref. No.	6.200.113.208
description	keypad foil suitable for BONAMAT L 74mm W 55mm buttons 2 for model 8		
For models:	RLX585, RLX8, RLX85, RLX86		




GEV No.	402745	Ref. No.	6.200.113.201
description	keypad foil suitable for BONAMAT L 74mm W 55mm for model 1		
For models:	RLX131, RLX141, RLX231, RLX241, RLX31, RLX41		

keypad units



GEV No.	400622	Ref. No.	6.211.471.000 6.211.916.000
description	keypad unit		
For models:	B10, B20, B40, B5, VHG10, VHG20, VHG40		

accessories




GEV No.	402646	Ref. No.	6.205.862.001
description	buttons strip W 107mm L 112mm buttons 8 edition since 2000		
For models:	B10, B10HW, B10HW-5, B20, B20HW, B20HW-5, B40, B5, B5HW, B5HW-5		

solenoid valves


solenoid valves (water)


ELBI





GEV No.	373004	Ref. No.	6.016.001.019
description	solenoid valve single straight 230VAC inlet 3/4" outlet 11.5mm output 0.5l/min ELBI flow regulating valve outlet red		
For models:	HWA30-D, HWD30, RLX3, RLX4		





			
1			
GEV No.	373002	Ref. No.	6.016.001.045
description	solenoid valve single straight 230VAC inlet 3/4" outlet 11.5mm output 1.2l/min duty cycle 100% ELBI 329 flow regulating valve outlet white		
For models:	HWA60-D		

			
1			
GEV No.	370597	Ref. No.	6.016.001.077
description	solenoid valve double straight 230VAC inlet 3/4" outlet 11.5mm ELBI plastic output A 2l/min output B 2.5l/min flow regulating valve outlet A white flow regulating valve outlet B orange		
For models:	B10HW-5, B20HW-5, B5HW-5		

			
1			
GEV No.	370184	Ref. No.	6.016.001.033
description	solenoid valve double straight 230VAC inlet 3/4" outlet 11.5mm t. max. 90°C ELBI plastic flow regulating valve inlet white output A 2.5l/min output B 0.5l/min flow regulating valve outlet A orange		
For models:	B10HW, B20HW, B5HW		

			
1			
GEV No.	370181	Ref. No.	6.016.001.022 6.016.001.036
description	solenoid valve double straight 230VAC inlet 3/4" outlet 11.5mm t.max. 90°C ELBI plastic output A 2.5l/min output B 2.5l/min flow regulating valve outlet A orange flow regulating valve outlet B orange		
For models:	AM112, AM112AT, Matic, MaticTwin, MaticTwin-1N, MaticTwin-3N, MaticTwin-KTS-230V3N, MaticTwin-KTS-400V3N, RL101, RL101-1N, RL101-3N, RL111, RL111-1N, RL111-3N, RL211-1N, RL211-3N, RL224, RL224-1N, RL224-3N, RL413-1N, RL413-3N, RLX55		

			
1			
GEV No.	370182	Ref. No.	6.016.001.028
description	solenoid valve triple straight 230VAC inlet 3/4" outlet 11.5mm t.max. 90°C ELBI plastic flow regulating valve inlet white output A 2.5l/min output B 2.5l/min output C 2.5l/min flow regulating valve outlet A orange flow regulating valve outlet B orange flow regulating valve outlet C orange		
For models:	RL121-3N, RL211, RL221, RL221-1N, RL221-3N		


			
1			
GEV No.	370185	Ref. No.	6.016.001.027
description	solenoid valve triple straight 230VAC inlet 3/4" outlet 11.5mm t.max. 90°C ELBI plastic output A 2.5l/min output B 0.5l/min output C 2.5l/min flow regulating valve outlet A orange flow regulating valve outlet B red flow regulating valve outlet C orange		
For models:	BFT321, BFT321AT, BFT322, RL222, RL222-1N, RL222-3N, RLX131, RLX575, RLX585, RLX676		


ROBERTSHAW/INVENSYS


medium temperature: 90°C 90°C 60°C
 ambient temperature: 60°C 25°C 60°C
 duty cycle: 40% 100% 100%


solenoid valves with reducers








single














			
1			
GEV No.	373003	Ref. No.	6.016.001.017
description	solenoid valve single straight 230VAC inlet 3/4" outlet 11.5mm EATON (INVENSYS) flow regulating valve inlet dark brown		
For models:	B10, B20, B5, HWA50, RL214, RL214-1N, RLX5, THA10, VHG3		


			
1			
GEV No.	371140	Ref. No.	6.016.001.078
description	solenoid valve single straight 230VAC inlet 3/4" outlet 11.5mm input 9l/min EATON (INVENSYS)		
For models:	B40		

			
1			
GEV No.	370180	Ref. No.	6.016.001.035
description	solenoid valve single straight 230VAC inlet 3/4" outlet 11.5mm output 2.5l/min plastic		
For models:	HWA20, Matic2, Matic2-KTS, Matic2WB, Matic3, Matic3-KTS, Matic3WB, THA, THA10, THA10-KTS, THA20		

2-fold			
			
1			
GEV No.	370183	Ref. No.	6.016.001.026
description	solenoid valve double straight 230VAC inlet 3/4" outlet 11.5mm t.max. 90°C EATON (INVENSYS) plastic output A 0.5l/min output B 2.5l/min flow regulating valve outlet A yellow flow regulating valve outlet B dark brown		
For models:	B10HW, B20HW, B5HW, RL102, RL102-1N, RL102-3N, RL112-1N, RL112-3N, RL212, RL212-1N, RL212-3N, RLX231, RLX241, RLX31, RLX41, RLX75, RLX76, RLX85		

TP			
			
1			
GEV No.	370017	Ref. No.	6.016.001.001
description	solenoid valve single straight 230VAC inlet 3/4" outlet 11.5mm DN10 TP p max 10bar		
For models:	B10, B20, B40, B5, Chiller-v.1.0, GFA70, HW+505, HW+505-v.3.0, HW+505-v.4.0, HW+510, HW+510-v.3.0, HW+510-v.4.0, HW+510-v.5.0, HW+520, HW+520-v.3.0, HW+520-v.4.0, HW+520-v.5.0, VHG10, VHG20, VHG40		
spare parts for	370017		
	GEV No.	371013	Ref. No. —
solenoid coil TP 230VAC 50/60Hz			
accessories for	370017		
	GEV No.	371220	Ref. No. —
reducer TP flow rate 3l/min red tolerance ±15%			
	GEV No.	371221	Ref. No. —
reducer TP flow rate 5.5l/min yellow tolerance ±15%			
	GEV No.	371222	Ref. No. —
reducer TP flow rate 6l/min grey tolerance ±15%			
	GEV No.	371223	Ref. No. —
reducer TP flow rate 10l/min white tolerance ±15%			
	GEV No.	371224	Ref. No. —
reducer TP flow rate 12l/min bronze tolerance ±15%			

accessories for	370017		
	GEV No.	371225	Ref. No. —
reducer TP flow rate 16l/min light brown tolerance ±15%			
	GEV No.	371226	Ref. No. —
reducer TP flow rate 20l/min red tolerance ±15%			
	GEV No.	371230	Ref. No. —
reducer TP flow rate 0.25l/min red tolerance ±25%			
	GEV No.	371231	Ref. No. —
reducer TP flow rate 0.35l/min violet tolerance ±25%			
	GEV No.	371232	Ref. No. —
reducer TP flow rate 0.5l/min orange tolerance ±25%			
	GEV No.	371233	Ref. No. —
reducer TP flow rate 0.8l/min white tolerance ±25%			
	GEV No.	371234	Ref. No. —
reducer TP flow rate 1l/min light blue tolerance ±25%			
	GEV No.	371235	Ref. No. —
reducer TP flow rate 1.2l/min brown tolerance ±25%			
	GEV No.	371236	Ref. No. —
reducer TP flow rate 1.5l/min light brown tolerance ±25%			
	GEV No.	371237	Ref. No. —
reducer TP flow rate 2.5l/min yellow tolerance ±25%			
	GEV No.	371238	Ref. No. —
reducer TP flow rate 3.4l/min dark green tolerance ±25%			
	GEV No.	371239	Ref. No. —
reducer TP flow rate 5l/min black tolerance ±25%			
	GEV No.	371240	Ref. No. —
reducer TP flow rate 8l/min blue tolerance ±20%			

metal			
M&M			
2-way			
miscellaneous			
			
1			
GEV No.	370610	Ref. No.	6.016.001.047
description	solenoid valve brass 230VAC inlet 1/4" M&M coil type 2700 p max 0.2bar p min 0bar 230V outlet 10/6mm		
For models:	AM112AT, BFT321AT, DOS10, DOS20, DOS40, HWA30-D, HWA60-D		



solenoid valves (various)



GEV No.	370607	Ref. No.	6.016.001.073
description	solenoid valve inlet 4mm outlet 4mm 3-way M&M coil type 2700 p max 10bar 230V brass NC inlet 4mm		
For models:	BFT321, BFT321AT, BFT322		



GEV No.	402756	Ref. No.	6.205.856.000
description	level electrode probe L 120mm suitable for BONAMAT for B5 HW, B10 HW, B20 HW edition since 2000		
For models:	B10, B10HW, B10HW-5, B20, B20HW, B20HW-5, B40, B5, B5HW, B5HW-5		

pressure switches

for coffee machines

ø 45mm



GEV No.	541100	Ref. No.	6.016.015.005
description	pressure control ø 45mm triggering pressure 0.5bar reset pressure 0.3bar pressure range 0.3/0.5bar pressure connection vertical coffee machine parts connection 6mm suitable for BONAMAT pressure connection 6mm		
For models:	HWD30, RL102, RL102-1N, RL102-3N, RL112-1N, RL112-3N, RL212, RL222		




GEV No.	402757	Ref. No.	6.205.855.000
description	level electrode probe L 120mm suitable for BONAMAT for B5, B10, B20, B40 +HW edition since 2000		
For models:	B10, B10HW, B10HW-5, B20, B20HW, B20HW-5, B40, B5, B5HW, B5HW-5		


electrodes



GEV No.	402754	Ref. No.	6.205.610.000
description	level electrode probe L 107mm suitable for BONAMAT for B10 HW edition before 2000		
For models:	B10HW		




GEV No.	402738	Ref. No.	6.206.453.000
description	level electrode probe L 125mm suitable for BONAMAT for BFT		
For models:	B20HW		




GEV No.	402876	Ref. No.	6.000.210.130
description	level electrode probe L 130mm ø 3mm suitable for BONAMAT for B20/B40		
For models:	B20, B40		





			
1			
GEV No.	402752	Ref. No.	6.205.611.000
description	level electrode probe L 50mm suitable for BONAMAT for B HW edition before 2000		
For models:	B10HW, B20HW, B5HW		


			
1			
GEV No.	402751	Ref. No.	6.000.211.363
description	level electrode probe L 70mm suitable for BONAMAT for B5 edition before 2000		
For models:	B5		


			
1			
GEV No.	402753	Ref. No.	6.211.953.000
description	level electrode probe L 96mm suitable for BONAMAT for B5 HW edition before 2000		
For models:	B5HW		

			
1			
GEV No.	525854	Ref. No.	6.000.214.022
description	level electrode suitable for BONAMAT for BFT		
For models:	BFT321AT, DOS10, DOS20, DOS40		

			
1			
GEV No.	525855	Ref. No.	6.000.214.001
description	level electrode suitable for BONAMAT for BFT		
For models:	BFT321, BFT322		

			
1			
GEV No.	402645	Ref. No.	6.214.096.000
description	level electrode total length 130mm probe L 92mm insulated probe length 22mm connection \varnothing 2.5x11mm \varnothing 2.5mm		
For models:	BFT322, RLX141, RLX241, RLX4, RLX41, RLX585, RLX8, RLX85, RLX86		

			
1			
GEV No.	402755	Ref. No.	6.000.236.018 6.000.236.060 6.236.009.001
description	level electrode total length 67mm probe L 40mm insulated probe length 23mm		
For models:	B10HW, B20HW, B5HW, HWA20, RL101, RL101-1N, RL101-3N, RL111, RL111-1N, RL111-3N, RL121-1N, RL121-3N, RL211, RL211-1N, RL211-3N, RL212-1N, RL212-3N, RL221, RL221-1N, RL221-3N, RL222-1N, RL222-3N, RL413-1N, RL413-3N		

			
1			
GEV No.	402647	Ref. No.	6.000.201.496
description	level electrode with holder total length 85mm		
For models:	HWA30-D, HWA60-D, Mondo1, Mondo2, Mondo3WB, MondoTwin, MondoTwin-1N, MondoTwin-3N, Novo2, RL118, RL216, RL226, RL411-1N, RL411-3N, TH10, TH20		

flow meters and flow sensors

flow meters


miscellaneous

			
1			
GEV No.	402739	Ref. No.	6.016.024.001
description	flow meter hose \varnothing 10.5mm plastic approval NSF nominal- \varnothing 2.5mm flow rate 5l/min		
For models:	BFT321, BFT321AT, BFT322		



motors

motors

			
1			
GEV No.	501382	Ref. No.	6.000.242.026
description	agitator motor magnetic 220/240V 50Hz CROUZET 16.7W suitable for BONAMAT for HCM		
For models:	HCM510, HCM510-v.4.0, HCM510-v.5.0, HCM520, HCM520-v.4.0, HCM520-v.5.0		

pumps

miscellaneous

pumps

			
1			
GEV No.	501381	Ref. No.	6.023.004.014
description	pump 33W 230V 60Hz inlet ø 14mm outlet ø 14mm L 130mm		
For models:	BFT321AT, DOS10, DOS20, DOS40		

fuses

fine fuses

fine fuse holders

			
1			
GEV No.	358852	Ref. No.	6.005.012.008
description	fuse holder suitable fuse ø6.3x32mm ø 16mm 1-pole 16A rated 250V L 52mm connection male faston 4.8mm/6.3mm		
For models:	B10, B10HW, B10HW-5, B20, B20HW, B20HW-5, B40, B5, B5HW, B5HW-5, GFA70, VHG20, VHG40		


electric accessories


plugs - couplings - power sockets


protective contact power sockets


producer-specific power sockets


BONAMAT

			
1			
GEV No.	551053	Ref. No.	6.205.865.000
description	frame with lid for power socket mounting pos. left anthracite		
For models:	B10, B10HW, B10HW-5, B20, B20HW, B20HW-5, B40, B5, B5HW, B5HW-5		

			
1			
GEV No.	551052	Ref. No.	6.205.864.000
description	frame with lid for power socket mounting pos. right anthracite		
For models:	B10, B10HW, B10HW-5, B20, B20HW, B20HW-5, B40, B5, B5HW, B5HW-5		

 <p>Image not available</p>			
1			
GEV No.	551055	Ref. No.	6.006.005.053
description	power socket max. 10A with screw clamps countries CH 240V 1 phase L/N/PE		
For models:	B10, B10HW, B20, B20HW, B40, B5, B5HW		

			
1			
GEV No.	551042	Ref. No.	N/A
description	power socket max. 13A countries GB 240V 1 phase L/N/PE		

 <p>Image not available</p>			
1			
GEV No.	551056	Ref. No.	6.006.005.054
description	power socket max. 13A countries GB 240V 1 phase L/N/PE		
For models:	B10, B10HW, B20, B20HW, B40, B5, B5HW		



GEV No.	551054	Ref. No.	6.006.005.051
description	power socket max. 16A with screw clamps countries F/B 240V 1 phase L/N/PE		
For models:	B10, B10HW, B20, B20HW, B40, B5, B5HW, GFA70		



GEV No.	551044	Ref. No.	6.006.005.100
description	power socket protective contact socket max. 16A countries DE 240V mounting ø 45mm 1 phase L/N/PE		
For models:	B10, B10HW, B10HW-5, B20, B20HW, B20HW-5, B40, B5, B5HW, B5HW-5		



GEV No.	551035	Ref. No.	6.006.005.050
description	power socket with lid max. 16A countries DE 240V H 60mm mounting ø 45mm W 60mm 1 phase L/N/PE		
For models:	B10, B10HW, B20, B20HW, B40, B5, B5HW, GFA70, VH10, VH20, VH3, VH40		

terminals

connection terminals with screw/faston connections



GEV No.	551026	Ref. No.	6.002.019.150
description	connection terminal 5-pole max. 16A max 400V connection ø2.5mm ² / F6.3 temp.-resist. 150°C cross section 2.5mm ²		
For models:	Matic, MaticTwin, MondoTwin, RL101-1N, RL101-3N, RL102-1N, RL102-3N, RL111, RL111-1N, RL111-3N, RL112-1N, RL112-3N, RL121-3N, RL211, RL211-1N, RL211-3N, RL212, RL212-1N, RL212-3N, RL221-1N, RL221-3N, RL222-1N, RL222-3N, RL226		



GEV No.	550110	Ref. No.	6.002.019.160
description	power terminal block 5-pole max. 40A max 250V connection M6/ male faston 6.3mm temp.-resist. 130°C		
For models:	B10, B10HW, B10HW-5, B20, B20HW, B20HW-5, B40, B5, B5HW, B5HW-5, BFT321, BFT321AT, BFT322, HWA50, HWA60-D, HWA70-3phases, MaticTwin-KTS-230V3N, MaticTwin-KTS-400V3N, MondoTwin-3N, MondoTwin-KTS-400V3N, RL101-1N, RL102-1N, RL102-3N, RL111-1N, RL111-3N, RL112-1N, RL112-3N, RL121-3N, RL211-1N, RL211-3N, RL212-1N, RL212-3N, RL221-1N, RL221-3N, RL222-1N, RL222-3N, RLX131, RLX231, RLX241, RLX3, RLX31, RLX4, RLX41, RLX5, RLX55, RLX575, RLX585, RLX676, RLX75, RLX76...(Other models you can see in the webshop)		

connection terminals with strain relief




GEV No.	551029	Ref. No.	6.006.001.101
description	power terminal block 3-pole max 400V max. 16A cable ø 10.5mm cross section 2.5mm ² 1 phase connection male faston 6.3mm/screw connection with strain relief		
For models:	B10, B10HW, B10HW-5, B20, B20HW, B20HW-5, B40, B5, B5HW, B5HW-5, Bolero10, Bolero101, Bolero10-BS, Bolero10-F, Bolero10-MT, Bolero10-PA, Bolero11, Bolero111, Bolero11-BS, Bolero11-F, Bolero11-MT, Bolero11-PA, Bolero20, Bolero20-Maggi, Bolero21, Bolero211, Bolero22, BoleroTurboXL-302-10L, BoleroTurboXL-303, BoleroTurboXL-322-10L, BoleroTurboXL-403, BoleroTurboXL-4L, BoleroXL-313, BoleroXL32, BoleroXL-323, BoleroXL32F, BoleroXL33, BoleroXL-333, BoleroXL42, BoleroXL-423, BoleroXL43, BoleroXL-433, CB3, CB6, Chiller-v.2.0, Chiller-v.3.0, Chiller-v.4.0, Combino, DOS10, DOS20...(Other models you can see in the webshop)		



GEV No.	551037	Ref. No.	6.006.001.105 6.006.001.108
description	power terminal block 3-pole max 400V max. 16A cable ø 8.5mm cross section 2.5mm ² 1 phase connection male faston 6.3mm		
For models:	HCM510, HCM510-v.4.0, HCM510-v.5.0, HCM520, HCM520-v.4.0, HCM520-v.5.0, HM505, HM505-v.2.0, HM505-v.3.0, HM510, HM510-v.2.0, HM510-v.3.0, HM520, HM520-v.2.0, HM520-v.3.0, HW505, HW510, HW520, HWA505, HWA510, HWA520, KMD, TH10, TH10-KTS, TH20, THA10, THA10-KTS, THA20		



			
1			
GEV No.	551036	Ref. No.	6.006.001.102
description	power terminal block 5-pole max 400V max. 16A cable ø 12.5mm 3 phase connection male faston 6.3mm		
For models:	BoleroTurbo, BoleroTurboXL, MaticTwin, MaticTwin-3N, MondoTwin-3N, MondoTwin-KTS-230V3N		


equipment-specific units

for espresso machines

boilers


gaskets

unperforated

			
1			
GEV No.	417331	Ref. No.	6.011.001.118
description	boiler gasket D1 ø 180mm D2 ø 175mm thickness 5mm Viton suitable for BONAMAT		
For models:	HWD30, RL102-1N, RL102-3N, RL112-1N, RL112-3N		


level glasses


adapters


			
1			
GEV No.	527075	Ref. No.	6.015.001.204
description	screw muff mounting pos. lower equiv. no. 6015001204		
For models:	HCM510, HCM510-v.4.0, HCM510-v.5.0, HCM520, HCM520-v.4.0, HCM520-v.5.0, HM505, HM505-v.2.0, HM505-v.3.0, HM510, HM510-v.2.0, HM510-v.3.0, HM520, HM520-v.2.0, HM520-v.3.0, HW+505, HW+505-v.3.0, HW+505-v.4.0, HW+510, HW+510-v.3.0, HW+510-v.4.0, HW+520, HW+520-v.3.0, HW+520-v.4.0, HW505, HW505-v.3.0, HW505-v.4.0, HW510, HW510-v.3.0, HW510-v.4.0, HW520, HW520-v.3.0, HW520-v.4.0, HWA505, HWA510, HWA520, RL211, RL211-1N, RL211-3N, RL212, RL212-1N, RL212-3N, RL214, RL214-1N, RL216, RL221, RL221-1N, RL221-3N, RL222, RL222-1N... (Other models you can see in the webshop)		

level glasses


gaskets

			
1			
GEV No.	527078	Ref. No.	6.015.001.012
description	gasket rubber equiv. no. 6015001012 mounting pos. lower		
For models:	AM112, GFA70, HWA50, HWD30, RL101, RL101-1N, RL101-3N, RL102, RL102-1N, RL102-3N, RL111, RL111-1N, RL111-3N, RL112-1N, RL112-3N, RL118, RL121-1N, RL121-3N, RL211, RL211-1N, RL211-3N, RL212, RL212-1N, RL212-3N, RL221, RL221-1N, RL221-3N, RL222, RL222-1N, RL222-3N, RL411-1N, RL411-3N, RL413-1N, RL413-3N, RLX141, RLX241, RLX4, RLX41, RLX585, RLX8, RLX85, RLX86, VH10, VH20, VH3, VH4, VH40, VH40-DOS-20L, VH40-DOS-40L		


			
1			
GEV No.	527074	Ref. No.	6.015.001.205
description	gasket rubber equiv. no. 6015001205 mounting pos. lower		
For models:	HCM510, HCM510-v.4.0, HCM510-v.5.0, HCM520, HCM520-v.4.0, HCM520-v.5.0, HM505, HM505-v.2.0, HM505-v.3.0, HM510, HM510-v.2.0, HM510-v.3.0, HM520, HM520-v.2.0, HM520-v.3.0, HW+505, HW+505-v.3.0, HW+505-v.4.0, HW+510, HW+510-v.3.0, HW+510-v.4.0, HW+520, HW+520-v.3.0, HW+520-v.4.0, HW505, HW505-v.3.0, HW505-v.4.0, HW510, HW510-v.3.0, HW510-v.4.0, HW520, HW520-v.3.0, HW520-v.4.0, HWA505, HWA510, HWA520, RL211, RL211-1N, RL211-3N, RL212, RL212-1N, RL212-3N, RL214, RL214-1N, RL216, RL221, RL221-1N, RL221-3N, RL222, RL222-1N... (Other models you can see in the webshop)		


			
1			
GEV No.	527073	Ref. No.	6.015.001.209
description	gasket rubber equiv. no. 6015001209 mounting pos. upper		
For models:	HCM510, HCM510-v.4.0, HCM510-v.5.0, HCM520, HCM520-v.4.0, HCM520-v.5.0, HM505, HM505-v.2.0, HM505-v.3.0, HM510, HM510-v.2.0, HM510-v.3.0, HM520, HM520-v.2.0, HM520-v.3.0, HW+505, HW+505-v.3.0, HW+505-v.4.0, HW+510, HW+510-v.3.0, HW+510-v.4.0, HW+520, HW+520-v.3.0, HW+520-v.4.0, HW505, HW505-v.3.0, HW505-v.4.0, HW510, HW510-v.3.0, HW510-v.4.0, HW520, HW520-v.3.0, HW520-v.4.0, HWA505, HWA510, HWA520, RL211, RL211-1N, RL211-3N, RL212, RL212-1N, RL212-3N, RL214, RL214-1N, RL216, RL221, RL221-1N, RL221-3N, RL222, RL222-1N... (Other models you can see in the webshop)		

level glass pipes

			
1			
GEV No.	527381	Ref. No.	6.242.193.001
description	water level tube ø 12/9mm H 257mm since year of construction 2000 VH10		
For models:	B10, B10HW, B10HW-5, HW+510-v.5.0, HW510-v.5.0, VH10, VH10T		

screw caps

			
1			
GEV No.	527072	Ref. No.	6.015.001.210
description	screw cap		
For models:	HCM510, HCM510-v.4.0, HCM510-v.5.0, HCM520, HCM520-v.4.0, HCM520-v.5.0, HM505, HM505-v.2.0, HM505-v.3.0, HM510, HM510-v.2.0, HM510-v.3.0, HM520, HM520-v.2.0, HM520-v.3.0, HW+505, HW+505-v.3.0, HW+505-v.4.0, HW+510, HW+510-v.3.0, HW+510-v.4.0, HW+520, HW+520-v.3.0, HW+520-v.4.0, HW505, HW505-v.3.0, HW505-v.4.0, HW510, HW510-v.3.0, HW510-v.4.0, HW520, HW520-v.3.0, HW520-v.4.0, HWA505, HWA510, HWA520, RL211, RL211-1N, RL211-3N, RL212, RL212-1N, RL212-3N, RL214, RL214-1N, RL216, RL221, RL221-1N, RL221-3N, RL222, RL222-1N... (Other models you can see in the webshop)		


			
1			
GEV No.	527076	Ref. No.	6.015.001.010
description	screw cap		
For models:	AM112, AM112AT, B10, B10HW, B20, B20HW, B40, B5, B5HW, VHG10, VHG10T, VHG20, VHG20T, VHG3, VHG40, VHG40T, VHG5, VHG5T, VHGDOS-20L, VHGDOS-40L		


for pour machines
coffee pots


			
1			
GEV No.	960070	Ref. No.	7.170.400.101 7.170.401.101 7.170.602.101
description	coffee pot 1.7l glas suitable for BONAMAT		

coffee filters
paper filters
basket filters


			
1			
GEV No.	960101	Ref. No.	7.150.111.301
description	paper filter for coffee makers D1 ø 100mm D2 ø 320mm Qty 500 pcs		


			
1			
GEV No.	960105	Ref. No.	7.150.102.301
description	paper filter for coffee makers D1 ø 110mm D2 ø 360mm Qty 500 pcs		


			
1			
GEV No.	960102	Ref. No.	7.150.103.301
description	paper filter for coffee makers D1 ø 150mm D2 ø 435mm Qty 500 pcs		

			
1			
GEV No.	960103	Ref. No.	7.150.104.301
description	paper filter for coffee makers D1 ø 175mm D2 ø 525mm Qty 500 pcs		

			
1			
GEV No.	960104	Ref. No.	7.150.105.301
description	paper filter for coffee makers D1 ø 280mm D2 ø 635mm Qty 500 pcs		


			
1			
GEV No.	960100	Ref. No.	7.150.101.101 7.150.101.103
description	paper filter for coffee makers D1 ø 90mm D2 ø 250mm Qty 1000 pcs		

			
1			
GEV No.	960022	Ref. No.	7.150.502.301
description	paper filter ø 144mm Qty 250 pcs for B3 suitable for BONAMAT		


1

GEV No.	960023	Ref. No.	7.150.503.301
description	paper filter ø 172mm Qty 250 pcs for B5 suitable for BONAMAT		




1

GEV No.	960024	Ref. No.	7.150.507.301
description	paper filter ø 244mm Qty 250 pcs for B 10 suitable for BONAMAT		



1

GEV No.	960025	Ref. No.	7.150.505.301
description	paper filter ø 330mm Qty 250 pcs for B 20 suitable for BONAMAT		




1

GEV No.	960026	Ref. No.	7.150.508.301
description	paper filter ø 400mm Qty 250 pcs for B 40 suitable for BONAMAT		

filter pans

filter pans

BONAMAT



1

GEV No.	960082	Ref. No.	7.090.802.201
description	filter pan plastic ED ø 174mm int. ø 1 156mm int. ø 2 90mm H 100mm filter no. 960100 suitable for BONAMAT		



1


GEV No.	960072	Ref. No.	7.090.101.101
description	filter pan stainless steel W 175mm D 175mm H 95mm filter no. 960100 suitable for BONAMAT		

accessories for 960072

GEV No.	960071	Ref. No.	7.091.600.101
----------------	--------	-----------------	---------------




spring



GEV No.	960100	Ref. No.	7.150.101.101 7.150.101.103
----------------	--------	-----------------	--------------------------------

paper filter for coffee makers D1 ø 90mm D2 ø 250mm Qty 1000 pcs

accessories




1

GEV No.	960071	Ref. No.	7.091.600.101
----------------	--------	-----------------	---------------

description spring

drain taps

drain taps



1

GEV No.	527053	Ref. No.	6.015.001.230
----------------	--------	-----------------	---------------

description outlet tap complete tube ø 18mm pipe length 45mm thread M16x0.75

For models: HW10, HWA20, RL101, RL101-1N, RL101-3N, RL111-1N, RL111-3N, RL118, RL121-1N, RL121-3N, RL211-1N, RL211-3N, RL212-1N, RL212-3N, RL221, RL221-1N, RL221-3N, RL222-1N, RL222-3N, RL411-1N, RL411-3N, RL413-1N, RL413-3N



1

GEV No.	525871	Ref. No.	6.015.001.133
----------------	--------	-----------------	---------------

description outlet tap tube ømm pipe lengthmm thread M18x1 suitable for BONAMAT

For models: HWA50, VHG10, VHG20, VHG40

components



GEV No.	525427	Ref. No.	6.015.001.281
description	bolt for tap H 41mm ø 9mm		
For models:	B10, B10HW, B10HW-5, B20, B20HW, B20HW-5, B40, HCM510, HCM510-v.4.0, HCM510-v.5.0, HCM520, HCM520-v.4.0, HCM520-v.5.0, HM505, HM505-v.2.0, HM505-v.3.0, HM510, HM510-v.2.0, HM510-v.3.0, HM520, HM520-v.2.0, HM520-v.3.0, HW+510-v.5.0, HW+520-v.5.0, HW510-v.5.0, HW520-v.5.0, HWA50, VHG10, VHG10T, VHG20, VHG20T, VHG40, VHG40T		



GEV No.	527086	Ref. No.	6.015.001.214
description	guide for drain tap total length 35mm ø 8mm		
For models:	B10, B10HW, B10HW-5, B20, B20HW, B20HW-5, B40, B5, B5HW, B5HW-5, BFT321, BFT321AT, BFT322, CB6, HW+505, HW+505-v.3.0, HW+505-v.4.0, HW+510, HW+510-v.3.0, HW+510-v.4.0, HW+520, HW+520-v.3.0, HW+520-v.4.0, HW10, HW505, HW505-v.3.0, HW505-v.4.0, HW505-v.5.0, HW510, HW510-v.3.0, HW510-v.4.0, HW520, HW520-v.3.0, HW520-v.4.0, HWA20, HWA505, HWA510, HWA520, HWD30, RL101, RL101-1N, RL101-3N, RL102, RL102-1N, RL102-3N, RL111, RL111-1N, RL111-3N, RL112-1N, RL112-3N...(Other models you can see in the webshop)		



GEV No.	525885	Ref. No.	6.015.001.280
description	lever for drain tap suitable for BONAMAT		
For models:	HCM510, HCM510-v.4.0, HCM520, HCM520-v.4.0, HM505, HM505-v.2.0, HM510, HM510-v.2.0, HM520, HM520-v.2.0, HWA50		



GEV No.	525424	Ref. No.	6.214.056.001
description	lever for tap D 20mm W 32mm H 50mm		
For models:	B10, B10HW, B10HW-5, B20, B20HW, B20HW-5, B40, B5, B5HW, B5HW-5, BFT321, BFT321AT, BFT322, HW+505-v.4.0, HW+510-v.4.0, HW+520-v.4.0, HW505-v.4.0, HW505-v.5.0, HW510-v.4.0, HW520-v.4.0, RLX131, RLX231, RLX3, RLX31, RLX5, RLX55, RLX575, RLX585, RLX676, RLX75, RLX76, RLX85, VHGS, VHGS5T		



GEV No.	525423	Ref. No.	6.242.191.001
description	lever for tap D 23mm W 32mm H 50mm		
For models:	B10, B10HW, B10HW-5, B20, B20HW, B20HW-5, B40, HCM510-v.5.0, HCM520-v.5.0, HM505-v.3.0, HM510-v.3.0, HM520-v.3.0, HW+510-v.5.0, HW+520-v.5.0, HW510-v.5.0, HW520-v.5.0, VHG10, VHG10T, VHG20, VHG20T, VHG40, VHG40T		




GEV No.	525877	Ref. No.	6.242.215.001
description	screw cap for drain tap H 11.5mm ø 39mm suitable for BONAMAT for HM, HCM		
For models:	HCM510-v.4.0, HCM520-v.4.0, HM505-v.2.0, HM510-v.2.0, HM520-v.2.0, HWA50		



GEV No.	525425	Ref. No.	6.214.058.001
description	screw cap for tap H 10mm ø 32mm thread M28x1.5		
For models:	B10, B10HW, B10HW-5, B20, B20HW, B20HW-5, B40, B5, B5HW, B5HW-5, BFT321, BFT321AT, BFT322, Chiller-v.4.0, HW+505-v.4.0, HW+510-v.4.0, HW+520-v.4.0, HW505-v.4.0, HW505-v.5.0, HW510-v.4.0, HW520-v.4.0, RLX131, RLX231, RLX3, RLX31, RLX5, RLX55, RLX575, RLX585, RLX676, RLX75, RLX76, RLX85, VHGS, VHGS5T		



GEV No.	525426	Ref. No.	6.242.183.001
description	screw cap for tap H 12mm ø 39mm thread M35x1.5		
For models:	B10, B10HW, B10HW-5, B20, B20HW, B20HW-5, B40, HCM510-v.5.0, HCM520-v.5.0, HM505-v.3.0, HM510-v.3.0, HM520-v.3.0, HW+510-v.5.0, HW+520-v.5.0, HW510-v.5.0, HW520-v.5.0, VHG10, VHG10T, VHG20, VHG20T, VHG40, VHG40T		



GEV No.	527084	Ref. No.	6.015.001.216
description	screw cap thread M28x1.5		
For models:	CB6, HW+505, HW+505-v.3.0, HW+510, HW+510-v.3.0, HW+520, HW+520-v.3.0, HW10, HW505, HW505-v.3.0, HW510-v.3.0, HW520-v.3.0, HWA20, HWA505, HWA510, HWA520, RL101, RL101-1N, RL101-3N, RL111, RL111-1N, RL111-3N, RL118, RL121-1N, RL121-3N, RL211, RL211-1N, RL211-3N, RL212, RL212-1N, RL212-3N, RL214, RL214-1N, RL216, RL221, RL221-1N, RL221-3N, RL222, RL222-1N, RL222-3N, RL224, RL224-1N, RL224-3N, RL226, RL411-1N, RL411-3N, RL413-1N, RL413-3N		



GEV No.	525430	Ref. No.	6.000.313.016 6.015.001.365
description	tap tap head ø 32mm thread M28x1.5 grey		
For models:	B10, B10HW, B10HW-5, B20, B20HW, B20HW-5, B40, B5, B5HW, B5HW-5, BFT321, BFT321AT, BFT322, HW+505-v.4.0, HW+510-v.4.0, HW+520-v.4.0, HW505-v.4.0, HW505-v.5.0, HW510-v.4.0, HW520-v.4.0, RLX131, RLX231, RLX3, RLX31, RLX5, RLX55, RLX575, RLX585, RLX676, RLX75, RLX76, RLX85, VHGS, VHGS5T		

spare parts for 525430



GEV No.	525424	Ref. No.	6.214.056.001
----------------	--------	-----------------	---------------

lever for tap D 20mm W 32mm H 50mm




GEV No.	525425	Ref. No.	6.214.058.001
----------------	--------	-----------------	---------------

screw cap for tap H 10mm ø 32mm thread M28x1.5





			
1			
GEV No.	525422	Ref. No.	6.015.001.366
description	tap tap head ø 39.5mm thread M35x1.5 suitable for BONAMAT grey		
For models:	B10, B10HW, B10HW-5, B20, B20HW, B20HW-5, B40, HCM510-v.5.0, HCM520-v.5.0, HM505-v.3.0, HM510-v.3.0, HM520-v.3.0, HW+510-v.5.0, HW+520-v.5.0, HW510-v.5.0, HW520-v.5.0, VHG10, VHG10T, VHG20, VHG20T, VHG40, VHG40T		
spare parts for	525422		
	GEV No.	525423	Ref. No. 6.242.191.001
	lever for tap D 23mm W 32mm H 50mm		
	GEV No.	525426	Ref. No. 6.242.183.001
	screw cap for tap H 12mm ø 39mm thread M35x1.5		
	GEV No.	525427	Ref. No. 6.015.001.281
	bolt for tap H 41mm ø 9mm		

			
1			
GEV No.	525872	Ref. No.	6.015.001.274
description	tap body thread M18x1 suitable for BONAMAT		
For models:	HCM510, HCM510-v.4.0, HCM510-v.5.0, HCM520, HCM520-v.4.0, HCM520-v.5.0, HM505, HM505-v.2.0, HM505-v.3.0, HM510, HM510-v.2.0, HM510-v.3.0, HM520, HM520-v.2.0, HM520-v.3.0		

brew units

gaskets


			
1			
GEV No.	527051	Ref. No.	6.201.902.001
description	gasket for spray head		
For models:	BFT321, BFT321AT, BFT322, Iso, Matic2, Matic2-KTS, Matic2WB, Matic3, Matic3-KTS, Matic3WB, MaticTwin, MaticTwin-1N, MaticTwin-3N, MaticTwin-KTS-230V3N, MaticTwin-KTS-400V3N, Mondo1, Mondo2, Mondo2-KTS, Mondo3WB, MondoTwin, MondoTwin-1N, MondoTwin-3N, MondoTwin-KTS-230V3N, MondoTwin-KTS-400V3N, Novo, Novo2, RL101, RL101-1N, RL101-3N, RL102, RL102-1N, RL102-3N, RL111, RL111-1N, RL111-3N, RL112-1N, RL112-3N, RL118, RL121-1N, RL121-3N, RL211, RL211-1N, RL211-3N, RL212, RL212-1N, RL212-3N, RL214, RL214-1N, RL216, RL221...(Other models you can see in the webshop)		

			
1			
GEV No.	525225	Ref. No.	6.011.001.157
description	gasket for spray head ID ø 75mm thickness 3mm silicone		
For models:	Matic, MaticTwin, Mondo, MondoTwin, TH, THA		

spray heads

			
1			
GEV No.	525853	Ref. No.	6.214.295.001
description	spray head ø 57mm suitable for BONAMAT BFT		
For models:	BFT321, BFT321AT, BFT322		

			
1			
GEV No.	525222	Ref. No.	6.301.378.001
description	spray head tap head ø 82mm hose ø 14.5mm plastic suitable for BONAMAT		
For models:	BFT321, BFT321AT, BFT322, Iso, Novo, Novo2		

			
1			
GEV No.	527050	Ref. No.	6.201.900.000
description	spray head tap head ø 82mm suitable for BONAMAT		
For models:	Matic2, Matic2-KTS, Matic2WB, Matic3, Matic3-KTS, Matic3WB, MaticTwin, MaticTwin-1N, MaticTwin-3N, MaticTwin-KTS-230V3N, MaticTwin-KTS-400V3N, Mondo1, Mondo2, Mondo2-KTS, Mondo3WB, MondoTwin, MondoTwin-1N, MondoTwin-3N, MondoTwin-KTS-230V3N, MondoTwin-KTS-400V3N, RL101, RL101-1N, RL101-3N, RL102, RL102-1N, RL102-3N, RL111, RL111-1N, RL111-3N, RL112-1N, RL112-3N, RL118, RL121-1N, RL121-3N, RL211, RL211-1N, RL211-3N, RL212, RL212-1N, RL212-3N, RL214, RL214-1N, RL216, RL221, RL221-1N, RL221-3N, RL222, RL222-1N, RL222-3N, RL224...(Other models you can see in the webshop)		



1


GEV No.	525282	Ref. No.	6.101.008.001
description	spray head tap head ø 86mm hose ø 14.5mm suitable for BONAMAT		
For models:	Matic, MaticTwin, Mondo, MondoTwin, TH, THA		



1

GEV No.	525227	Ref. No.	6.101.087.001
description	manifold for spray head ø 50mm		
For models:	Iso, Novo		

manifolds



1

GEV No.	527052	Ref. No.	6.201.901.001 6.301.008.001
description	manifold bottom part ø 49mm MONDO		
For models:	Matic2, Matic2WB, Matic3, Matic3WB, MaticTwin, MaticTwin-1N, MaticTwin-3N, Mondo1, Mondo2, Mondo3WB, MondoTwin, MondoTwin-1N, MondoTwin-3N, Novo2, RL101, RL101-1N, RL101-3N, RL102, RL102-1N, RL102-3N, RL111, RL111-1N, RL111-3N, RL112-1N, RL112-3N, RL118, RL121-1N, RL121-3N, RL211, RL211-1N, RL211-3N, RL212, RL212-1N, RL212-3N, RL214, RL214-1N, RL216, RL221, RL221-1N, RL221-3N, RL222-1N, RL222-3N, RL224, RL224-1N, RL224-3N, RL226, RL411-1N, RL411-3N, RL413-1N, RL413-3N...(Other models you can see in the webshop)		



1

GEV No.	525226	Ref. No.	6.101.062.001
description	manifold for spray head ø 65mm		
For models:	Matic, MaticTwin, Mondo, MondoTwin, TH, THA		



1

GEV No.	525224	Ref. No.	6.301.598.001
description	manifold bottom part ø 49mm NOVO		
For models:	Iso, Novo		




1

GEV No.	525852	Ref. No.	6.214.245.001
description	water distributor ø 89mm suitable for BONAMAT BFT		
For models:	BFT321, BFT321AT, BFT322		

steam/water taps

steam taps



1

GEV No.	527054	Ref. No.	6.015.001.229
description	steam tap complete		
For models:	HWD30, RL102, RL102-1N, RL102-3N, RL112-1N, RL112-3N, RL212, RL222		





1

GEV No.	525849	Ref. No.	6.214.159.000
description	steam tap inlet M12x1 chrome-plated brass suitable for BONAMAT series BFT		
For models:	BFT322		



1

GEV No.	525869	Ref. No.	6.000.313.003
description	steam/water tap inlet 8.5 suitable for BONAMAT series RLX 4		
For models:	RLX141, RLX241, RLX4, RLX41		




1

GEV No.	525996	Ref. No.	6.000.313.011
description	steam/water tap inlet 8.5 suitable for BONAMAT series RLX 8		
For models:	RLX585, RLX8, RLX85, RLX86		

components


nozzles for steam pipes



1

GEV No.	525851	Ref. No.	6.214.071.001
description	nozzle thread M10x0.75 ø 13mm L 35mm 4 holes bore ø 1.5mm stainless steel		
For models:	BFT322		


valve bodies



1

GEV No.	525878	Ref. No.	6.013.016.001
description	valve body for steam-/water-tap suitable for BFT/RLX		
For models:	BFT322, RLX141, RLX241, RLX4, RLX41, RLX585, RLX8, RLX85, RLX86		

screw connections



1

GEV No.	525220	Ref. No.	6.015.001.226
description	screw connection for steam-/water-tap T1: M30x1.5 L 19mm ID ø 8mm WS 33 chrome-plated brass		
For models:	HWD30, RL102, RL102-1N, RL102-3N, RL112-1N, RL112-3N, RL212, RL222		

water taps



1

GEV No.	527055	Ref. No.	6.015.001.232
description	water tap complete		
For models:	HWD30, RL102, RL102-1N, RL102-3N, RL112-1N, RL112-3N, RL212, RL222		



1

GEV No.	525870	Ref. No.	6.000.313.002
description	water tap inlet 8.5 suitable for BONAMAT series RLX 4		
For models:	RLX141, RLX241, RLX4, RLX41		



1

GEV No.	525995	Ref. No.	6.000.313.010
description	water tap inlet 8.5 suitable for BONAMAT series RLX 8		
For models:	RLX585, RLX8, RLX85, RLX86		



1

GEV No.	525850	Ref. No.	6.214.160.000
description	water tap inlet M12x1 chrome-plated brass suitable for BONAMAT series BFT		
For models:	BFT322		

liquid level pipes

angle valves



1


GEV No.	525873	Ref. No.	6.214.057.001
description	angle valve for level glass		
For models:	BFT321, BFT321AT, BFT322		



1

GEV No.	525874	Ref. No.	6.214.066.001
description	outlet tap for level glass		
For models:	BFT321, BFT321AT		

liquid level pipes



1

GEV No.	525861	Ref. No.	6.015.001.292
description	level glass pipe ED ø 12mm ID ø 9mm H 181mm marking 1-4 HW, HWA for BONAMAT		
For models:	HW+505, HW+505-v.3.0, HW+505-v.4.0, HW505, HW505-v.3.0, HW505-v.4.0		



1

GEV No.	525862	Ref. No.	6.015.001.289
description	level glass pipe ED ø 12mm ID ø 9mm H 181mm marking 1-8 HW, HWA for BONAMAT		
For models:	HW+510, HW+510-v.3.0, HW+510-v.4.0, HW510, HW510-v.3.0, HW510-v.4.0		



1

GEV No.	525863	Ref. No.	6.015.001.293
description	level glass pipe ED ø 12mm ID ø 9mm H 205mm marking 2-16 for BONAMAT		
For models:	HW+520, HW+520-v.3.0, HW+520-v.4.0, HW520, HW520-v.3.0, HW520-v.4.0		



1

GEV No.	525865	Ref. No.	6.015.001.275
description	level glass pipe ED ø 12mm ID ø 9mm H 207mm marking Min/Max HM, HCM for BONAMAT		
For models:	HCM510, HCM510-v.4.0, HCM510-v.5.0, HM505, HM505-v.2.0, HM505-v.3.0, HM510, HM510-v.2.0, HM510-v.3.0, HM520		



1


GEV No.	525864	Ref. No.	6.015.001.276
description	level glass pipe ED ø 12mm ID ø 9mm H 234mm marking Min/Max HM, HW(A) for BONAMAT		
For models:	HCM520, HCM520-v.4.0, HCM520-v.5.0, HM520, HM520-v.2.0, HM520-v.3.0		






1



GEV No.	525867	Ref. No.	6.015.001.256
description	protection pipe ED ø 16mm ID ø 13mm H 207mm HM, HW(A) for BONAMAT		
For models:	HCM510, HCM510-v.4.0, HCM510-v.5.0, HM505, HM505-v.2.0, HM505-v.3.0, HM510, HM510-v.2.0, HM510-v.3.0, HM520, HW+520, HW+520-v.3.0, HW+520-v.4.0, HW505, HW510, HW520, HW520-v.3.0, HW520-v.4.0, HWA505, HWA510, HWA520		





			
1			
GEV No.	525875	Ref. No.	6.313.246.001
description	water level tube ED ø 12mm ID ø 9mm H 143mm RLX for BONAMAT		
For models:	RLX5, RLX55, RLX575, RLX585, RLX75, RLX85		

			
1			
GEV No.	525876	Ref. No.	6.015.001.345
description	water level tube ED ø 12mm ID ø 9mm H 187mm BFT for BONAMAT		
For models:	BFT321, BFT321AT, BFT322		

			
1			
GEV No.	525418	Ref. No.	6.240.124.001
description	water level tube ED ø 12mm ID ø 9mm H 244mm		
For models:	B5, B5HW, B5HW-5, HW505-v.5.0, VHG5, VHG5T		
accessories for	525418		
	GEV No.	Ref. No.	
	525269	6.240.134.001	
	 end cap for water level tube ø 9mm H 15mm		

			
1			
GEV No.	525417	Ref. No.	6.243.232.001
description	water level tube ED ø 12mm ID ø 9mm H 282mm for BONAMAT		
For models:	B20, B20HW, B20HW-5, HW+520-v.5.0, HW520-v.5.0, VHG20, VHG20T		
accessories for	525417		
	GEV No.	Ref. No.	
	532584	6.011.001.112	
	 O-ring silicone thickness 3mm ID ø 12mm Qty 1 pcs		

			
1			
GEV No.	525419	Ref. No.	6.248.132.001
description	water level tube ED ø 12mm ID ø 9mm H 398mm for BONAMAT		
For models:	B40, VHG40, VHG40T		

			
1			
GEV No.	527070	Ref. No.	6.015.001.207
description	water level tube for BONAMAT		
For models:	RL211, RL211-1N, RL211-3N, RL212, RL212-1N, RL212-3N, RL214, RL214-1N, RL216, RL221, RL221-1N, RL221-3N, RL222, RL222-1N, RL222-3N, RL224, RL224-1N, RL224-3N, RL226		

protective tube

metal

			
1			
GEV No.	527066	Ref. No.	6.015.001.018
description	protection pipe for level glass		
For models:	B5, B5HW, VHG5, VHG5T		

			
1			
GEV No.	527069	Ref. No.	6.015.001.136
description	protection pipe for level glass		
For models:	B40, VHG40, VHG40T, VHG-DOS-40L		

			
1			
GEV No.	525868	Ref. No.	6.015.001.291
description	protection pipe ø 16mm ID ø 13mm L 181mm M16x0.75 aluminium		
For models:	HW+505, HW+505-v.3.0, HW+505-v.4.0, HW+510, HW+510-v.3.0, HW+510-v.4.0, HW505, HW505-v.3.0, HW505-v.4.0, HW510, HW510-v.3.0, HW510-v.4.0		

			
1			
GEV No.	525866	Ref. No.	6.015.001.262
description	protection pipe ø 16mm ID ø 13mm L 234mm M16x0.75 aluminium		
For models:	HCM520, HCM520-v.4.0, HCM520-v.5.0, HM520, HM520-v.2.0, HM520-v.3.0		

accessories

end caps

			
1			
GEV No.	525269	Ref. No.	6.240.134.001
description	end cap for water level tube ø 9mm H 15mm		
For models:	B10, B10HW, B10HW-5, B20, B20HW, B20HW-5, B40, B5, B5HW, B5HW-5, HW+510-v.5.0, HW+520-v.5.0, HW505-v.5.0, HW510-v.5.0, HW520-v.5.0, VHG10, VHG10T, VHG20, VHG20T, VHG40, VHG40T, VHG5, VHG5T		

housing and bezels

control panel



1

GEV No.	525228	Ref. No.	6.101.089.000
description	actuator L 65mm W 28mm buttons 2		
For models:	Novo		



1

GEV No.	525278	Ref. No.	6.101.143.001
description	control panel with botton strips L 194mm W 30mm H 80mm buttons 1 TH		
For models:	TH		



1

GEV No.	525276	Ref. No.	6.101.139.001
description	control panel with botton strips L 194mm W 30mm H 80mm buttons 2 MONDO		
For models:	Mondo, MondoTwin		



1

GEV No.	525277	Ref. No.	6.101.140.001
description	control panel with botton strips L 194mm W 30mm H 80mm buttons 2 TWIN		
For models:	MondoTwin		

EQUIPMENT-SPECIFIC UNITS BONAMAT



1

GEV No.	525280	Ref. No.	6.101.144.001
description	control panel with botton strips L 194mm W 30mm H 80mm buttons 4 THA		
For models:	THA		



1

GEV No.	525223	Ref. No.	6.101.141.001
description	control panel with botton strips L 194mm W 30mm H 80mm buttons 5 MATIC		
For models:	Matic, MaticTwin		



1

GEV No.	525279	Ref. No.	6.101.142.001
description	control panel with botton strips L 194mm W 30mm H 80mm buttons 5 TWIN		
For models:	Matic, MaticTwin		



1

GEV No.	525221	Ref. No.	6.205.860.001
description	protector for display L 74mm W 74mm		
For models:	B10, B10HW, B10HW-5, B20, B20HW, B20HW-5, B40, B5, B5HW, B5HW-5		

hoses



1

GEV No.	525229	Ref. No.	6.101.100.000
description	hose for spray head ø 18mm thickness 3mm L 300mm silicone		
For models:	Novo		



floats

float switches



1

GEV No.	347391	Ref. No.	6.000.101.003
description	float switch ø 41mm L 230mm mounting ø 45mm 6-pole		
For models:	Matic, MaticTwin, THA		

safety valves



1

GEV No.	527100	Ref. No.	6.000.256.054
description	safety valve		



1

GEV No.	525879	Ref. No.	6.000.214.030
description	safety valve suitable for BONAMAT for BFT/RLX		
For models:	BFT322, RLX141, RLX241, RLX4, RLX41, RLX585, RLX8, RLX85, RLX86		

water containers



1

GEV No.	525859	Ref. No.	6.000.214.020
description	water container plastic H 170mm for BONAMAT for RLX		
For models:	BFT321, BFT321AT, BFT322, RLX131, RLX231, RLX3, RLX31, RLX575, RLX676, RLX75, RLX76		

for cup coffee machines

gaskets



1

GEV No.	520547	Ref. No.	6.030.071.020
description	gasket for mixer ø 17mm H 6mm ID ø 5mm silicone		
For models:	Bolero1, Bolero10, Bolero10-BS, Bolero10-F, Bolero10-MT, Bolero11, Bolero11-BS, Bolero11-F, Bolero11-MT, Bolero2, Bolero20, Bolero20-Maggi, Bolero21, Bolero22, BoleroTurboXL-302-10L, BoleroTurboXL-303, BoleroTurboXL-403, BoleroXL32, BoleroXL-323, BoleroXL32F, BoleroXL33, BoleroXL-333, BoleroXL42, BoleroXL-423, BoleroXL43, BoleroXL-433, Quinto-322, Quinto-422		

for drink dispensers

miscellaneous



1

GEV No.	696696	Ref. No.	6.000.288.006
description	rubber protection L 29mm W 13mm H 25mm white		
For models:	Airpot-Furento-1.9, Airpot-Furento-2.2		

knobs

universal knobs



GEV No.	111383	Ref. No.	6.014.002.024
description	knob zero mark ø 42mm shaft ø 6x4.6mm shaft flat right black		
For models:	B10, B10HW, B20, B20HW, B40, B5, B5HW, HCM510, HCM510-v.4.0, HCM520, HCM520-v.4.0, HM505, HM505-v.2.0, HM510, HM510-v.2.0, HM520, HM520-v.2.0, HW+505, HW+505-v.3.0, HW+510, HW+510-v.3.0, HW+520, HW+520-v.3.0, HW505, HW505-v.3.0, HW510, HW510-v.3.0, HW520, HW520-v.3.0, HWA505, HWA510, HWA520, VHG10, VHG10T, VHG20, VHG20T, VHG40, VHG40T, VHGS, VHGS5T		

producer-specific knobs

BONAMAT



GEV No.	111391	Ref. No.	6.214.068.001
description	knob ø 45mm L 40mm anthracite		
For models:	BFT322, RLX141, RLX241, RLX4, RLX41, RLX585, RLX8, RLX85, RLX86		



GEV No.	111384	Ref. No.	6.014.002.088
description	knob zero mark ø 40mm shaft ø 6x4.6mm shaft flat upper dark grey		
For models:	B10, B10HW, B10HW-5, B20, B20HW, B20HW-5, B40, B5, B5HW, B5HW-5, HCM510-v.5.0, HCM520-v.5.0, HM505-v.3.0, HM510-v.3.0, HM520-v.3.0, HW+505-v.4.0, HW+510-v.4.0, HW+510-v.5.0, HW+520-v.4.0, HW+520-v.5.0, HW505-v.4.0, HW505-v.5.0, HW510-v.4.0, HW510-v.5.0, HW520-v.4.0, HW520-v.5.0, VHG10, VH-G10T, VHGS20, VHGS20T, VHGS40, VHGS40T, VHGS5, VHGS5T		



GEV No.	111383	Ref. No.	6.014.002.024
description	knob zero mark ø 42mm shaft ø 6x4.6mm shaft flat right black		
For models:	B10, B10HW, B20, B20HW, B40, B5, B5HW, HCM510, HCM510-v.4.0, HCM520, HCM520-v.4.0, HM505, HM505-v.2.0, HM510, HM510-v.2.0, HM520, HM520-v.2.0, HW+505, HW+505-v.3.0, HW+510, HW+510-v.3.0, HW+520, HW+520-v.3.0, HW505, HW505-v.3.0, HW510, HW510-v.3.0, HW520, HW520-v.3.0, HWA505, HWA510, HWA520, VHG10, VHG10T, VHG20, VHG20T, VHG40, VHG40T, VHGS, VHGS5T		

handles and hand wheels

lever handles



GEV No.	527083	Ref. No.	6.015.001.217
description	lever handle plastic black		
For models:	HW+505, HW+505-v.3.0, HW+510, HW+510-v.3.0, HW+520, HW+520-v.3.0, HW10, HW505, HW505-v.3.0, HW510, HW510-v.3.0, HW520, HW520-v.3.0, HWA20, HWA505, HWA510, HWA520, HWD30, RL101, RL101-1N, RL101-3N, RL102, RL102-1N, RL102-3N, RL111, RL111-1N, RL111-3N, RL112-1N, RL112-3N, RL118, RL121-1N, RL121-3N, RL211, RL211-1N, RL211-3N, RL212, RL212-1N, RL212-3N, RL214, RL214-1N, RL216, RL221, RL221-1N, RL221-3N, RL222, RL222-1N, RL222-3N, RL224, RL224-1N, RL224-3N...(Other models you can see in the webshop)		

miscellaneous



GEV No.	111388	Ref. No.	6.311.094.001
description	handle L 100mm W 55mm hole distance 30mm mounting pos. left/right Qty 1 pcs		
For models:	B5, B5HW, B5HW-5, VHGS, VHGS5T		



GEV No.	111385	Ref. No.	6.242.198.001
description	handle L 110mm W 50mm hole distance 50mm mounting pos. left/right Qty 1 pcs Mod.10		
For models:	B10, B10HW, B10HW-5, HCM510-v.4.0, HCM510-v.5.0, HM510-v.2.0, HM510-v.3.0, HW+510-v.3.0, HW+510-v.4.0, HW+510-v.5.0, HW510-v.3.0, HW510-v.4.0, HW510-v.5.0, VHGS10, VHGS10T		




1

GEV No.	111386	Ref. No.	6.243.233.001
description	handle L 123mm W 54mm hole distance 50mm mounting pos. left/right Qty 1 pcs Mod.20		
For models:	B20, B20HW, B20HW-5, HCM520-v.4.0, HCM520-v.5.0, HM520-v.2.0, HM520-v.3.0, HW+520-v.3.0, HW+520-v.4.0, HW+520-v.5.0, HW520-v.3.0, HW520-v.4.0, HW520-v.5.0, VHG20, VHG20T		



1


GEV No.	111387	Ref. No.	6.248.133.001
description	handle L 124mm W 54mm hole distance 50mm mounting pos. left/right Qty 1 pcs Mod.40		
For models:	B40, VHG40, VHG40T		




1

GEV No.	527056	Ref. No.	6.015.001.144
description	tap head thread M35x1.5		
For models:	AM112, AM112AT, B10, B10HW, B20, B20HW, B40, B5, B5HW, HCM510, HCM510-v.4.0, HCM520, HCM520-v.4.0, HM505, HM505-v.2.0, HM510, HM510-v.2.0, HM520, HM520-v.2.0, HWA50, VHG10, VHG10T, VHG20, VHG20T, VHG40, VHG40T, VHGS, VHGS5T		

tap bodies



1

GEV No.	527090	Ref. No.	6.015.001.218
description	tap body chrome-plated ET M28x1.5 / M16x0.75		
For models:	B10HW, B20HW, B5HW, HW10, HWA20, RL101, RL101-1N, RL101-3N, RL111, RL111-1N, RL111-3N, RL118, RL121-1N, RL121-3N, RL211, RL211-1N, RL211-3N, RL212-1N, RL212-3N, RL221, RL221-1N, RL221-3N, RL222-1N, RL222-3N, RL411-1N, RL411-3N, RL413-1N, RL413-3N		
spare parts for	527090		
		GEV No.	527089
		Ref. No.	6.015.001.227
	tap head complete thread M28x1.5		

fittings for catering equipment


dispenser tap

tap heads



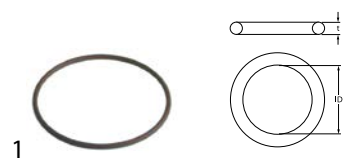
1

GEV No.	527089	Ref. No.	6.015.001.227
description	tap head complete thread M28x1.5		
For models:	B10HW, B20HW, B5HW, HW+505, HW+505-v.3.0, HW+510, HW+510-v.3.0, HW+510-v.4.0, HW+520, HW+520-v.3.0, HW10, HW505, HW505-v.3.0, HW510, HW510-v.3.0, HW520, HW520-v.3.0, HWA20, HWA505, HWA510, HWA520, RL101, RL101-1N, RL101-3N, RL111, RL111-1N, RL111-3N, RL118, RL121-1N, RL121-3N, RL211, RL211-1N, RL211-3N, RL212, RL212-1N, RL212-3N, RL214, RL214-1N, RL216, RL221, RL221-1N, RL221-3N, RL222, RL222-1N, RL222-3N, RL224, RL224-1N, RL224-3N, RL226, RL411-1N, RL411-3N...(Other models you can see in the webshop)		



1

GEV No.	527082	Ref. No.	6.015.001.212
description	tap body chrome-plated ET M28x1.5 / M16x0.75 IT M10x1		
For models:	HW+505, HW+505-v.3.0, HW+505-v.4.0, HW+510, HW+510-v.3.0, HW+510-v.4.0, HW+520, HW+520-v.3.0, HW+520-v.4.0, HW505, HW505-v.3.0, HW505-v.4.0, HW510, HW510-v.3.0, HW510-v.4.0, HW520, HW520-v.3.0, HW520-v.4.0, HWA505, HWA510, HWA520, RL211, RL211-1N, RL211-3N, RL212, RL212-1N, RL212-3N, RL214, RL214-1N, RL216, RL221, RL221-1N, RL221-3N, RL222-1N, RL222-3N, RL224, RL224-1N, RL224-3N, RL226		





1

GEV No.	417205	Ref. No.	6.011.001.082
description	O-ring silicone thickness 3mm ID ø 74mm Qty 1 pcs		
For models:	Iso, Matic2, Matic2-KTS, Matic2WB, Matic3, Matic3-KTS, Matic3WB, MaticTwin, MaticTwin-1N, MaticTwin-3N, MaticTwin-KTS-230V3N, MaticTwin-KTS-400V3N, Mondo1, Mondo2, Mondo2-KTS, Mondo3WB, MondoTwin, MondoTwin-1N, MondoTwin-3N, MondoTwin-KTS-230V3N, MondoTwin-KTS-400V3N, Novo, Novo2, RL101, RL101-1N, RL101-3N, RL102, RL102-1N, RL102-3N, RL111, RL111-1N, RL111-3N, RL112-1N, RL112-3N, RL118, RL121-1N, RL121-3N, RL211, RL211-1N, RL211-3N, RL212, RL212-1N, RL212-3N, RL214, RL214-1N, RL216, RL221, RL221-1N, RL221-3N, RL222...(Other models you can see in the webshop)		

sealing washers

fibre gaskets



1

GEV No.	510417	Ref. No.	6.011.001.63
description	flat gasket fibre ED ø 20mm ID ø 14mm thickness 2mm Qty 1 pcs		


miscellaneous



1


GEV No.	520547	Ref. No.	6.030.071.020
description	gasket for mixer ø 17mm H 6mm ID ø 5mm silicone		
For models:	Bolero1, Bolero10, Bolero10-BS, Bolero10-F, Bolero10-MT, Bolero11, Bolero11-BS, Bolero11-F, Bolero11-MT, Bolero20, Bolero20-Maggi, Bolero21, Bolero22, BoleroTurboXL-302-10L, BoleroTurboXL-303, BoleroTurboXL-403, BoleroXL32, BoleroXL-323, BoleroXL32F, BoleroXL33, BoleroXL-333, BoleroXL42, BoleroXL-423, BoleroXL43, BoleroXL-433, Quinto-322, Quinto-422		

springs
compression springs



1

GEV No.	527085	Ref. No.	6.015.001.215
description	compression spring ø 14.7/10.6mm L 28mm wire gauge ø 1.4mm cone-shaped		
For models:	B10, B10HW, B10HW-5, B20, B20HW, B20HW-5, B40, B5, B5HW, B5HW-5, BFT321, BFT321AT, BFT322, Bolero1, Bolero10, Bolero101, Bolero10-BS, Bolero10-F, Bolero10-MT, Bolero10-PA, Bolero10-v.1.0, Bolero10-v.2.0, Bolero11, Bolero111, Bolero11-BS, Bolero11-F, Bolero11-MT, Bolero11-PA, Bolero11-v.1.0, Bolero11-v.2.0, Bolero2, Bolero20, Bolero20-Maggi, Bolero21, Bolero211, Bolero22, CB6, Chiller-v.2.0, Chiller-v.3.0, Chiller-v.4.0, HW+505, HW+505-v.3.0, HW+505-v.4.0, HW+510, HW+510-v.3.0, HW+510-v.4.0, HW+520, HW+520-v.3.0, HW+520-v.4.0, HW10...(Other models you can see in the webshop)		



1

GEV No.	527080	Ref. No.	6.015.001.027
description	compression spring ø 17.7/13.9mm L 32mm wire gauge ø 1.8mm cone-shaped		
For models:	AM112, AM112AT, B10, B10HW, B10HW-5, B20, B20HW, B20HW-5, B40, B5, B5HW, HCM510, HCM510-v.4.0, HCM510-v.5.0, HCM520, HCM520-v.4.0, HCM520-v.5.0, HM505, HM505-v.2.0, HM505-v.3.0, HM510, HM510-v.2.0, HM510-v.3.0, HM520, HM520-v.2.0, HM520-v.3.0, HW+510-v.5.0, HW+520-v.5.0, HW510-v.5.0, HW520-v.5.0, HWA50, VHG10, VHG10T, VHG20, VHG20T, VHG3, VHG40, VHG40T, VHGS, VHGST		

coffee accessories
measuring spoons



1

GEV No.	960084	Ref. No.	7.094.100.101
description	coffee spoon amount of coffee 40g plastic		

measuring cups



1			
GEV No.	960078	Ref. No.	7.094.301.101
description	measuring cup 2.2l plastic		

pipe brushes

nylon

1			
GEV No.	960080	Ref. No.	7.110.605.101
description	brush nylon ø 15mm total length 450mm brush length 100mm level glass		

fastening material

screws

sheet metal screws


1			
GEV No.	560108	Ref. No.	6.001.028.006
description	sheet metal screws ø 4.2mm L 13mm SS Qty 20 pcs DIN 7981/ISO 7049 head ø 8.2mm oval head		
For models:	VHG20, VHG3, VHG40		

tools

cleaning tools

brushes

cleaning brushes



1			
GEV No.	960081	Ref. No.	7.270.102.101
description	brush container equiv. no. 7270102101 nylon ø 50mm total length 370mm brush length 100mm		




1			
GEV No.	960079	Ref. No.	7.110.606.101
description	brush equiv. no. 7110606101 plastic total length 380mm setting height 34mm brush length 100mm		

consumables

cleaning agents

detergents for coffee machines



1			
GEV No.	802106	Ref. No.	7.190.102.101
description	detergent puly CAFF plus approval NSF 200g 10 pouch of 20g		



1			
GEV No.	950010	Ref. No.	7.190.101.103
description	detergents for coffee machines puly CAFF plus approval NSF 900g can		



containers

measuring cups



1			
GEV No.	960078	Ref. No.	7.094.301.101
description	measuring cup 2.2l plastic		

coffee filters

round filters



1			
GEV No.	960022	Ref. No.	7.150.502.301
description	paper filter ø 144mm Qty 250 pcs for B3 suitable for BONAMAT		



1			
GEV No.	960023	Ref. No.	7.150.503.301
description	paper filter ø 172mm Qty 250 pcs for B5 suitable for BONAMAT		



1			
GEV No.	960024	Ref. No.	7.150.507.301
description	paper filter ø 244mm Qty 250 pcs for B 10 suitable for BONAMAT		



1			
GEV No.	960025	Ref. No.	7.150.505.301
description	paper filter ø 330mm Qty 250 pcs for B 20 suitable for BONAMAT		



1			
GEV No.	960026	Ref. No.	7.150.508.301
description	paper filter ø 400mm Qty 250 pcs for B 40 suitable for BONAMAT		

basket filters

paper filters



1			
GEV No.	960101	Ref. No.	7.150.111.301
description	paper filter for coffee makers D1 ø 100mm D2 ø 320mm Qty 500 pcs		



1			
GEV No.	960105	Ref. No.	7.150.102.301
description	paper filter for coffee makers D1 ø 110mm D2 ø 360mm Qty 500 pcs		



1			
GEV No.	960102	Ref. No.	7.150.103.301
description	paper filter for coffee makers D1 ø 150mm D2 ø 435mm Qty 500 pcs		



1			
GEV No.	960103	Ref. No.	7.150.104.301
description	paper filter for coffee makers D1 ø 175mm D2 ø 525mm Qty 500 pcs		



1			
GEV No.	960104	Ref. No.	7.150.105.301
description	paper filter for coffee makers D1 ø 280mm D2 ø 635mm Qty 500 pcs		



1

GEV No.	960100	Ref. No.	7.150.101.101 7.150.101.103
description	paper filter for coffee makers D1 ø 90mm D2 ø 250mm Qty 1000 pcs		

B		
bi-metal thermostats	9, 10	
brushes	42	
C		
cleaning agents	42	
cleaning brushes	42	
cleaning tools	42	
coffee filters	43	
consumables	42	
contactors	13	
containers	43	
control thermostats	10	
D		
detergents for coffee machines	42	
E		
electric accessories	25	
electrodes	23	
energy regulators	9	
F		
fastening material	42	
float switches	11	
flow heaters	6	
flow meters	24	
fuses	25	
H		
heating elements	3	
heating elements for coffee machine	3	
I		
indicator lights	12	
indicator lights (complete)	12	
L		
lamps	12	
M		
magnetic switches	12	
measuring cups	42, 43	
measuring spoons	41	
motors	25	
O		
O-rings	40	
P		
pipe brushes	42	
plugs - couplings - power sockets	25	
pressure switches		23
probes		14
protective contact power sockets		25
pumps		25
R		
relays		14
rocker/momentary rocker switches		11
S		
safety bi-metal thermostats		9
safety thermostats		10
screws		42
sealing washers		41
sheet metal screws		42
solenoid valves		20
solid state relays		13
switches and momentary switches		11
T		
terminals		26
thermostats		9
tools		42
transformers		14