



GAS COMPONENTS



ELECTRIC COMPONENTS



WATER TECHNOLOGY



MECHANICAL COMPONENTS



TOOLS

Spare parts suitable for

ANIMO

Find the complete and up-to-date range of products in our GEV Webshop



Manufacturer catalogue

The most important spare parts and accessories arranged clearly for every manufacturer

- ✓ Complete product range and all appliance data always up to date in the GEV Webshop
- ✓ Alphabetical Index at the end of the catalogue

GEV Webshop

www.gev-online.co.uk

www.gev-online.com




- 🔍 Add to Favourites
- 🔍 Sign In with email address and usual password
- 🔍 Easy-order – place several items in your basket at the same time
- 🔍 Quick Item search – no login needed




heating elements

heating elements for coffee machine



1

GEV No.	417374	Ref. No.	54199
description	foil heating element ø 125mm 35W 115/230V suitable for ANIMO		
For models:	CB1x5L, CB1x5R, CB1x5WL, CB1x5WR, CB2x5, CB2x5W, CN5e, CN5e-without-gauge-glass		



1

GEV No.	417376	Ref. No.	54203
description	foil heating element ø 155mm 70W 115/230V t.max. 120°C silicone cable length 250mm connection male faston 6.3mm Lmm		
For models:	CB1x10L, CB1x10R, CB1x10WL, CB1x10WR, CB1x20L, CB1x20R, CB1x20WL, CB1x20WR, CB1x40L, CB1x40R, CB2x10, CB2x10W, CB2x20, CB2x20W, CB2x40, CN10e, CN10e-without-gauge-glass, CN20e, CN20e-without-gauge-glass, CN40e		




1

GEV No.	417368	Ref. No.	03217
description	heating element 1600W 230V heating circuits 1 ø 110mm flange 46x22mm H 52mm H1 25mm H2 27mm connection male faston 6.3mm compression flange tube ø 6.3mm suitable for ANIMO		
For models:	M100W, M200W, M200W-Black, MT100W, MT200W, MT200W-Black, MT200Wp, MT200Wp-Black		




1

GEV No.	417302	Ref. No.	03133
description	heating element 1600W 230V heating circuits 1 ø 127mm thread 3/4" H 100mm H1 60mm H2 40mm tube ø 8.5mm connection male faston 6.3mm WS 32 flange with thread immersion heater		
For models:	A100W, A200W, B200WS, B202, TA100W, TA200W		
accessories for	417302		
		GEV No.	510403
		Ref. No.	—
		description	flat gasket fibre ED ø 36.5mm ID ø 27mm thickness 2mm Qty 1 pcs
		GEV No.	510421
		Ref. No.	—
		description	gasket copper ED ø 31.8mm ID ø 26.4mm thickness 2.2mm for thread 3/4"
		GEV No.	520234
		Ref. No.	—
		description	nut thread 3/4" H 5mm brass WS 30 Qty 1 pcs




1

GEV No.	417313	Ref. No.	03100
description	heating element 1600W 230V L 123mm W 111mm H 22mm thread M14x1.5 L1 46mm L2 77mm		
For models:	DWI-GL60HW-3N-400V, DWI-GL90HW-3N-400V, FC-GL-1x10-HW-3N-400V, FC-GL-1x20-HW-3N-400V, FC-GL-2x10-HW-3N-400V, FC-GL-2x20-HW-3N-400V, FC-GL-2x5-HW-3N-400V, WKT-3L-HA, WKT-3L-VA		





1





GEV No.	417305	Ref. No.	03002
description	heating element 160W 230V heating circuits 1 ID ø 138mm ED ø 150mm L1 40mm L2 105mm connection male faston 6.3mm connection distance 30mm W1 61mm tube ø 6.3mm dry heating element W 157mm H 15mm		
For models:	B600W, CE-10L-STA, CE-10L-STA-PLGLS, CE-4L-STA, CE-6L-STA, CE-6L-STA-PLGLS, CE-8L-STA, DE-5L, DE-5L-INSTALL, FC-2x5L-Comfort, FC-GL-1x5-230V, FC-GL-2x5-220V, FC-GL-2x5-230V, FC-GL-2x5-3N-380V, FC-GL-2x5-HW-3N-400V, FC-GLD-2x5-3N-400V, FC-TK-2x5-220V, KF6-GL-220V, KF6-GL-3N-380V		







			
1			
GEV No.	417367	Ref. No.	03218
description	heating element 2100W 230V heating circuits 1 ø 110mm flange 46x22mm H 48mm H1 22mm H2 26mm connection male faston 6.3mm compression flange tube ø 6.5mm immersion heater coffee machine parts stainless steel		
For models:	M202W, M202W-Black, MT202W, MT202W-Black, WKT-3n-HA, WKT-3n-VA		

			
1			
GEV No.	417303	Ref. No.	03115
description	heating element 2100W 230V heating circuits 1 ø 128mm thread 3/4" H 100mm H1 60mm H2 40mm tube ø 8.5mm connection male faston 6.3mm flange with thread immersion heater		
For models:	A100W-2N-380-415V, A200W-2N-380-415V, A202W, B100, B200, TA100W-2N-380-415V, TA200W-2N-380-415V, TA202W, TVB100, TVB200		
accessories for	417303		
	GEV No.	510403	Ref. No. —
	flat gasket fibre ED ø 36.5mm ID ø 27mm thickness 2mm Qty 1 pcs		
	GEV No.	510421	Ref. No. —
	gasket copper ED ø 31.8mm ID ø 26.4mm thickness 2.2mm for thread 3/4"		
	GEV No.	520234	Ref. No. —
	nut thread 3/4" H 5mm brass WS 30 Qty 1 pcs		


			
1			
GEV No.	417369	Ref. No.	03025
description	heating element 2200W 230V heating circuits 1 L 140mm W 127mm H 25mm thread 3/4" WS 32 connection male faston 6.3mm flange with thread tube ø 6.4mm connection length 45mm immersion heater suitable for ANIMO stainless steel coffee machine parts		
For models:	MW-10L, WKI-20L-VA-6KW, WKI-20n-6KW		





			
1			
GEV No.	417307	Ref. No.	03184
description	heating element 2200W 230V heating circuits 1 L 157mm W 38mm H 37mm mounting distance 40mm tube ø 6.5mm thread M14x1.5 windings 4 connection male faston 6.3mm 2 hole fixing immersion heater		
For models:	B600W		



			
1			
GEV No.	417304	Ref. No.	03196
description	heating element 2400W 220V heating circuits 1 ø 130mm thread 3/4" H 100mm H1 68mm H2 32mm tube ø 8.5mm connection male faston 6.3mm flange with thread immersion heater		
For models:	B200WF, TB200WF		
accessories for	417304		
	GEV No.	510403	Ref. No. —
	flat gasket fibre ED ø 36.5mm ID ø 27mm thickness 2mm Qty 1 pcs		
	GEV No.	510421	Ref. No. —
	gasket copper ED ø 31.8mm ID ø 26.4mm thickness 2.2mm for thread 3/4"		
	GEV No.	520234	Ref. No. —
	nut thread 3/4" H 5mm brass WS 30 Qty 1 pcs		



			
1			
GEV No.	417306	Ref. No.	03027
description	heating element 2500W 230V heating circuits 3 thread 1 1/2" L 180mm W 33mm H 35mm tube ø 8.5mm thermostat sleeves ø 8.8mm length thermostat sleeves 190mm number of thermostat sleeves 1 thermostat sleeve centre not clinging connection male faston 6.3mm immersion heater flange with thread		
For models:	FC-2x5L-Comfort		
spare parts for	417306		
	GEV No.	510406	Ref. No. 08237
	flat gasket fibre ED ø 60mm ID ø 48mm thickness 3mm for thread 1 1/2" Qty 1 pcs		
accessories for	417306		
	GEV No.	510424	Ref. No. —
	gasket copper ED ø 55mm ID ø 48mm thickness 2.2mm Centellen for thread 1 1/2"		
	GEV No.	520211	Ref. No. —
	reducer thread 2" ET - 1 1/2" IT brass		
	GEV No.	520212	Ref. No. —
	hexagonal nut thread 1 1/2" brass WS 60 H 8mm		
	GEV No.	550361	Ref. No. —
	blind flange ø 58mm thread 1 1/2"		





			
1			
GEV No.	417309	Ref. No.	03003
description	heating element 275W 230V heating circuits 1 ID ø 222mm ED ø 235mm L1 62mm L2 173mm connection male faston 6.3mm connection distance 26mm tube ø 6.3mm dry heating element		
For models:	CE-12L-STA, CE-16L-STA, CE-16L-STA-PLGLS, DE-10L, DE-10L-INSTALL, FC-GL-1x10-3N-400V, FC-GL-1x10-HW-3N-400V, FC-GL-2x10-3N-380V, FC-GL-2x10-3N-400V, FC-GL-2x10-HW-3N-400V, FC-GLD-2x10-3N-400V		





			
1			
GEV No.	417308	Ref. No.	03198
description	heating element 3000W 230V L 180mm W 62mm H 47mm L1 13mm L2 25mm L3 138mm W1 7mm W2 48mm mounting distance 42mm thread M14x1.5 stainless steel connection male faston 6.3mm tube ø 6.5mm 2 hole fixing immersion heater connection length 31mm		
For models:	B600W-DUO, B600W-DUO-DOS, PBD		
accessories for	417308		
	GEV No.	510417	Ref. No. —
flat gasket fibre ED ø 20mm ID ø 14mm thickness 2mm Qty 1 pcs			
	GEV No.	520228	Ref. No. —
tooth lock washer ID ø 15.3mm ED ø 24mm steel Qty 1 pcs for thread M14			
	GEV No.	520230	Ref. No. —
nut thread M14x1.5 H 5mm WS 19 zinc-coated steel Qty 1 pcs			
	GEV No.	521101	Ref. No. —
nut thread M14x1.5 H 5mm WS 19 SS Qty 1 pcs			
	GEV No.	550262	Ref. No. —
flat gasket copper ED ø 20mm ID ø 14mm thickness 2mm			

			
1			
GEV No.	417315	Ref. No.	03022
description	heating element 3200W 230V heating circuits 1 L 137mm W 122mm H 26mm thread 3/4" connection male faston 6.3mm flange with thread tube ø 6.3mm connection length 32mm immersion heater H1 19mm		
For models:	MW-20L, MW-5L, MWR-10L, MWR-20L, MWR-40L, MWR-5L, MWRn-10L, MWRn-20L, MWRn-5L, WKI-10L-HA, WKI-10L-VA, WKI-10n, WKI-20L-VA-3KW, WKI-20n-3KW, WKI-40L-VA, WKI-40n, WKI-60L-VA, WKI-60n, WKI-80L-VA, WKI-80n, WKT-10HA, WKT-10n-HA, WKT-10n-VA, WKT-10VA, WKT-20n-HA, WKT-20n-VA, WKT-25HA, WKT-25VA, WKT-D-10L-HA, WKT-D-10n-HA, WKT-D-10n-VA, WKT-D-18L-HA, WKT-D-20n-HA, WKT-D-20n-VA, WKT-D-5n-HA, WKT-D-5n-VA		
accessories for	417315		
	GEV No.	510403	Ref. No. —
flat gasket fibre ED ø 36.5mm ID ø 27mm thickness 2mm Qty 1 pcs			


accessories for	417315		
	GEV No.	510421	Ref. No. —
gasket copper ED ø 31.8mm ID ø 26.4mm thickness 2.2mm for thread 3/4"			
	GEV No.	520234	Ref. No. —
nut thread 3/4" H 5mm brass WS 30 Qty 1 pcs			


			
1			
GEV No.	417314	Ref. No.	03204
description	heating element 3200W 230V stainless steel windings 5 immersion heater 2 hole fixing		
For models:	WKS		






			
1			
GEV No.	417311	Ref. No.	03004
description	heating element 385W 230V heating circuits 1 ID ø 212mm ED ø 225mm L1 50mm L2 170mm connection male faston 6.3mm connection distance 26mm tube ø 6.3mm dry heating element		
For models:	CE-20L-STA, CE-20L-STA-PLGLS, CE-25L-STA, CE-40L-STA, DE-20L, DE-20L-INSTALL, DE-40L, DE-40L-INSTALL, DWI-GL180-3N-380V, FC-GL-1x20-3N-400V, FC-GL-1x20-HW-3N-400V, FC-GL-2x20-3N-400V, FC-GL-2x20-HW-3N-400V, FC-GL-2x40-3N-380V, FC-GLD-2x20-3N-400V		


			
1			
GEV No.	417300	Ref. No.	03028
description	heating element 4500W 220V heating circuits 3 thread 1 1/2" L 280mm W 32mm H 40mm tube ø 8.5mm thermostat sleeves ø 9mm length thermostat sleeves 300mm number of thermostat sleeves 1 thermostat sleeve centre not clinging connection M4 immersion heater flange with thread		
For models:	DWI-GL45-3N-400V, KF6-GL-230V, KF6-GL-3N-380V, KF6-GL-3N-400V		
accessories for	417300		
	GEV No.	510406	Ref. No. 08237
flat gasket fibre ED ø 60mm ID ø 48mm thickness 3mm for thread 1 1/2" Qty 1 pcs			
	GEV No.	510424	Ref. No. —
gasket copper ED ø 55mm ID ø 48mm thickness 2.2mm Centellen for thread 1 1/2"			
	GEV No.	520211	Ref. No. —
reducer thread 2" ET - 1 1/2" IT brass			
	GEV No.	520212	Ref. No. —
hexagonal nut thread 1 1/2" brass WS 60 H 8mm			
	GEV No.	550361	Ref. No. —
blind flange ø 58mm thread 1 1/2"			





			
1			
GEV No.	417373	Ref. No.	03201
description	heating element 50W 100-240V ø 95mm connection male faston 6.3mm PTC		
For models:	B600W-DUO, B600W-DUO-DOS		

			
1			
GEV No.	417310	Ref. No.	03118
description	heating element 6000W 230V heating circuits 3 thread 1½" L 285mm W 37mm H 33mm tube ø 8.5mm thermostat sleeves ø 9mm length thermostat sleeves 270mm connection male faston 6.3mm connection length 48mm immersion heater flange with thread		
For models:	DWI-GL60-3N-400V, DWI-GL60HW-3N-400V, FC-2x10L-Comfort, FC-GL-1x10-3N-400V, FC-GL-1x10-HW-3N-400V, FC-GL-2x10-3N-380V, FC-GL-2x10-3N-400V, FC-GL-2x10-HW-3N-400V, FC-GLD-2x10-3N-400V		

accessories for	417310		
	GEV No.	510406	Ref. No. 08237
	flat gasket fibre ED ø 60mm ID ø 48mm thickness 3mm for thread 1½" Qty 1 pcs		
	GEV No.	510424	Ref. No. —
	gasket copper ED ø 55mm ID ø 48mm thickness 2.2mm Centellen for thread 1½"		
	GEV No.	520211	Ref. No. —
	reducer thread 2" ET - 1½" IT brass		
	GEV No.	520212	Ref. No. —
	hexagonal nut thread 1½" brass WS 60 H 8mm		
	GEV No.	550361	Ref. No. —
	blind flange ø 58mm thread 1½"		

			
1			
GEV No.	417312	Ref. No.	03029
description	heating element 9000W 230V heating circuits 3 thread 2" L 300mm ø 54mm tube ø 6.3mm thermostat sleeves ø 9mm length thermostat sleeves 255mm number of thermostat sleeves 1 thermostat sleeve not clinging connection male faston 6.3mm immersion heater flange with thread		
For models:	DWI-GL180-3N-380V, DWI-GL90-3N-400V, DWI-GL90HW-3N-400V, FC-GL-1x20-3N-400V, FC-GL-1x20-HW-3N-400V, FC-GL-2x20-3N-400V, FC-GL-2x20-HW-3N-400V, FC-GL-2x40-3N-380V, FC-GLD-2x20-3N-400V		

			
1			
GEV No.	417422	Ref. No.	03220
description	heating element SS 1100W 230V heating circuits 1 flange 50x26mm L 82mm W 30mm H 52mm compression flange connection male faston 6.3mm tube ø 6.5mm		
For models:	CB10W, CB1x10WL, CB1x10WR, CB1x20WL, CB1x20WR, CB1x5WL, CB1x5WR, CB20W, CB2x10W, CB2x20W, CB2x5W, CB5W		
accessories for	417422		
	GEV No.	510387	Ref. No. —
	gasket L 46mm W 22mm ømm EPDM for heating element for flange 50x26mm		

			
1			
GEV No.	417370	Ref. No.	12780
description	hot plate 120-240V ø 150mm PTC suitable for ANIMO for M		
For models:	Excelso, M100-Black, M100-Blue, M100-Grey, M100W, M102, M102-Black, M200, M200-Black, M200W, M200W-Black, M202, M202-Black, M202W, M202W-Black, M21, M21-Black, M22, M22-Black		

			
1			
GEV No.	417301	Ref. No.	03105 99118
description	hot plate 82W 230V heating circuits 1 ø 134mm H 5mm connection male faston 6.3mm suitable for ANIMO		
For models:	A100, A100W, A100W-2N-380-415V, A102, A140-220-240V, A200, A200-3WHPL, A200W, A200W-2N-380-415V, A202, A202W, A21, A22, B100, B200, B200WS, B202, B600W		

			
1			
GEV No.	417372	Ref. No.	92111
description	hot plate 82W 230V heating circuits 1 ø 153mm suitable for ANIMO for B		
For models:	B200, B200WF		

			
1			
GEV No.	417371	Ref. No.	08384
description	hot plate ø 153mm black		
For models:	A100, A100W, A100W-2N-380-415V, A102, A140-220-240V, A200, A200-3WHPL, A200W, A200W-2N-380-415V, A202, A202W, A21, A22, B100, B200		



flow heaters




1

GEV No.	417365	Ref. No.	12707
description	flow heater 1600W 230V ø 68mm H 175mm suitable for ANIMO for M		
For models:	M100W, M102, M102-Black, M200W, M200W-Black, M202, M202-Black, MT100W, MT200W, MT200W-Black, MT200Wp, MT200Wp-Black		




1

GEV No.	417366	Ref. No.	13481
description	flow heater 2100W 230V ø 68mm H 175mm suitable for ANIMO for Excelso (T)		
For models:	Excelso, Excelso-T, Excelso-Tp		



1

GEV No.	417364	Ref. No.	12706
description	flow heater 2100W 230V ø 68mm H 175mm suitable for ANIMO for M		
For models:	M100-Black, M100-Blue, M100-Grey, M200, M200-Black, M202W, M202W-Black, MT100-Black, MT100-Blue, MT100-Grey, MT100v, MT100v-Black, MT200, MT200-Black, MT200v, MT200v-Black, MT202W, MT202W-Black		



1

GEV No.	417200	Ref. No.	11143
description	flow heater 2100W 230V ø 74mm L 148mm connection male faston 6.3mm		
For models:	A100, A100W-2N-380-415V, A140-220-240V, A200, A200-3WHPL, A200W-2N-380-415V, A202W, TA100, TA100W-2N-380-415V, TA200, TA200W-2N-380-415V, TA202W, TVA100, TVA200		



1

GEV No.	417362	Ref. No.	03221
description	flow heater 3000W 230/400V ø 58mm H 210mm suitable for ANIMO for ComBi Line		
For models:	CB1x5L, CB1x5R, CB1x5WL, CB1x5WR, CB2x5, CB2x5W, CB5, CB5W		



1

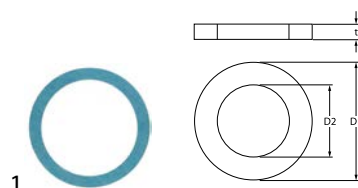
GEV No.	417363	Ref. No.	03222
description	flow heater 6000W 230/400V ø 58mm H 265mm suitable for ANIMO for ComBi Line		
For models:	CB10, CB10W, CB1x10L, CB1x10R, CB1x10WL, CB1x10WR, CB2x10, CB2x10W		



accessories

sealing washers

fibre gaskets



GEV No.	510406	Ref. No.	08237
description	flat gasket fibre ED ø 60mm ID ø 48mm thickness 3mm for thread 1½" Qty 1 pcs		
For models:	DWI-GL30-230V, DWI-GL45-3N-400V, DWI-GL60-3N-400V, DWI-GL60HW-3N-400V, FC-2x10L-Comfort, FC-2x5L-Comfort, FC-GL-1x10-3N-400V, FC-GL-1x10-HW-3N-400V, FC-GL-1x5-230V, FC-GL-2x10-3N-380V, FC-GL-2x10-3N-400V, FC-GL-2x10-HW-3N-400V, FC-GL-2x5-220V, FC-GL-2x5-230V, FC-GL-2x5-3N-380V, FC-GL-2x5-HW-3N-400V, FC-GLD-2x10-3N-400V, FC-GLD-2x5-3N-400V, FC-TK-2x5-220V, KF6-GL-220V, KF6-GL-230V, KF6-GL-3N-380V, KF6-GL-3N-400V		

spring clips



GEV No.	550039	Ref. No.	06336
description	probe clip for pipe ø 8.5mm for probe ø 3.1mm Qty 1 pcs		
For models:	1-PBD-Antraciet, 1-PBD-Rood, 2-PBD-Antraciet, 2-PBD-Rood, A100W, A100W-2N-380-415V, A200W, A200W-2N-380-415V, A202W, B100, B200, B200WF, B200WS, B202, B600W-DUO, B600W-DUO-DOS, CB10W, CB1x10WL, CB1x10WR, CB1x20WL, CB1x20WR, CB1x5WL, CB1x5WR, CB20W, CB2x10W, CB2x20W, CB2x5W, CB5W, DWI-GL-60HW-3N-400V, DWI-GL90HW-3N-400V, FC-GL-1x10-HW-3N-400V, FC-GL-1x20-HW-3N-400V, FC-GL-2x10-HW-3N-400V, FC-GL-2x20-HW-3N-400V, FC-GL-2x5-HW-3N-400V, M100W, M200W, M200W-Black, M202W, M202W-Black, MT100W, MT200W, MT200W-Black, MT200Wp, MT200Wp-Black, MT202W, MT202W-Black, MW-10L, MW-20L, MW-5L...(Other models you can see in the webshop)		

thermostats

bi-metal thermostats

safety bi-metal thermostats




GEV No.	390346	Ref. No.	03103
description	bi-metal safety thermostat hole distance 23.5mm switch-off temp. 106°C 1NC 1-pole 16A connection F6.3 mounting ø 16mm		
For models:	A100, A100W, A100W-2N-380-415V, A102, A140-220-240V, A200, A200-3WHPL, A200W, A200W-2N-380-415V, A202, A202W, Excelso, Excelso-T, Excelso-Tp, TA100, TA100W, TA100W-2N-380-415V, TA200, TA200W, TA200W-2N-380-415V, TA202W, TVA100, TVA200		



GEV No.	417361	Ref. No.	03223
description	flow heater 9000W 230/400V ø 58mm L 320mm Wmm suitable for ANIMO for ComBi Line		
For models:	CB1x20L, CB1x20R, CB1x20WL, CB1x20WR, CB1x40L, CB1x40R, CB20, CB20W, CB2x20, CB2x20W, CB2x40, CB40		

foil heating elements



GEV No.	417374	Ref. No.	54199
description	foil heating element ø 125mm 35W 115/230V suitable for ANIMO		
For models:	CB1x5L, CB1x5R, CB1x5WL, CB1x5WR, CB2x5, CB2x5W, CN5e, CN5e-without-gauge-glass		



GEV No.	417376	Ref. No.	54203
description	foil heating element ø 155mm 70W 115/230V t.max. 120°C silicone cable length 250mm connection male faston 6.3mm Lmm		
For models:	CB1x10L, CB1x10R, CB1x10WL, CB1x10WR, CB1x20L, CB1x20R, CB1x20WL, CB1x20WR, CB1x40L, CB1x40R, CB2x10, CB2x10W, CB2x20, CB2x20W, CB2x40, CN10e, CN10e-without-gauge-glass, CN20e, CN20e-without-gauge-glass, CN40e		

bi-metal thermostats



GEV No.	390347	Ref. No.	03031
description	bi-metal thermostat hole distance 40mm switch-off temp. 115°C 1NC 1-pole 16A connection F6.3 2 hole fixing		
For models:	B600W, CE-10L-STA, CE-10L-STA-PLGLS, CE-12L-STA, CE-16L-STA, CE-16L-STA-PLGLS, CE-20L-STA, CE-20L-STA-PLGLS, CE-25L-STA, CE-40L-STA, CE-4L-STA, CE-6L-STA, CE-6L-STA-PLGLS, CE-8L-STA, DE-10L, DE-10L-INSTALL, DE-20L-INSTALL, DE-40L, DE-40L-INSTALL, DE-5L, DE-5L-INSTALL, DWI-GL180-3N-380V, FC-2x5L-Comfort, FC-GL-1x10-3N-400V, FC-GL-1x10-HW-3N-400V, FC-GL-1x20-3N-400V, FC-GL-1x20-HW-3N-400V, FC-GL-1x5-230V, FC-GL-2x10-3N-380V, FC-GL-2x10-3N-400V, FC-GL-2x10-HW-3N-400V, FC-GL-2x20-3N-400V, FC-GL-2x20-HW-3N-400V, FC-GL-2x40-3N-380V, FC-GL-2x5-220V, FC-GL-2x5-230V, FC-GL-2x5-3N-380V, FC-GL-2x5-HW-3N-400V, FC-GLD-2x10-3N-400V, FC-GLD-2x20-3N-400V, FC-GLD-2x5-3N-400V, FC-TK-2x5-220V, KF6-GL-220V, KF6-GL-3N-380V, MPW		



GEV No.	375971	Ref. No.	02868
description	bi-metal thermostat switch-off temp. 80°C 1NO 1-pole		
For models:	Perco-10L, Perco-15L, Perco-5L		

control and safety thermostats

EGO

control thermostats

55.10/19_series



GEV No.	375482	Ref. No.	03090
description	thermostat t.max. 95°C temperature range 30-90°C 1-pole 1CO 16A probe ø 6mm probe L 138mm capillary pipe 860mm capillary pipe isolatedmm gland nut M9x1 shaft ø 6x4.6mm shaft L 23mm shaft position lower rotation 270°		
For models:	B600W-DUO, B600W-DUO-DOS, MW-10L, MW-20L, MW-5L, MWR-10L, MWR-20L, MWR-40L, MWR-5L, MWRn-10L, MWRn-20L, MWRn-5L, WKI-10L-HA, WKI-10L-VA, WKI-10n, WKI-20L-VA-3KW, WKI-20L-VA-6KW, WKI-20n-3KW, WKI-20n-6KW, WKI-40L-VA, WKI-40n, WKI-60L-VA, WKI-60n, WKI-80L-VA, WKI-80n, WKT-10HA, WKT-10n-HA, WKT-10n-VA, WKT-10VA, WKT-20n-HA, WKT-20n-VA, WKT-25HA, WKT-25VA, WKT-D-10L-HA, WKT-D-10n-HA, WKT-D-10n-VA, WKT-D-18L-HA, WKT-D-20n-HA, WKT-D-20n-VA, WKT-D-5n-HA, WKT-D-5n-VA		
accessories for	375482		
	GEV No.	111934	Ref. No.
			03040 54167
	knob thermostat t.max. 90°C ø 50mm shaft ø 6x4.6mm shaft flat upper black temperature range 30-90°C rotation 270°		



GEV No.	390349	Ref. No.	03171
description	thermostat t.max. 95°C temperature range 30-95°C 1-pole 1CO 16A probe ø 6mm probe L 138mm capillary pipe 860mm capillary pipe isolatedmm gland nut M9x1 rotation 270°		
For models:	B600W, MPW		

safety thermostats

55.13_series




GEV No.	375048	Ref. No.	03093
description	safety thermostat switch-off temp. 132°C 1-pole 16A probe ø 3.1mm probe L 248mm capillary pipe 830mm capillary pipe isolatedmm gland nut M9x1 probe SS		
For models:	1-PBD-Antraciet, 1-PBD-Rood, 2-PBD-Antraciet, 2-PBD-Rood, A100W, A100W-2N-380-415V, A200W, A200W-2N-380-415V, A202W, B100, B200, B200WF, B202, B600W, B600W-DUO, B600W-DUO-DOS, DWI-GL60HW-3N-400V, DWI-GL90HW-3N-400V, FC-GL-1x10-HW-3N-400V, FC-GL-1x20-HW-3N-400V, FC-GL-2x10-HW-3N-400V, FC-GL-2x20-HW-3N-400V, FC-GL-2x5-HW-3N-400V, M100W, M200W, M200W-Black, M202W, M202W-Black, MT100W, MT200W, MT200W-Black, MT200Wp, MT200Wp-Black, MT202W, MT202W-Black, MW-5L, MWR-10L, MWR-20L, MWR-40L, MWR-5L, MWRn-10L, MWRn-20L, MWRn-5L, OptiFresh-1, OptiFresh-2, OptiFresh-3, OptiFresh-4, OptiFresh-Bean-1, OptiFresh-Bean-2, OptiFresh-Bean-3...(Other models you can see in the webshop)		



GEV No.	390348	Ref. No.	03047
description	safety thermostat switch-off temp. 98°C 1-pole 16A probe ø 8mm probe L 81mm capillary pipe 1050mm capillary pipe isolatedmm gland nut probe		
For models:	DWI-GL180-3N-380V, DWI-GL30-230V, DWI-GL45-3N-400V, DWI-GL60-3N-400V, DWI-GL60HW-3N-400V, DWI-GL90-3N-400V, DWI-GL90HW-3N-400V, FC-2x10L-Comfort, FC-2x5L-Comfort, FC-GL-1x10-3N-400V, FC-GL-1x10-HW-3N-400V, FC-GL-1x20-3N-400V, FC-GL-1x20-HW-3N-400V, FC-GL-1x5-230V, FC-GL-2x10-3N-380V, FC-GL-2x10-3N-400V, FC-GL-2x10-HW-3N-400V, FC-GL-2x20-3N-400V, FC-GL-2x20-HW-3N-400V, FC-GL-2x40-3N-380V, FC-GL-2x5-220V, FC-GL-2x5-230V, FC-GL-2x5-3N-380V, FC-GL-2x5-HW-3N-400V, FC-GLD-2x10-3N-400V, FC-GLD-2x20-3N-400V, FC-GLD-2x5-3N-400V, FC-TK-2x5-220V, KF6-GL-220V, KF6-GL-230V, KF6-GL-3N-380V, KF6-GL-3N-400V		

55.32_series



GEV No.	375511	Ref. No.	03106
description	thermostat switch-off temp. 130°C 3-pole 3NC 20A probe ø 3mm probe L 300mm capillary pipe 1500mm capillary pipe isolated 450mm gland nut M9x1 starting temperature 121°C probe SS probe material SS		
For models:	CB10W, CB1x10WL, CB1x10WR, CB1x20WL, CB1x20WR, CB1x5WL, CB1x5WR, CB20W, CB2x10W, CB2x20W, CB2x5W, CB5W, MW-10L, MW-20L, OptiVend-1, OptiVend-1TL, OptiVend-1TS, OptiVend-2, OptiVend-3, OptiVend-3TS, OptiVend-4, OptiVend-4TS, OptiVend-Choco, OptiVend-HS, OptiVend-HS-Duo, WKI-20n-6KW, WKI-40n, WKI-60n, WKI-80n		

55.33_series



GEV No.	390706	Ref. No.	03089
description	safety thermostat switch-off temp. 90°C 3-pole 20A probe ø 6mm probe L 114mm capillary pipe 380mm capillary pipe isolated 360mm gland nut probe probe material SS		
For models:	CB10, CB10W, CB1x10L, CB1x10R, CB1x10WL, CB1x10WR, CB1x20L, CB1x20R, CB1x20WL, CB1x20WR, CB1x40L, CB1x40R, CB1x5L, CB1x5R, CB1x5WL, CB1x5WR, CB20, CB20W, CB2x10, CB2x10W, CB2x20, CB2x20W, CB2x40, CB2x5, CB2x5W, CB40, CB5, CB5W		

COTHERM



GEV No.	375513	Ref. No.	02929
description	safety thermostat t.max. 106°C temperature range°C 1-pole 1NC 20A probe ø 2.3mm probe L 10mm capillary pipe 300mm capillary pipe isolatedmm gland nut shaft ømm shaft Lmm shaft position rotation° cable length 330mm switch-off temp. 106°C		
For models:	M100-Black, M100-Blue, M100-Grey, M100W, M102, M102-Black, M200, M200-Black, M200W, M200W-Black, M202, M202-Black, M202W, M202W-Black, MT100-Black, MT100-Blue, MT100-Grey, MT100v, MT100v-Black, MT100W, MT200, MT200-Black, MT200v, MT200v-Black, MT200W, MT200W-Black, MT200Wp, MT200Wp-Black, MT202W, MT202W-Black		



accessories

probe clips

spring clips

for safety thermostat



1			
GEV No.	550039	Ref. No.	06336
description	probe clip for pipe ø 8.5mm for probe ø 3.1mm Qty 1 pcs		
For models:	1-PBD-Antraciet, 1-PBD-Rood, 2-PBD-Antraciet, 2-PBD-Rood, A100W, A100W-2N-380-415V, A200W, A200W-2N-380-415V, A202W, B100, B200, B200WF, B200WS, B202, B600W-DUO, B600W-DUO-DOS, CB10W, CB1x10WL, CB1x10WR, CB1x20WL, CB1x20WR, CB1x5WL, CB1x5WR, CB20W, CB2x10W, CB2x20W, CB2x5W, CB5W, DWI-GL-60HW-3N-400V, DWI-GL90HW-3N-400V, FC-GL-1x10-HW-3N-400V, FC-GL-1x20-HW-3N-400V, FC-GL-2x10-HW-3N-400V, FC-GL-2x20-HW-3N-400V, FC-GL-2x5-HW-3N-400V, M100W, M200W, M200W-Black, M202W, M202W-Black, MT100W, MT200W, MT200W-Black, MT200Wp, MT200Wp-Black, MT202W, MT202W-Black, MW-10L, MW-20L, MW-5L...(Other models you can see in the webshop)		

switches and momentary switches

rocker/momentary rocker switches

30x11mm

1			
GEV No.	301014	Ref. No.	02100
description	momentary rocker switch mounting measurements 30x11mm black 1NO 250V 16A connection male faston 6.3mm ambient temperature max. 85/125°C protection IP40 mounting ømm male faston 6.3mm		
For models:	B200WS, B202, WKI-10L-HA		

1			
GEV No.	301012	Ref. No.	02117
description	rocker switch mounting measurements 30x11mm green 1NO/indicator light 250V 16A 0-I connection male faston 6.3mm ambient temperature max. 85/125°C protection IP40		
For models:	B200WS, B202, WKI-10L-HA, WKI-10L-VA, WKI-20L-VA-3KW, WKI-20L-VA-6KW, WKI-40L-VA, WKI-60L-VA, WKI-80L-VA		

1			
GEV No.	301011	Ref. No.	02118
description	rocker switch mounting measurements 30x11mm orange 1NO/indicator light 250V 16A 0-I connection male faston 6.3mm ambient temperature max. 85/125°C protection IP40		
For models:	B200WS, B202, WKI-10L-VA, WKI-20L-VA-3KW, WKI-20L-VA-6KW, WKI-40L-VA, WKI-60L-VA, WKI-80L-VA		

1			
GEV No.	301038	Ref. No.	02174
description	rocker switch mounting measurements 30x11mm green 1NO/indicator light 250V 16A connection male faston 6.3mm		
For models:	A200-3WHPL, WKT-10n-VA, WKT-20n-VA, WKT-D-10n-VA, WKT-D-20n-VA, WKT-D-5n-VA		

1			
GEV No.	346423	Ref. No.	02340
description	rocker switch mounting measurements 30x11mm green 1NO/indicator light 250V 16A 0-I connection male faston 6.3mm ambient temperature max. 85°C/145°C protection IP65 with cover cap		
For models:	MPW, MWR-10L, MWR-20L, MWR-40L, MWR-5L, MWRn-10L, MWRn-20L, MWRn-5L, OptiBean-2, OptiBean-3, OptiFresh-1, OptiFresh-2, OptiFresh-3, OptiFresh-4, OptiFresh-Bean-1, OptiFresh-Bean-2, OptiFresh-Bean-3, OptiFresh-Bean-4, OptiVend-1, OptiVend-1TL, OptiVend-1TS, OptiVend-2, OptiVend-3, OptiVend-3TS, OptiVend-4, OptiVend-4TS, OptiVend-Choco, OptiVend-HS, OptiVend-HS-Duo, WKI-10n, WKI-20n-3KW, WKI-20n-6KW, WKI-40n, WKI-60n, WKI-80n		
accessories for	346423		
	GEV No.	301035	Ref. No.
			—
	protective cover mounting measurements 30x11mm		

1			
GEV No.	301260	Ref. No.	01999
description	rocker switch mounting measurements 30x11mm orange 1NO/indicator light 250V 16A connection male faston 6.3mm ambient temperature max. 105°C protection IP40 with cover cap		
For models:	WKI-10n, WKI-20n-3KW, WKI-20n-6KW, WKI-40n, WKI-60n, WKI-80n		
accessories for	301260		
	GEV No.	301035	Ref. No.
			—
	protective cover mounting measurements 30x11mm		

1			
GEV No.	347562	Ref. No.	02865
description	rocker switch mounting measurements 30x11mm red 1NO/indicator light 250V 15A 0-I connection male faston 6.3mm ambient temperature max. 85°C/145°C protection IP65 with cover cap		
For models:	Perco-10L, Perco-15L, Perco-5L, Percostar-12, Percostar-15, Percostar-3, Percostar-6.5		



30x22mm



GEV No.	301259	Ref. No.	01996
description	rocker switch mounting measurements 30x22mm blue 2NO 250V 16A illuminated connection male faston 6.3mm ambient temperature max. 85°C protection IP40		
For models:	Excelso-T, Excelso-Tp		



GEV No.	301061	Ref. No.	02522
description	rocker switch mounting measurements 30x22mm orange 2NO 250V 16A illuminated connection male faston 6.3mm ambient temperature max. 125/55°C protection IP40		
For models:	A21, B600W, MW-10L, MW-20L, MW-5L		



GEV No.	301004	Ref. No.	02524
description	rocker switch mounting measurements 30x22mm black 2CO 250V 16A connection male faston 6.3mm ambient temperature max. 125/55°C protection IP40		
For models:	B600W		
accessories for	301004		
	GEV No.	301036	Ref. No. —
	protective cover internal size 30x22mm for rocker switch mounting measurementsmm		



GEV No.	301078	Ref. No.	02523
description	momentary rocker switch mounting measurements 30x22mm black 2NO 250V 16A momentary 0-I connection male faston 6.3mm ambient temperature max. 85/125°C protection IP40		
accessories for	301078		
	GEV No.	301036	Ref. No. —
	protective cover internal size 30x22mm for rocker switch mounting measurementsmm		

labelled



GEV No.	346566	Ref. No.	02523
description	momentary rocker switch mounting measurements 30x22mm black 2NO 230V 10A 0-I connection male faston 6.3mm ambient temperature max. 100/55°C protection IP65 with cover cap		
For models:	B600W		
accessories for	346566		
	GEV No.	301036	Ref. No. —
	protective cover internal size 30x22mm for rocker switch mounting measurementsmm		



GEV No.	300125	Ref. No.	02294
description	rocker switch mounting measurements 30x22mm green 2NO 230V 16A 0-I connection male faston 6.3mm ambient temperature max. 125/55°C protection IP65 with cover cap		
For models:	1-PBD-Antraciet, 1-PBD-Rood, 2-PBD-Antraciet, 2-PBD-Rood, B600W, B600W-DUO, B600W-DUO-DOS, DWI-GL180-3N-380V, DWI-GL30-230V, DWI-GL45-3N-400V, DWI-GL60-3N-400V, DWI-GL60HW-3N-400V, DWI-GL90-3N-400V, DWI-GL90HW-3N-400V, FC-GL-1x10-3N-400V, FC-GL-1x10-HW-3N-400V, FC-GL-1x20-3N-400V, FC-GL-1x20-HW-3N-400V, FC-GL-1x5-230V, FC-GL-2x10-3N-380V, FC-GL-2x10-3N-400V, FC-GL-2x10-HW-3N-400V, FC-GL-2x20-3N-400V, FC-GL-2x20-HW-3N-400V, FC-GL-2x40-3N-380V, FC-GL-2x5-220V, FC-GL-2x5-230V, FC-GL-2x5-3N-380V, FC-GL-2x5-HW-3N-400V, FC-GLD-2x10-3N-400V, FC-GLD-2x20-3N-400V, FC-GLD-2x5-3N-400V, KF6-GL-220V, KF6-GL-230V, KF6-GL-3N-380V, KF6-GL-3N-400V, PBD		
accessories for	300125		
	GEV No.	301036	Ref. No. —
	protective cover internal size 30x22mm for rocker switch mounting measurementsmm		



GEV No.	301029	Ref. No.	02569
description	rocker switch mounting measurements 30x22mm green 1NO/NO 250V 16A illuminated connection male faston 6.3mm ambient temperature max. 85°C protection IP40		
For models:	A100, A100W, A100W-2N-380-415V, A102, A140-220-240V, A200, A200-3WHPL, A200W, A200W-2N-380-415V, A202, A202W, A21, A22, B100, B200, B200WF		






GEV No.	301261	Ref. No.	01995
description	rocker switch mounting measurements 30x22mm blue/blue 1NO/NO 250V 16A illuminated connection male faston 6.3mm ambient temperature max. 125/55°C protection IP40		
For models:	Excelso		






GEV No.	301294	Ref. No.	02568
description	rocker switch mounting measurements 30x22mm black 1CO/1NO 250V 16A latching/momentary connection male faston 6.3mm ambient temperature max. 125/55°C protection IP40		
For models:	A200, A200-3WHPL, A200W, A200W-2N-380-415V, A202, A202W, B200, B200WF, TA200, TA200W, TA200W-2N-380-415V, TA202W, TB200WF, TVA200, TVB200		





			
1			
GEV No.	301033	Ref. No.	02567
description	rocker switch mounting measurements 30x22mm orange/orange 1NO/indicator light 250V 16A connection male faston 6.3mm ambient temperature max. 85°C protection IP40		
For models:	A100, A100W, A100W-2N-380-415V, A102, A200, A200-3WHPL, A200W, A200W-2N-380-415V, A202, A202W, B100, B200, B200WF, DWI-GL60HW-3N-400V, DWI-GL90HW-3N-400V, FC-GL-1x10-HW-3N-400V, FC-GL-1x20-HW-3N-400V, FC-GL-2x10-HW-3N-400V, FC-GL-2x20-HW-3N-400V, FC-GL-2x5-HW-3N-400V, TA100, TA100W, TA100W-2N-380-415V, TA200, TA200W, TA200W-2N-380-415V, TA202W, TB200WF, TVA100, TVA200, TVB100, TVB200, WKS		


<p>ø20mm</p> 			
1			
GEV No.	347327	Ref. No.	02096
description	rocker switch mounting ø 20mm black 1NO 250V 10A with cover cap 0-I connection male faston 4.8mm ambient temperature max. 85°C protection IP65		
For models:	CB10, CB10W, CB1x10L, CB1x10R, CB1x10WL, CB1x10WR, CB1x20L, CB1x20R, CB1x20WL, CB1x20WR, CB1x40L, CB1x40R, CB1x5L, CB1x5R, CB1x5WL, CB1x5WR, CB20, CB20W, CB2x10, CB2x10W, CB2x20, CB2x20W, CB2x40, CB2x5, CB2x5W, CB40, CB5, CB5W, KKWn		
spare parts for	347327		
		GEV No.	347331
	protective cover ED ø 24mm H 8mm	Ref. No.	02083

<p>miscellaneous</p> 			
1			
GEV No.	301262	Ref. No.	02180
description	rocker switch black 1NO 250V 16A illuminated 1-pole		
For models:	M100-Black, M100-Blue, M100-Grey, M100W, M102, M102-Black, M200, M200-Black, M200W, M200W-Black, M202, M202-Black, M202W, M202W-Black, M21, M21-Black, M22, M22-Black, MT100-Black, MT100-Blue, MT100-Grey, MT100v, MT100v-Black, MT100W, MT200, MT200-Black, MT200v, MT200v-Black, MT200W, MT200W-Black, MT200Wp, MT200Wp-Black, MT202W, MT202W-Black, WKT-3n-HA, WKT-3n-VA		
accessories for	301262		
		GEV No.	301263
	frame for switch	Ref. No.	07943

<p>push/momentary push switches</p>			
<p>miscellaneous</p>			
			
1			
GEV No.	541147	Ref. No.	80060 80060/09008
description	push switch red 250V 6A ambient temperature max. 85°C protection IP40		
For models:	B600W-DUO-DOS		

<p>accessories</p>			
<p>frame</p>			
			
1			
GEV No.	301263	Ref. No.	07943
description	frame for switch		
For models:	M100W, M200W, M200W-Black, M202W, M202W-Black, MT100-Black, MT100-Blue, MT100-Grey, MT100v, MT100v-Black, MT100W, MT200, MT200-Black, MT200v, MT200v-Black, MT200W, MT200W-Black, MT200Wp, MT200Wp-Black, MT202W, MT202W-Black, WKT-3n-HA, WKT-3n-VA		

<p>protective covers</p>			
			
1			
GEV No.	347331	Ref. No.	02083
description	protective cover ED ø 24mm H 8mm		
For models:	CB10, CB10W, CB1x10L, CB1x10R, CB1x10WL, CB1x10WR, CB1x20L, CB1x20R, CB1x20WL, CB1x20WR, CB1x40L, CB1x40R, CB1x5L, CB1x5R, CB1x5WL, CB1x5WR, CB20, CB20W, CB2x10, CB2x10W, CB2x20, CB2x20W, CB2x40, CB2x5, CB2x5W, CB40, CB5, CB5W, KKWn		

<p>float switches</p>			
			
1			
GEV No.	347328	Ref. No.	02930
description	float switch thread M10x1.5 1NO ø 25mm L 50mm mounting ø 11mm 250V 0.5A cable cable length 300mm		
For models:	M100-Black, M100-Blue, M100-Grey, M100W, M102, M102-Black, M200, M200-Black, M200W, M200W-Black, M202, M202-Black, M202W, M202W-Black, MT100-Black, MT100-Blue, MT100-Grey, MT100v, MT100v-Black, MT100W, MT200, MT200-Black, MT200v, MT200v-Black, MT200W, MT200W-Black, MT200Wp, MT200Wp-Black, MT202W, MT202W-Black		



magnetic switches

ø 7mm



1

GEV No.	347330 ¹	Ref. No.	03063
description	magnetic switch 28V 0.2A P max. 5W probe L 26mm 1NO connection coded plug cable length 400mm		
For models:	CB10, CB10W, CB1x10L, CB1x10R, CB1x10WL, CB1x10WR, CB1x20L, CB1x20R, CB1x20WL, CB1x20WR, CB1x40L, CB1x40R, CB1x5L, CB1x5R, CB1x5WL, CB1x5WR, CB20, CB20W, CB2x10, CB2x10W, CB2x20, CB2x20W, CB2x40, CB2x5, CB2x5W, CB40, CB5, CB5W		

¹with coded connector

miscellaneous



1

GEV No.	402691	Ref. No.	99231
description	detector for coffee pot for ANIMO		
For models:	M100-Black, M100-Blue, M100-Grey, M100W, M102, M102-Black, M200, M200-Black, M200W, M200W-Black, M202, M202-Black, M202W, M202W-Black, MT100-Black, MT100-Blue, MT100-Grey, MT100v, MT100v-Black, MT100W, MT200, MT200-Black, MT200v, MT200v-Black, MT200W, MT200W-Black, MT200Wp, MT200Wp-Black, MT202W, MT202W-Black		

lamps

indicator lights

indicator lights (complete)

ø 9mm



1

GEV No.	359576	Ref. No.	01998
description	indicator light ø 9mm 230V blue connection male faston 6.3mm temp.-resist. 120°C		
For models:	Excelso, Excelso-T, Excelso-Tp, OptiCool, OptiCool-TS		



1

GEV No.	359059	Ref. No.	02258
description	indicator light ø 9mm 230V yellow		
For models:	A100W, A100W-2N-380-415V, A140-220-240V, B200WS, B202, FC-TK-2x5-220V, MW-10L, MW-20L, MW-5L, TA100W, TA100W-2N-380-415V		

ø10mm

with plug-in socket



1

GEV No.	359140	Ref. No.	02037
description	indicator light ø 10mm yellow 230V connection male faston 6.3mm Qty 1 pcs		
For models:	CB1x10L, CB1x10R, CB1x10WL, CB1x10WR, CB1x20L, CB1x20R, CB1x20WL, CB1x20WR, CB1x40L, CB1x40R, CB1x5L, CB1x5R, CB1x5WL, CB1x5WR, CB2x10, CB2x10W, CB2x20, CB2x20W, CB2x40, CB2x5, CB2x5W, CN10e, CN10e-without-gauge-glass, CN20e, CN20e-without-gauge-glass, CN40e, CN5e, CN5e-without-gauge-glass, WKT-10n-HA, WKT-10n-VA, WKT-20n-HA, WKT-20n-VA, WKT-D-10n-HA, WKT-D-10n-VA, WKT-D-20n-HA, WKT-D-20n-VA, WKT-D-5n-HA, WKT-D-5n-VA		

ø16mm

with plug-in socket



1

GEV No.	359574	Ref. No.	02255
description	indicator light ø 16mm 220V yellow connection male faston 6.3mm temp.-resist. 150°C rated 2mA		
For models:	DE-10L, DE-10L-INSTALL, DE-20L, DE-20L-INSTALL, DE-40L, DE-40L-INSTALL, DE-5L, DE-5L-INSTALL, DWI-GL180-3N-380V, FC-2x5L-Comfort, FC-GL-1x10-3N-400V, FC-GL-1x10-HW-3N-400V, FC-GL-1x20-3N-400V, FC-GL-1x20-HW-3N-400V, FC-GL-1x5-230V, FC-GL-2x10-3N-380V, FC-GL-2x10-3N-400V, FC-GL-2x10-HW-3N-400V, FC-GL-2x20-3N-400V, FC-GL-2x20-HW-3N-400V, FC-GL-2x40-3N-380V, FC-GL-2x5-220V, FC-GL-2x5-230V, FC-GL-2x5-3N-380V, FC-GL-2x5-HW-3N-400V, FC-GLD-2x10-3N-400V, FC-GLD-2x20-3N-400V, FC-GLD-2x5-3N-400V, FC-TK-2x5-220V, WKT-10HA, WKT-10VA, WKT-25HA, WKT-25VA, WKT-D-10L-HA, WKT-D-18L-HA		


30x11mm





1

GEV No.	359058	Ref. No.	99804
description	indicator light mounting measurements 30x11mm 230V green		




30x22mm			
			
1			
GEV No.	359250	Ref. No.	02526
description	indicator light mounting measurements 30x22mm 24V green connection male faston 6.3mm		
For models:	B600W		


			
1			
GEV No.	359251	Ref. No.	02525
description	indicator light mounting measurements 30x22mm 24V yellow connection male faston 6.3mm		
For models:	B600W		


34x12mm			
			
1			
GEV No.	359056	Ref. No.	02130
description	indicator light mounting measurements 34x12mm 230V green/yellow		
For models:	FC-2x10L-Comfort, FC-2x5L-Comfort, WKT-3L-HA, WKT-3L-VA		

timers

digital timers


			
1			
GEV No.	350057	Ref. No.	99730
description	timer electronic up to 99h		

			
1			
GEV No.	350058	Ref. No.	99995
description	timer GRÄSSLIN 2CO mounting measurements 66x66mm connection lateral 2-pole electronic front measurements 72x72mm manuf. no. 572.1 at 250V 16A		

			
1			
GEV No.	350060	Ref. No.	99731
description	timer TEMPOMATIC K-400-2CM time range 0-99h 230VAC 16A mounting measurements 66x50mm 1NO		

defrost timers

GRÄSSLIN

			
1			
GEV No.	350058	Ref. No.	99995
description	timer GRÄSSLIN 2CO mounting measurements 66x66mm connection lateral 2-pole electronic front measurements 72x72mm manuf. no. 572.1 at 250V 16A		



contactors

ABB

power contactors



1

GEV No.	381115	Ref. No.	02013
description	power contactor resistive load 16A 230VAC (AC3/400V) 9A/4kW main contacts 4NO connection male faston 6.3mm type B6-40-00-F		
For models:	B600W, B600W-DUO, B600W-DUO-DOS, CB1x40L, CB1x40R, CB2x40, CB40, DWI-GL180-3N-380V, DWI-GL30-230V, DWI-GL45-3N-400V, DWI-GL60-3N-400V, DWI-GL60HW-3N-400V, DWI-GL90-3N-400V, DWI-GL90HW-3N-400V, FC-GL-1x10-3N-400V, FC-GL-1x10-HW-3N-400V, FC-GL-1x20-3N-400V, FC-GL-1x20-HW-3N-400V, FC-GL-1x5-230V, FC-GL-2x10-3N-380V, FC-GL-2x10-3N-400V, FC-GL-2x10-HW-3N-400V, FC-GL-2x20-3N-400V, FC-GL-2x20-HW-3N-400V, FC-GL-2x40-3N-380V, FC-GL-2x5-220V, FC-GL-2x5-230V, FC-GL-2x5-3N-380V, FC-GL-2x5-HW-3N-400V, FC-GLD-2x10-3N-400V, FC-GLD-2x20-3N-400V, FC-GLD-2x5-3N-400V, FC-TK-2x5-220V, KF6-GL-220V, KF6-GL-230V, KF6-GL-3N-380V, KF6-GL-3N-400V, MW-10L, MW-20L, MW-5L, WKI-10L-HA, WKI-10L-VA, WKI-20L-VA-3KW, WKI-20L-VA-6KW, WKI-20n-6KW, WKI-40L-VA, WKI-40n, WKI-60L-VA, WKI-60n, WKI-80L-VA...(Other models you can see in the webshop)		



1

GEV No.	400602	Ref. No.	02173
description	level relay level regulator + temperature controller		
For models:	A100W, A100W-2N-380-415V, A200W, A200W-2N-380-415V, A202W, TA100W, TA100W-2N-380-415V, TA200W, TA200W-2N-380-415V, TA202W, WKT-3L-HA		



1

GEV No.	400604	Ref. No.	02172
description	level relay level regulator + temperature controller		
For models:	B200, B200WS, B202, TVB200		

time relays

time relays



1

GEV No.	350060	Ref. No.	99731
description	timer TEMPOMATIC K-400-2CM time range 0-99h 230VAC 16A mounting measurements 66x50mm 1NO		

relays

power relays

with special fixing



1

GEV No.	380309	Ref. No.	02696
description	power relays 230VAC 16A 2-pole		
For models:	WKS		

level relays

miscellaneous



1


GEV No.	400600	Ref. No.	02190
description	level relay level regulator		
For models:	A100, A100W, A100W-2N-380-415V, A102, TA100, TA100W, TA100W-2N-380-415V, TVA100		



probes

producer-specific probes

probes




GEV No.	400606	Ref. No.	02219
description	temperature probe NTC 4.8kOhm cable probe -40 up to +110°C cable°C connection male faston 2.8mm thread probe ø10x30mm cable lengthm		
For models:	A100W, A100W-2N-380-415V, A200W, A200W-2N-380-415V, A202W, B100, B200, B200WF, B200WS, B202, B600W, B600W-DUO, B600W-DUO-DOS, DWI-GL180-3N-380V, DWI-GL30-230V, DWI-GL45-3N-400V, DWI-GL60-3N-400V, DWI-GL60HW-3N-400V, DWI-GL90-3N-400V, DWI-GL90HW-3N-400V, FC-GL-1x10-3N-400V, FC-GL-1x10-HW-3N-400V, FC-GL-1x20-3N-400V, FC-GL-1x20-HW-3N-400V, FC-GL-1x5-230V, FC-GL-2x10-3N-380V, FC-GL-2x10-3N-400V, FC-GL-2x10-HW-3N-400V, FC-GL-2x20-3N-400V, FC-GL-2x20-HW-3N-400V, FC-GL-2x40-3N-380V, FC-GL-2x5-220V, FC-GL-2x5-230V, FC-GL-2x5-3N-380V, FC-GL-2x5-HW-3N-400V, FC-GLD-2x10-3N-400V, FC-GLD-2x20-3N-400V, FC-GLD-2x5-3N-400V, KF6-GL-220V, KF6-GL-230V, KF6-GL-3N-380V, KF6-GL-3N-400V, TA100W, TA100W-2N-380-415V, TA200W, TA200W-2N-380-415V, TA202W, TB200WF, TVB100, TVB200... (Other models you can see in the webshop)		



GEV No.	379480	Ref. No.	80063
description	temperature probe NTC cable PVC probe -40 up to +110°C cable -10 up to 100°C connection male faston 6.3mm thread probe eye M3 cable length 0.13m		
For models:	1-PBD-Antraciet, 1-PBD-Rood, 2-PBD-Antraciet, 2-PBD-Rood, CB10W, CB1x10WL, CB1x10WR, CB1x20WL, CB1x20WR, CB1x5WL, CB1x5WR, CB20W, CB2x10W, CB2x20W, CB2x5W, CB5W, M100W, M200W, M200W-Black, M202W, M202W-Black, MT100W, MT200W, MT200W-Black, MT200Wp, MT200Wp-Black, MT202W, MT202W-Black, OptiFresh-1, OptiFresh-2, OptiFresh-3, OptiFresh-4, OptiFresh-Bean-1, OptiFresh-Bean-2, OptiFresh-Bean-3, OptiFresh-Bean-4, OptiVend-1, OptiVend-1TL, OptiVend-1TS, OptiVend-2, OptiVend-3, OptiVend-3TS, OptiVend-4, OptiVend-4TS, OptiVend-Choco, OptiVend-HS, OptiVend-HS-Duo, PBD, WKT-3n-HA, WKT-3n-VA		

electronics


PCBs



GEV No.	402517	Ref. No.	02889
description	control PCB L 100mm W 35mm suitable for ANIMO with display buttons 2		
For models:	M200, M200-Black, M200W, M200W-Black, M202, M202-Black, M202W, M202W-Black, MT200, MT200-Black, MT200v, MT200v-Black, MT200W, MT200W-Black, MT200Wp, MT200Wp-Black, MT202W, MT202W-Black		



GEV No.	400631	Ref. No.	02691
description	display PCB		
For models:	WKS		




GEV No.	402543	Ref. No.	02891
description	display PCB L 38mm W 20mm		
For models:	M100W, M200W, M200W-Black, M202W, M202W-Black, MT100W, MT200W, MT200W-Black, MT200Wp, MT200Wp-Black, MT202W, MT202W-Black, WKT-3n-HA, WKT-3n-VA		



GEV No.	400620	Ref. No.	02690
description	PCB		
For models:	WKS		




GEV No.	402494	Ref. No.	03290 19011 19012 19013
description	PCB coffee machine ANIMO L 115mm W 60mm		
For models:	M100-Black, M100-Blue, M100-Grey, M100W, M102, M102-Black, M200, M200-Black, M200W, M200W-Black, M202, M202-Black, M202W, M202W-Black, MT100-Black, MT100-Blue, MT100-Grey, MT100v, MT100v-Black, MT100W, MT200, MT200-Black, MT200v, MT200v-Black, MT200W, MT200W-Black, MT200Wp, MT200Wp-Black, MT202W, MT202W-Black, WKT-3n-HA, WKT-3n-VA		




1

GEV No.	400629	Ref. No.	02415 02432
description	PCB coffee machine GL 30/60/90		
For models:	DWI-GL180-3N-380V, DWI-GL30-230V, DWI-GL45-3N-400V, DWI-GL60-3N-400V, DWI-GL90-3N-400V, FC-GL-1x10-3N-400V, FC-GL-1x20-3N-400V, FC-GL-1x5-230V, FC-GL-2x10-3N-380V, FC-GL-2x10-3N-400V, FC-GL-2x20-3N-400V, FC-GL-2x40-3N-380V, FC-GL-2x5-220V, FC-GL-2x5-230V, FC-GL-2x5-3N-380V, FC-GLD-2x10-3N-400V, FC-GLD-2x20-3N-400V, FC-GLD-2x5-3N-400V, KF6-GL-220V, KF6-GL-230V, KF6-GL-3N-380V, KF6-GL-3N-400V		




1

GEV No.	402496	Ref. No.	02888
description	PCB L 100mm W 35mm buttons 1		
For models:	M100-Black, M100-Blue, M100-Grey, M100W, M102, M102-Black, MT100-Black, MT100-Blue, MT100-Grey, MT100v, MT100v-Black, MT100W		




1

GEV No.	402504	Ref. No.	03075
description	PCB L 116mm W 60mm for ANIMO		
For models:	CB10W, CB1x10WL, CB1x10WR, CB1x20WL, CB1x20WR, CB1x5WL, CB1x5WR, CB20W, CB2x10W, CB2x20W, CB2x5W, CB5W		




1

GEV No.	402507	Ref. No.	03074
description	PCB L 116mm W 60mm for ANIMO		
For models:	CB10, CB1x10L, CB1x10R, CB1x20L, CB1x20R, CB1x5L, CB1x5R, CB20, CB2x10, CB2x20, CB2x5, CB5		






1

GEV No.	402491	Ref. No.	02704
description	PCB L 135mm W 130mm suitable for ANIMO		
For models:	B200WF, TB200WF		





1

GEV No.	402509	Ref. No.	13494
description	PCB L 140mm W 78mm with display for ANIMO		
For models:	CB10, CB10W, CB1x10L, CB1x10R, CB1x10WL, CB1x10WR, CB1x20L, CB1x20R, CB1x20WL, CB1x20WR, CB1x40L, CB1x40R, CB1x5L, CB1x5R, CB1x5WL, CB1x5WR, CB20, CB20W, CB2x10, CB2x10W, CB2x20, CB2x20W, CB2x40, CB2x5, CB2x5W, CB40, CB5, CB5W		
accessories for	402509		
	GEV No.	402492	Ref. No.
			03060 13493
description	PCB L 196mm W 145mm for ANIMO		
	GEV No.	402515	Ref. No.
			02123
description	membrane keypad buttons 10 suitable for ANIMO for ComBi Line L 183mm W 78mm		



1

GEV No.	402492	Ref. No.	03060 13493
description	PCB L 196mm W 145mm for ANIMO		
For models:	CB10, CB10W, CB1x10L, CB1x10R, CB1x10WL, CB1x10WR, CB1x20L, CB1x20R, CB1x20WL, CB1x20WR, CB1x40L, CB1x40R, CB1x5L, CB1x5R, CB1x5WL, CB1x5WR, CB20, CB20W, CB2x10, CB2x10W, CB2x20, CB2x20W, CB2x40, CB2x5, CB2x5W, CB40, CB5, CB5W, OptiVend-1, OptiVend-1TL, OptiVend-1TS, OptiVend-2, OptiVend-3, OptiVend-3TS, OptiVend-4, OptiVend-Choco, OptiVend-HS		
accessories for	402492		
	GEV No.	402509	Ref. No.
			13494
description	PCB L 140mm W 78mm with display for ANIMO		
	GEV No.	402515	Ref. No.
			02123
description	membrane keypad buttons 10 suitable for ANIMO for ComBi Line L 183mm W 78mm		




central units

			
1			
GEV No.	400603	Ref. No.	03109
description	control box		
For models:	B100, TVB100		

keypads

membrane keypads


			
1			
GEV No.	402515	Ref. No.	02123
description	membrane keypad buttons 10 suitable for ANIMO for ComBi Line L 183mm W 78mm		
For models:	CB10, CB10W, CB1x10L, CB1x10R, CB1x10WL, CB1x10WR, CB1x20L, CB1x20R, CB1x20WL, CB1x20WR, CB1x40L, CB1x40R, CB1x5L, CB1x5R, CB1x5WL, CB1x5WR, CB20, CB20W, CB2x10, CB2x10W, CB2x20, CB2x20W, CB2x40, CB2x5, CB2x5W, CB40, CB5, CB5W		












solenoïd valves

solenoïd valves (water)

MÜLLER

medium temperature: 90°C
duty cycle: 100%

			
1			
GEV No.	370149	Ref. No.	02158
description	solenoid valve double straight 230VAC inlet 3/4" outlet 14mm		
For models:	A200W, A200W-2N-380-415V, A202, B202, TA200W, TA200W-2N-380-415V		

				
1				
GEV No.	370002	Ref. No.	02585	
description	solenoid valve single straight 230VAC inlet 3/4" outlet 14.5mm DN10 t.max. 90°C duty cycle 100% MÜLLER			
For models:	A200, A200-3WHPL, B200, TA200, TVA200, TVB200, WKS			
spare parts for	370002			
	GEV No.	370127	Ref. No.	—
	 solenoid valve body single straight inlet 3/4" outlet 14.5mm DN10 t.max. 90°C duty cycle 100% MÜLLER 230V			
	GEV No.	371002	Ref. No.	—
	 solenoid valve holder MÜLLER flange support			
	GEV No.	371009	Ref. No.	—
	 compression spring for solenoid coil			
	GEV No.	371011	Ref. No.	—
	 spare parts kit membrane with long star star high 8mm MÜLLER			
	GEV No.	371017	Ref. No.	02108
	 solenoid coil MÜLLER 230VAC connection male faston 6.3mm			
	GEV No.	371122	Ref. No.	—
	 solenoid valve filter ø 19mm H 10mm suitable for MÜLLER			
	GEV No.	501161	Ref. No.	—
	 tap head for solenoid valve holder for solenoid coils			
accessories for	370002			
	GEV No.	371010	Ref. No.	—
	 solenoid coil 230VAC connection with cable cable length 2000mm			
	GEV No.	371037	Ref. No.	—
	 solenoid coil 24VAC 50/60Hz connection male faston 6.3mm			
	GEV No.	371038	Ref. No.	—
	 solenoid coil 230VAC connection appliance plug			












				
1				
GEV No.	370008	Ref. No.	02297	
description	solenoid valve triple straight 230VAC inlet 3/4" outlet 14.5mm DN10 t.max. 90°C duty cycle 100% MÜLLER			
For models:	A202W, TA202W			
spare parts for	370008			
	GEV No.	370131	Ref. No.	—
	 solenoid valve body triple straight inlet 3/4" outlet 14.5mm DN10 t.max. 90°C duty cycle 100% MÜLLER 230V			

Table continues overleaf



spare parts for		370008	
	GEV No.	371002	Ref. No. —
solenoid valve holder MÜLLER flange support			
	GEV No.	371009	Ref. No. —
compression spring for solenoid coil			
	GEV No.	371011	Ref. No. —
spare parts kit membrane with long star star high 8mm MÜLLER			
	GEV No.	371017	Ref. No. 02108
solenoid coil MÜLLER 230VAC connection male faston 6.3mm			
	GEV No.	371122	Ref. No. —
solenoid valve filter ø 19mm H 10mm suitable for MÜLLER			
	GEV No.	501161	Ref. No. —
tap head for solenoid valve holder for solenoid coils			
accessories for		370008	
	GEV No.	371010	Ref. No. —
solenoid coil 230VAC connection with cable cable length 2000mm			
	GEV No.	371037	Ref. No. —
solenoid coil 24VAC 50/60Hz connection male faston 6.3mm			
	GEV No.	371038	Ref. No. —
solenoid coil 230VAC connection appliance plug			

spare parts and accessories

solenoid coils




1	GEV No.	371017	Ref. No.	02108
description solenoid coil MÜLLER 230VAC connection male faston 6.3mm				
For models: A200, A200-3WHPL, A200W, A200W-2N-380-415V, A202, A202W, B200, B202, TA200, TA200W, TA200W-2N-380-415V, TA202W, TVA200, TVB200, WKI-10L-HA, WKI-10L-VA, WKI-20L-VA-3KW, WKI-20L-VA-6KW, WKI-40L-VA, WKI-60L-VA, WKI-80L-VA, WKS				


TP


solenoid valves with reducers




1	GEV No.	370579	Ref. No.	02018
description solenoid valve double straight 230VAC inlet 3/4" plastic outlet 11.5mm output A 1.5l/min output B 3l/min flow regulating valve outlet A green flow regulating valve outlet B light brown				
For models: CB10W, CB1x10WL, CB1x10WR, CB1x20WL, CB1x20WR, CB1x5WL, CB1x5WR, CB20W, CB2x10W, CB2x20W, CB2x5W, CB5W				


			
1	GEV No.	370157	Ref. No. 02702
description solenoid valve double straight 230VAC inlet 3/4" t.max. 90°C TP plastic flow regulating valve inlet yellow outlet 11.5mm output A 1l/min output B 1l/min flow regulating valve outlet A light blue flow regulating valve outlet B light blue			
For models: B200WF, M200W, M200W-Black, M202, M202-Black, MT200W, MT200W-Black, MT200Wp, MT200Wp-Black, TB200WF			


			
1	GEV No.	370580	Ref. No. 02947
description solenoid valve single straight 230VAC inlet 3/4" outlet 11.5mm input 3l/min output 1l/min TP plastic flow regulating valve outlet light blue flow regulating valve inlet red			
For models: M200, M200-Black, MT200, MT200-Black, MT200v, MT200v-Black, WKT-10n-VA, WKT-20n-VA, WKT-3n-VA, WKT-D-10n-VA, WKT-D-20n-VA, WKT-D-5n-VA			

			
1	GEV No.	370577	Ref. No. 02026
description solenoid valve single straight 230VAC inlet 3/4" outlet 11.5mm input 4l/min TP plastic flow regulating valve inlet dark brown			
For models: CB1x40L, CB1x40R, CB2x40, CB40, WKI-10n, WKI-20n-3KW, WKI-20n-6KW, WKI-40n, WKI-60n, WKI-80n			


			
1	GEV No.	370578	Ref. No. 02016
description solenoid valve single straight 230VAC inlet 3/4" outlet 11.5mm output 3l/min TP flow regulating valve outlet green 8VA			
For models: CB10, CB1x10L, CB1x10R, CB1x20L, CB1x20R, CB1x5L, CB1x5R, CB20, CB2x10, CB2x20, CB2x5, CB5, OptiCool, OptiCool-TS			



 <p>1</p>			
GEV No.	370581	Ref. No.	02948
description	solenoid valve triple straight 230VAC inlet 3/4" outlet 11.5mm TP plastic outlet A 1l/min outlet B 1l/min outlet C 1l/min flow regulating valve outlet A light blue flow regulating valve outlet B light blue flow regulating valve outlet C light blue		
For models:	M202W, M202W-Black, MT202W, MT202W-Black		

 <p>1</p>			
GEV No.	370302	Ref. No.	02645
description	solenoid valve special suitable for ANIMO		
For models:	B600W-DUO-DOS		




various


 <p>1</p>			
GEV No.	370156	Ref. No.	02163
description	solenoid valve single straight suitable for ANIMO		
For models:	B600W, B600W-DUO, B600W-DUO-DOS, DWI-GL180-3N-380V, DWI-GL30-230V, DWI-GL45-3N-400V, DWI-GL60-3N-400V, DWI-GL90-3N-400V, FC-2x10L-Comfort, FC-2x5L-Comfort, FC-GL-1x10-3N-400V, FC-GL-1x20-3N-400V, FC-GL-1x5-230V, FC-GL-2x10-3N-380V, FC-GL-2x10-3N-400V, FC-GL-2x20-3N-400V, FC-GL-2x5-3N-380V, FC-GL-2x40-3N-380V, FC-GL-2x5-220V, FC-GL-2x5-230V, FC-GL-2x5-3N-380V, FC-GLD-2x10-3N-400V, FC-GLD-2x20-3N-400V, FC-GLD-2x5-3N-400V, FC-TK-2x5-220V, KF6-GL-220V, KF6-GL-230V, KF6-GL-3N-380V, KF6-GL-3N-400V, WKT-3L-VA		

metal

MÜLLER


2-way


 <p>1</p>			
GEV No.	370600 ¹	Ref. No.	02019
description	solenoid valve SS 230VAC inlet 3/4" outlet 1/2" connection male faston 6.3mm L 57mm 2-way input 2.5l/min		
For models:	WKI-10L-HA, WKI-10L-VA, WKI-20L-VA-3KW, WKI-20L-VA-6KW, WKI-40L-VA, WKI-60L-VA, WKI-80L-VA		
spare parts for	370600		
	GEV No.	Ref. No.	—
	 <p>solenoid valve filter ø 19mm H 10mm suitable for MÜLLER</p>		
	GEV No.	Ref. No.	—
	 <p>reducer MÜLLER type MR06 flow rate 2.5l/min mounting measurements 19mm nominal flow at 4bar pressure range 1-10bar approval KTW tolerance ±20% green</p>		

 <p>1</p>			
GEV No.	370301	Ref. No.	02644
description	solenoid valve special 220-240VAC outlet 10.5mm MÜLLER suitable for ANIMO inlet 12mm p max 0.06bar 0 up to +99°C 50Hz		
For models:	B600W-DUO-DOS		

¹SS housing

solenoid valves (various)

 <p>1</p>			
GEV No.	370300	Ref. No.	02534
description	solenoid valve special suitable for ANIMO		
For models:	B600W, B600W-DUO, B600W-DUO-DOS		


 <p>1</p>			
GEV No.	370155	Ref. No.	02559
description	solenoid valve 2-ways 230VAC connection 1/8"		
For models:	B200, B200WS, B202, TVB200		



pressure switches


for coffee machines

ø 45mm




1

GEV No.	541766	Ref. No.	03238
description	pressure control ø 45mm pressure range 0.5bar 6A 250V connection 10mm 1CO pressure connection 10mm		
For models:	WKT-10n-VA, WKT-20n-VA, WKT-D-10n-VA, WKT-D-20n-VA, WKT-D-5n-VA		




1

GEV No.	541733	Ref. No.	02767
description	pressure control ø 45mm pressure range 105/75mbar pressure range 0.105/0.075bar p max 0.5bar 10A 250V connection 8mm pressure connection 8mm		
For models:	A140-220-240V, Excelso, Excelso-T, Excelso-Tp		



1


GEV No.	541743	Ref. No.	02641
description	pressure control ø 45mm pressure range 90/50mbar p max 0.5bar pressure connection ø 8/12mm		
For models:	MW-10L, MW-20L, MW-5L		



1


GEV No.	541101	Ref. No.	02695
description	pressure control ø 45mm triggering pressure 0.6bar reset pressure 0.4bar pressure connection vertical pressure connection ø 10mm coffee machine parts connection male faston 6.3mm suitable for ANIMO		
For models:	WKS		

electrodes




1

GEV No.	402544	Ref. No.	94114
description	level electrode M10 total length 70mm probe L 40mm insulated probe length 14mm connection F6.3 ø 4mm		
For models:	1-PBD-Antraciet, 1-PBD-Rood, 2-PBD-Antraciet, 2-PBD-Rood, B200WF, CB10W, CB1x10WL, CB1x10WR, CB1x20WL, CB1x20WR, CB1x5WL, CB1x5WR, CB20W, CB2x10W, CB2x20W, CB2x5W, CB5W, DWI-GL-60HW-3N-400V, DWI-GL90HW-3N-400V, FC-GL-1x10-HW-3N-400V, FC-GL-1x20-HW-3N-400V, FC-GL-2x10-HW-3N-400V, FC-GL-2x20-HW-3N-400V, FC-GL-2x5-HW-3N-400V, M100W, M200W, M200W-Black, M202W, M202W-Black, MT100W, MT200W, MT200W-Black, MT200Wp, MT200Wp-Black, MT202W, MT202W-Black, OptiFresh-1, OptiFresh-2, OptiFresh-3, OptiFresh-4, OptiFresh-Bean-1, OptiFresh-Bean-2, OptiFresh-Bean-3, OptiFresh-Bean-4, OptiVend-1, OptiVend-1TL, OptiVend-1TS, OptiVend-2, OptiVend-3, OptiVend-3TS...(Other models you can see in the webshop)		




1

GEV No.	402693	Ref. No.	54147
description	level electrode total length 175mm probe L 155mm insulated probe length 80mm ø 4mm		
For models:	WKS		



1

GEV No.	402694	Ref. No.	54148
description	level electrode total length 235mm probe L 215mm insulated probe length 80mm ø 4mm		
For models:	WKS		



1

GEV No.	525415	Ref. No.	11576
description	screw connection for electrode mounting ø 10mm hole ø 6.5mm L 22mm		
For models:	1-PBD-Antraciet, 1-PBD-Rood, 2-PBD-Antraciet, 2-PBD-Rood, B200, B200WF, B600W-DUO, B600W-DUO-DOS, CB10W, CB1x10WL, CB1x10WR, CB1x20WL, CB1x20WR, CB1x5WL, CB1x5WR, CB20W, CB2x10W, CB2x20W, CB2x5W, CB5W, M100W, M200W, M200W-Black, M202W, M202W-Black, MT100W, MT200W, MT200W-Black, MT200Wp, MT200Wp-Black, MT202W, MT202W-Black, MW-10L, MW-20L, MW-5L, OptiFresh-1, OptiFresh-2, OptiFresh-3, OptiFresh-4, OptiFresh-Bean-1, OptiFresh-Bean-2, OptiFresh-Bean-3, OptiFresh-Bean-4, OptiVend-1, OptiVend-1TL, OptiVend-1TS, OptiVend-2, OptiVend-3, OptiVend-3TS, OptiVend-4...(Other models you can see in the webshop)		




flow meters and flow sensors

flow meters

DIGMESA



1

GEV No.	400193	Ref. No.	02699
description	flow meter thread 1/4" plastic male faston 2.8mm approval NSF reducer ø 2mm DIGMESA		
For models:	B200WF, TB200WF		
accessories for	400193		
	GEV No.	400256	Ref. No. —
	plug GICAR for flow meter		

miscellaneous



1

GEV No.	402540	Ref. No.	02949
description	flow meter hose ø 8mm plastic approval NSF nominal-ø 2mm		
For models:	M200, M200-Black, M200W, M200W-Black, M202, M202-Black, M202W, M202W-Black, MT200, MT200-Black, MT200v, MT200v-Black, MT200W, MT200W-Black, MT200Wp, MT200Wp-Black, MT202W		



1

GEV No.	402539	Ref. No.	02088 9374530/03
description	flow meter hose ø 8mm plastic approval NSF nominal-ø 3mm		
For models:	CB10, CB10W, CB1x10L, CB1x10R, CB1x10WL, CB1x10WR, CB1x20L, CB1x20R, CB1x20WL, CB1x20WR, CB1x40L, CB1x40R, CB1x5L, CB1x5R, CB1x5WL, CB1x5WR, CB20, CB20W, CB2x10, CB2x10W, CB2x20, CB2x20W, CB2x40, CB2x5, CB2x5W, CB40, CB5, CB5W		



fans

axial fans

import



1

GEV No.	601055 ¹	Ref. No.	02261
description	axial fan L 92mm W 92mm H 25mm 230VAC 50/60Hz 14.5/14W bearing ball bearing connection male faston 2.8mm metal ADDA fan wheel ø 85mm temp.-resist. 70°C		
For models:	B600W-DUO, B600W-DUO-DOS		
accessories for	601055		
	GEV No.	550898	Ref. No. —
	connecting cable cable length 2000mm connection F 2.8 connection distance 7.9mm for axial flow fan		
	GEV No.	691103	Ref. No. —
	guard ø 90mm mounting distance 83mm for axial fan 92mm		

¹with ball bearings

fuses

fine fuses

fine fuse holders



1

GEV No.	358015	Ref. No.	02040
description	fuse holder suitable fuse ø5x20mm ø 19mm thread M15 1-pole 6A rated 250V L 41mm connection soldering connection		
For models:	B600W, DWI-GL180-3N-380V, DWI-GL30-230V, DWI-GL45-3N-400V, DWI-GL60-3N-400V, DWI-GL60HW-3N-400V, DWI-GL90-3N-400V, DWI-GL90HW-3N-400V, FC-2x10L-Comfort, FC-2x5L-Comfort, FC-GL-1x10-3N-400V, FC-GL-1x10-HW-3N-400V, FC-GL-1x20-3N-400V, FC-GL-1x20-HW-3N-400V, FC-GL-1x5-230V, FC-GL-2x10-3N-380V, FC-GL-2x10-3N-400V, FC-GL-2x10-HW-3N-400V, FC-GL-2x20-3N-400V, FC-GL-2x20-HW-3N-400V, FC-GL-2x40-3N-380V, FC-GL-2x5-220V, FC-GL-2x5-230V, FC-GL-2x5-3N-380V, FC-GL-2x5-HW-3N-400V, FC-GLD-2x10-3N-400V, FC-GLD-2x20-3N-400V, FC-GLD-2x5-3N-400V, FC-TK-2x5-220V, KF6-GL-220V, KF6-GL-230V, KF6-GL-3N-380V, KF6-GL-3N-400V		




electric accessories

plugs - couplings - power sockets

protective contact power sockets

producer-specific power sockets

ANIMO



GEV No.	551033	Ref. No.	02081
description	bezel for power socket L 60mm W 60mm plastic		
For models:	CB10, CB10W, CB1x10L, CB1x10R, CB1x10WL, CB1x10WR, CB1x20L, CB1x20R, CB1x20WL, CB1x20WR, CB1x40L, CB1x40R, CB1x5L, CB1x5R, CB1x5WL, CB1x5WR, CB20, CB20W, CB2x10, CB2x10W, CB2x20, CB2x20W, CB2x40, CB2x5, CB2x5W, CB40, CB5, CB5W, OptiFresh-1, OptiFresh-2, OptiFresh-3, OptiFresh-4, OptiVend-3, OptiVend-3TS, OptiVend-4, OptiVend-4TS		



GEV No.	551032	Ref. No.	02434
description	power socket protective contact socket max. 16A protection IP44 countries DE 240V H 60mm mounting ø 45mm W 60mm 1 phase L/N/PE		
For models:	B600W, DWI-GL180-3N-380V, DWI-GL30-230V, DWI-GL45-3N-400V, DWI-GL60-3N-400V, DWI-GL60HW-3N-400V, DWI-GL90-3N-400V, DWI-GL90HW-3N-400V, FC-GL-1x10-3N-400V, FC-GL-1x10-HW-3N-400V, FC-GL-1x20-3N-400V, FC-GL-1x20-HW-3N-400V, FC-GL-1x5-230V, FC-GL-2x10-3N-380V, FC-GL-2x10-3N-400V, FC-GL-2x10-HW-3N-400V, FC-GL-2x20-3N-400V, FC-GL-2x20-HW-3N-400V, FC-GL-2x40-3N-380V, FC-GL-2x5-220V, FC-GL-2x5-230V, FC-GL-2x5-3N-380V, FC-GL-2x5-HW-3N-400V, FC-GLD-2x10-3N-400V, FC-GLD-2x20-3N-400V, FC-GLD-2x5-3N-400V, FC-TK-2x5-220V, KF6-GL-220V, KF6-GL-230V, KF6-GL-3N-380V, KF6-GL-3N-400V		

appliance sockets/plugs

low temperature appliances 70°C



GEV No.	551024	Ref. No.	02119
description	low temperature appliance plug C14 max 10A/250V T70 plastic male faston 6.3mm		
For models:	CB1x10L, CB1x10R, CB1x10WL, CB1x10WR, CB1x20L, CB1x20R, CB1x20WL, CB1x20WR, CB1x40L, CB1x40R, CB1x5L, CB1x5R, CB1x5WL, CB1x5WR, CB2x10, CB2x10W, CB2x20, CB2x20W, CB2x40, CB2x5, CB2x5W, CN10e, CN10e-without-gauge-glass, CN20e, CN20e-without-gauge-glass, CN40e, CN5e, CN5e-without-gauge-glass		

high temperature appliances 155°C



GEV No.	551023	Ref. No.	02104
description	high temperature appliance plug C16A male faston 6.3mm max 10A/250V T155 plastic		
For models:	B600W, CE-10L-STA, CE-10L-STA-PLGLS, CE-12L-STA, CE-16L-STA, CE-16L-STA-PLGLS, CE-20L-STA, CE-20L-STA-PLGLS, CE-25L-STA, CE-40L-STA, CE-4L-STA, CE-6L-STA, CE-6L-STA-PLGLS, CE-8L-STA, DE-10L, DE-10L-INSTALL, DE-20L, DE-20L-INSTALL, DE-40L, DE-40L-INSTALL, DE-5L, DE-5L-INSTALL, DWI-GL180-3N-380V, FC-2x5L-Comfort, FC-GL-1x10-3N-400V, FC-GL-1x10-HW-3N-400V, FC-GL-1x20-3N-400V, FC-GL-1x20-HW-3N-400V, FC-GL-1x5-230V, FC-GL-2x10-3N-380V, FC-GL-2x10-3N-400V, FC-GL-2x10-HW-3N-400V, FC-GL-2x20-3N-400V, FC-GL-2x20-HW-3N-400V, FC-GL-2x40-3N-380V, FC-GL-2x5-220V, FC-GL-2x5-230V, FC-GL-2x5-3N-380V, FC-GL-2x5-HW-3N-400V, FC-GLD-2x10-3N-400V, FC-GLD-2x20-3N-400V, FC-GLD-2x5-3N-400V, FC-TK-2x5-220V, KF6-GL-220V, KF6-GL-3N-380V, MPW, MWR-10L, MWR-20L, MWR-40L, MWR-5L		

cables

power supply cables



GEV No.	550229	Ref. No.	02112 99491
description	medium temperature appliance supply cable CEE7/7 - C15 3-pole contacts P+N+E 1mm² max. 10A max 250V 2.0m H05VVH T155 insulation rubber		
For models:	B600W, CE-10L-STA, CE-10L-STA-PLGLS, CE-12L-STA, CE-16L-STA, CE-16L-STA-PLGLS, CE-20L-STA, CE-20L-STA-PLGLS, CE-25L-STA, CE-40L-STA, CE-4L-STA, CE-6L-STA, CE-6L-STA-PLGLS, CE-8L-STA, DE-10L, DE-20L, DE-40L, DE-5L, FC-GL-1x10-3N-400V, FC-GL-1x10-HW-3N-400V, FC-GL-1x20-3N-400V, FC-GL-1x20-HW-3N-400V, FC-GL-1x5-230V, FC-GL-2x10-3N-380V, FC-GL-2x10-3N-400V, FC-GL-2x10-HW-3N-400V, FC-GL-2x20-3N-400V, FC-GL-2x20-HW-3N-400V, FC-GL-2x40-3N-380V, FC-GL-2x5-220V, FC-GL-2x5-230V, FC-GL-2x5-3N-380V, FC-GL-2x5-HW-3N-400V, FC-GLD-2x10-3N-400V, FC-GLD-2x20-3N-400V, FC-GLD-2x5-3N-400V, FC-TK-2x5-220V, KF6-GL-220V, KF6-GL-230V, KF6-GL-3N-380V, KF6-GL-3N-400V, MPW		


terminals


connection terminals with screw/faston connections




GEV No.	551027	Ref. No.	02035
description	connection terminal 2-pole max. 12A max 400V connection ø2.5mm² / F6.3 temp.-resist. 150°C		
For models:	B200WS, B202, WKI-10L-HA, WKI-10L-VA, WKI-20L-VA-3KW, WKT-10HA, WKT-10VA, WKT-25HA, WKT-25VA		





			
1			
GEV No.	551000	Ref. No.	02036
description	connection terminal 4-pole max 380V cross section 2.5mm ²		
For models:	WKI-20L-VA-6KW, WKI-40L-VA, WKI-60L-VA		

			
1			
GEV No.	550110	Ref. No.	02089
description	power terminal block 5-pole max. 40A max 250V connection M6/ male faston 6.3mm temp.-resist. 130°C		
For models:	CB10, CB10W, CB1x10L, CB1x10R, CB1x10WL, CB1x10WR, CB1x20L, CB1x20R, CB1x20WL, CB1x20WR, CB1x40L, CB1x40R, CB1x5L, CB1x5R, CB1x5WL, CB1x5WR, CB20, CB20W, CB2x10, CB2x10W, CB2x20, CB2x20W, CB2x40, CB2x5, CB2x5W, CB40, CB5, CB5W, WKI-80n		


connection terminals with strain relief

			
1			
GEV No.	551029	Ref. No.	02571
description	power terminal block 3-pole max 400V max. 16A cable ø 10.5mm cross section 2.5mm ² 1 phase connection male faston 6.3mm/screw connection with strain relief		
For models:	Excelso, Excelso-T, Excelso-Tp, KKWn, M100-Black, M100-Blue, M100-Grey, M100W, M102, M102-Black, M200, M200-Black, M200W, M200W-Black, M202, M202-Black, M21, M21-Black, M22, M22-Black, MT100-Black, MT100-Blue, MT100-Grey, MT100v, MT100v-Black, MT100W, MT200, MT200-Black, MT200v, MT200v-Black, MT200W, MT200W-Black, MT200Wp, MT200Wp-Black, OptiBean-2, OptiBean-3, OptiCool, OptiCool-TS, OptiFresh-1, OptiFresh-2, OptiFresh-3, OptiFresh-4, OptiFresh-Bean-1, OptiFresh-Bean-2, OptiFresh-Bean-3, OptiFresh-Bean-4, OptiVend-1, OptiVend-1TL, OptiVend-1TS, OptiVend-2...		
	(Other models you can see in the webshop)		

			
1			
GEV No.	551028	Ref. No.	02535 02570
description	power terminal block 3-pole max 400V max. 16A cross section 2.5mm ² 1 phase connection male faston 6.3mm/screw connection with strain relief		
For models:	1-PBD-Antraciet, 1-PBD-Rood, 2-PBD-Antraciet, 2-PBD-Rood, A100, A100W, A102, A140-220-240V, A200, A200-3WHPL, A200W, A202, A21, A22, B100, B200, B200WF, FC-GL-2x40-3N-380V, MW-5L, MWRn-10L, MWRn-20L, MWRn-5L, OptiBean-2, OptiBean-3, OptiVend-1, OptiVend-1TL, OptiVend-1TS, OptiVend-2, OptiVend-3, OptiVend-3TS, OptiVend-4, OptiVend-4TS, OptiVend-Choco, PBD, TA100, TA100W, TA200, TA200W, TB200WF, TVA100, TVA200, TVB100, TVB200, WKI-10n, WKI-20n-3KW, WKS, WKT-10n-HA, WKT-10n-VA, WKT-20n-HA, WKT-20n-VA...(Other models you can see in the webshop)		


			
1			
GEV No.	551030	Ref. No.	02348
description	power terminal block 5-pole max 400V max. 16A cross section 2.5mm ² 3 phase connection male faston 6.3mm/screw connection with strain relief		
For models:	A100W-2N-380-415V, A200W-2N-380-415V, A202W, MW-10L, MW-20L, OptiVend-1, OptiVend-1TL, OptiVend-1TS, OptiVend-3, OptiVend-3TS, OptiVend-4, OptiVend-4TS, OptiVend-Choco, OptiVend-HS, OptiVend-HS-Duo, TA100W-2N-380-415V, TA200W-2N-380-415V, TA202W, WKI-20n-6KW, WKI-40n		

various

			
1			
GEV No.	551031	Ref. No.	02039
description	terminal 1-pole max. 63A max 500V connection screw		
For models:	WKI-80L-VA		

ignition parts

ignition switches

			
1			
GEV No.	301014	Ref. No.	02100
description	momentary rocker switch mounting measurements 30x11mm black 1NO 250V 16A connection male faston 6.3mm ambient temperature max. 85/125°C protection IP40 mounting ømm male faston 6.3mm		
For models:	B200WS, B202, WKI-10L-HA		


equipment-specific units

for espresso machines

steam/water taps

steam/water pipes

nozzles for steam pipes

			
1			
GEV No.	527008	Ref. No.	54138
description	steam nozzle		
For models:	WKS		

nozzles for water pipes

components



1

GEV No.	527009	Ref. No.	54141
description	water nozzle		
For models:	WKS		

tap aerators



1

GEV No.	527007	Ref. No.	04261
description	tap aerator		
For models:	OptiCool, OptiCool-TS, WKS		

for pour machines

coffee pots



1

GEV No.	960075	Ref. No.	08208
description	coffee pot 1.85l glas suitable for ANIMO		
For models:	A100, A100W, A100W-2N-380-415V, A102, A200, A200-3WHPL, A200W, A200W-2N-380-415V, A202, A202W, B100, B200WS, B202, Excelso, M100-Black, M100-Blue, M100-Grey, M100W, M102, M102-Black, M200, M200-Black, M200W, M200W-Black, M202, M202-Black, M202W, M202W-Black		

coffee filters

permanent filters



1

GEV No.	525441	Ref. No.	01060
description	permanent filter for coffee machine D1 ø 108mm D2 ø 146mm Qty 1 pcs		

paper filters

basket filters



1

GEV No.	960101	Ref. No.	01115
description	paper filter for coffee makers D1 ø 100mm D2 ø 320mm Qty 500 pcs		
For models:	FC-GL-2x5-HW-3N-400V		



1

GEV No.	960106	Ref. No.	01097
description	paper filter for coffee makers D1 ø 150mm D2 ø 350mm Qty 500 pcs		




1


GEV No.	960102	Ref. No.	01116 152/457
description	paper filter for coffee makers D1 ø 150mm D2 ø 435mm Qty 500 pcs		
For models:	FC-GL-1x10-HW-3N-400V, FC-GL-2x10-HW-3N-400V		





			
1			
GEV No.	960033	Ref. No.	011117
description	paper filter for coffee makers D1 ø 210mm D2 ø 530mm Qty 500 pcs		


			
1			
GEV No.	960104	Ref. No.	01131
description	paper filter for coffee makers D1 ø 280mm D2 ø 635mm Qty 500 pcs		

			
1			
GEV No.	960100	Ref. No.	01088
description	paper filter for coffee makers D1 ø 90mm D2 ø 250mm Qty 1000 pcs		


round filters			
			
1			
GEV No.	960018	Ref. No.	01003
description	paper filter ø 190mm type DE 5 Qty 500 pcs for FC GL suitable for ANIMO		


			
1			
GEV No.	960019	Ref. No.	01008
description	paper filter ø 260mm type DE 10 Qty 500 pcs for FC GL suitable for ANIMO		

			
1			
GEV No.	960020	Ref. No.	01010
description	paper filter ø 330mm type DE 20 Qty 500 pcs for FC GL suitable for ANIMO		

			
1			
GEV No.	960021	Ref. No.	01011
description	paper filter ø 440mm type DE 40 Qty 500 pcs for FC GL suitable for ANIMO		

filter pans			
filter pans			
ANIMO			
			
1			
GEV No.	960076	Ref. No.	08635
description	filter pan plastic ED ø 170mm int. ø 1150mm int. ø 2 90mm H 100mm filter no. 960100 suitable for ANIMO		
For models:	A100, A100W, A100W-2N-380-415V, A102, A140-220-240V, A200, A200-3WHPL, A200W, A200W-2N-380-415V, A202, A202W, B100, B200WS, B202, TA100, TA100W, TA100W-2N-380-415V, TA200, TA200W, TA200W-2N-380-415V, TA202W, TVA100, TVA200, TVB100		


			
1			
GEV No.	525856	Ref. No.	09436
description	filter pan plastic ED ø 174mm int. ø 1152mm int. ø 2 100mm H 120mm filter no. 960100 suitable for ANIMO		
For models:	Excelso, Excelso-T, Excelso-Tp		


			
1			
GEV No.	525857	Ref. No.	99232
description	filter pan plastic ED ø 174mm int. ø 1152mm int. ø 2100mm H 120mm with anti drip filter no. 960100 suitable for ANIMO		
For models:	M100-Black, M100-Blue, M100-Grey, M100W, M102, M102-Black, M200, M200-Black, M200W, M200W-Black, M202, M202-Black, M202W, M202W-Black, MT100-Black, MT100-Blue, MT100-Grey, MT100v, MT100v-Black, MT100W, MT200, MT200-Black, MT200v, MT200v-Black, MT200W, MT200W-Black, MT200Wp, MT200Wp-Black, MT202W, MT202W-Black		


			
1			
GEV No.	525858	Ref. No.	12240
description	filter pan plastic W 250mm D 250mm H 145mm filter no. 960106 suitable for ANIMO		
For models:	B600W, B600W-DUO		


drain taps


drain taps


			
1			
GEV No.	527013	Ref. No.	54116
description	outlet tap complete		
For models:	MW-10L, MW-20L, MW-5L		

			
1			
GEV No.	527018	Ref. No.	54102 99701
description	outlet tap complete connection 3/8"		
For models:	MT100W, MT200W-Black, MT202W-Black, THERMOSCONT-2.4-KR+-PLGL		



			
1			
GEV No.	527001	Ref. No.	04170
description	outlet tap complete thread 3/4"		
For models:	CE-40L-STA, CI-40L-STA, DE-40L, DE-40L-INSTALL, DWI-GL180-3N-380V, FC-GL-2x40-3N-380V, MWR-40L		


			
1			
GEV No.	527010	Ref. No.	04181
description	outlet tap complete tube ø 15mm pipe length 43mm thread 1/4" black/chrome		
For models:	B200WS, WKT-3L-HA, WKT-3L-VA		


			
1			
GEV No.	527015	Ref. No.	04250
description	outlet tap complete tube ø 20mm pipe length 51mm black connection 1/2"		
For models:	A100W, A100W-2N-380-415V, A200W, A200W-2N-380-415V, A202W, B200WF, DWI-GL60HW-3N-400V, DWI-GL90HW-3N-400V, FC-GL-1x10-HW-3N-400V, FC-GL-1x20-HW-3N-400V, FC-GL-2x10-HW-3N-400V, FC-GL-2x20-HW-3N-400V, FC-GL-2x5-HW-3N-400V, M100W, M200W, M200W-Black, M202W, M202W-Black, MT100W, MT200W, MT200W-Black, MT200Wp, MT200Wp-Black, MT202W, MT202W-Black, TA100W, TA100W-2N-380-415V, TA200W, TA200W-2N-380-415V, TA202W, TB200WF, WKT-3n-HA, WKT-3n-VA		


			
1			
GEV No.	527011	Ref. No.	99707
description	outlet tap complete tube ø 21mm pipe length 45mm black/chrome connection 1/2"		
For models:	CE-10L-STA, CE-12L-STA, CE-16L-STA, CE-20L-STA, CE-25L-STA, CE-4L-STA, CE-6L-STA, CE-8L-STA, CI-10L-STA, CI-12L-STA, CI-16L-STA, CI-20L-STA, CI-25L-STA, CI-4L-STA, CI-6L-STA, CI-8L-STA, MWRn-10L, MWRn-20L, MWRn-5L, WKI-n-no-drip-tap-front, WKI-n-no-drip-tap-front, WKI-n-swivel-arm-L, WKI-n-swivel-arm-R		





			
1			
GEV No.	527031	Ref. No.	99705
description	outlet tap complete tube ø 21mm pipe length 45mm connection 1/2" suitable for ANIMO		
For models:	CE-10L-STA-PLGLS, CE-16L-STA-PLGLS, CE-20L-STA-PLGLS, CE-6L-STA-PLGLS, DE-10L, DE-10L-INSTALL, DE-20L, DE-20L-INSTALL, DE-5L, DE-5L-INSTALL, FC-GL-1x10-3N-400V, FC-GL-1x10-HW-3N-400V, FC-GL-1x20-3N-400V, FC-GL-1x20-HW-3N-400V, FC-GL-1x5-230V, FC-GL-2x10-3N-400V, FC-GL-2x10-HW-3N-400V, FC-GL-2x20-3N-400V, FC-GL-2x20-HW-3N-400V, FC-GL-2x5-230V, FC-GL-2x5-HW-3N-400V, FC-GLD-2x10-3N-400V, FC-GLD-2x20-3N-400V, FC-GLD-2x5-3N-400V, WKT-10n-HA, WKT-10n-VA, WKT-20n-HA, WKT-20n-VA, WKT-D-10L-HA, WKT-D-18L-HA		
spare parts for	527031		
		GEV No.	525437
		Ref. No.	54103
	tap body D 65mm W 35mm H 62mm thread M35x1.5 connection 1/2"		


			
1			
GEV No.	525806	Ref. No.	99674
description	tap complete pipe length 60mm M18 suitable for ANIMO		
For models:	CB1x40L, CB1x40R, CB2x40, CN10e-without-gauge-glass, CN10i-without-gauge-glass, CN20e-without-gauge-glass, CN20i-without-gauge-glass, CN40e, CN5e-without-gauge-glass, CN5i-without-gauge-glass		


			
1			
GEV No.	525807	Ref. No.	99684
description	tap complete pipe length 80mm connection with flange for ANIMO		
For models:	CB1x10L, CB1x10R, CB1x10WL, CB1x10WR, CB1x20L, CB1x20R, CB1x20WL, CB1x20WR, CB1x5L, CB1x5R, CB1x5WL, CB1x5WR, CB2x10, CB2x10W, CB2x20, CB2x20W, CB2x5, CB2x5W, CN10e, CN10i, CN20e, CN20i, CN5e, CN5i, WKT-D-10n-HA, WKT-D-10n-VA, WKT-D-20n-HA, WKT-D-20n-VA, WKT-D-5n-HA, WKT-D-5n-VA		


			
1			
GEV No.	525808	Ref. No.	99683
description	tap complete pipe length 80mm for ANIMO with flange		
For models:	CB10W, CB1x10WL, CB1x10WR, CB1x20WL, CB1x20WR, CB1x5WL, CB1x5WR, CB20W, CB2x10W, CB2x20W, CB2x5W, CB5W		

components			
			
1			
GEV No.	525804	Ref. No.	07953
description	cap for tap W 26mm H 40mm L 55mm		
For models:	CB1x10L, CB1x10R, CB1x10WL, CB1x10WR, CB1x20L, CB1x20R, CB1x20WL, CB1x20WR, CB1x5L, CB1x5R, CB1x5WL, CB1x5WR, CB2x10, CB2x10W, CB2x20, CB2x20W, CB2x5, CB2x5W, CN10e, CN10i, CN20e, CN20i, CN5e, CN5i, WKT-D-10n-HA, WKT-D-10n-VA, WKT-D-20n-HA, WKT-D-20n-VA, WKT-D-5n-HA, WKT-D-5n-VA		

			
1			
GEV No.	525809	Ref. No.	54169
description	tap body connection with flange for ANIMO pipe length 80mm		
For models:	CB1x10L, CB1x10R, CB1x10WL, CB1x10WR, CB1x20L, CB1x20R, CB1x20WL, CB1x20WR, CB1x5L, CB1x5R, CB1x5WL, CB1x5WR, CB2x10, CB2x10W, CB2x20, CB2x20W, CB2x5, CB2x5W, CN10e, CN10i, CN20e, CN20i, CN5e, CN5i, WKT-D-10n-HA, WKT-D-10n-VA, WKT-D-20n-HA, WKT-D-20n-VA, WKT-D-5n-HA, WKT-D-5n-VA		

			
1			
GEV No.	525437	Ref. No.	54103
description	tap body D 65mm W 35mm H 62mm thread M35x1.5 connection 1/2"		

			
1			
GEV No.	525810	Ref. No.	54332
description	tap body M18 for ANIMO pipe length 60mm		
For models:	CB1x40L, CB1x40R, CB2x40, CN10e-without-gauge-glass, CN10i-without-gauge-glass, CN20e-without-gauge-glass, CN20i-without-gauge-glass, CN40e, CN5e-without-gauge-glass, CN5i-without-gauge-glass		

water taps			
turning handles			
			
1			
GEV No.	111382	Ref. No.	04315
description	turning handle ANIMO ø 45mm L 50mm shaft ø 8mm black		
For models:	WKI-10n, WKI-20n-3KW, WKI-20n-6KW, WKI-40n, WKI-60n, WKI-80n, WKI-n-double-tap-front, WKI-n-no-drip-tap-front, WKI-n-swivel-arm-L, WKI-n-swivel-arm-R		

tap heads



1

GEV No.	525478	Ref. No.	04313
description	tap head thread 1/2" D1 ø 24mm D2 ø 18mm shaft intake ø 8mm suitable for ANIMO		
For models:	WKI-10n, WKI-20n-3KW, WKI-20n-6KW, WKI-40n, WKI-60n, WKI-80n, WKI-n-double-tap-front, WKI-n-no-drip-tap-front, WKI-n-swivel-arm-L, WKI-n-swivel-arm-R		

water taps



1

GEV No.	525420	Ref. No.	99489 99696
description	water tap complete thread 1/2" spout length 250mm incl reducer 1/2" - 3/4"		
For models:	WKI-20L-VA-3KW, WKI-20L-VA-6KW, WKI-20n-3KW, WKI-20n-6KW, WKI-n-double-tap-front		



1

GEV No.	525410	Ref. No.	99488 99695
description	water tap complete thread 3/4" spout length 200mm		
For models:	WKI-10L-HA, WKI-10L-VA, WKI-10n, WKI-n-double-tap-front		



1

GEV No.	525421	Ref. No.	99490 99697
description	water tap complete thread 3/4" spout length 300mm		
For models:	WKI-40L-VA, WKI-40n, WKI-60L-VA, WKI-60n, WKI-80L-VA, WKI-80n, WKI-n-double-tap-front, WKI-n-no-drip-tap-front, WKI-n-swivel-arm-L, WKI-n-swivel-arm-R		

brew units

gaskets



1

GEV No.	531138	Ref. No.	08599
description	lid gasket ID ø 180mm thickness 7mm		
For models:	MVC-5L-STA		

spray heads





1

GEV No.	525803	Ref. No.	07939
description	spray head ø 103mm suitable for ANIMO		
For models:	Excelso, Excelso-T, Excelso-Tp, M100-Black, M100-Blue, M100-Grey, M100W, M102, M102-Black, M200, M200-Black, M200W, M200W-Black, M202, M202-Black, M202W, M202W-Black, MT100-Black, MT100-Blue, MT100-Grey, MT100v, MT100v-Black, MT100W, MT200, MT200-Black, MT200v, MT200v-Black, MT200W, MT200W-Black, MT200Wp, MT200Wp-Black, MT202W, MT202W-Black		





			
1			
GEV No.	527025	Ref. No.	08327
description	spray head suitable for ANIMO		
For models:	A100, A100W, A100W-2N-380-415V, A102, A140-220-240V, A200, A200-3WHPL, A200W, A200W-2N-380-415V, A202, A202W, B100, B200, B200WF, B200WS, B202, TA100, TA100W, TA100W-2N-380-415V, TA200, TA200W, TA200W-2N-380-415V, TA202W, TB200WF, TVA100, TVA200, TVB100, TVB200		

			
1			
GEV No.	527034	Ref. No.	11180
description	spray head suitable for ANIMO		
For models:	B600W, B600W-DUO, B600W-DUO-DOS		

			
1			
GEV No.	527035	Ref. No.	12231
description	spray head tap head suitable for ANIMO		
For models:	A100, A100W, A100W-2N-380-415V, A102, A140-220-240V, A200, A200-3WHPL, A200W, A200W-2N-380-415V, A202, A202W, TA100, TA100W, TA100W-2N-380-415V, TA200, TA200W, TA200W-2N-380-415V, TA202W, TVA100, TVA200		

<p>manifolds</p> 			
1			
GEV No.	525801	Ref. No.	07940
description	water distributor ø 82mm suitable for ANIMO		
For models:	Excelso, Excelso-T, Excelso-Tp, M100-Black, M100-Blue, M100-Grey, M100W, M102, M102-Black, M200, M200-Black, M200W, M200W-Black, M202, M202-Black, M202W, M202W-Black, MT100-Black, MT100-Blue, MT100-Grey, MT100v, MT100v-Black, MT100W, MT200, MT200-Black, MT200v, MT200v-Black, MT200W, MT200W-Black, MT200Wp, MT200Wp-Black, MT202W, MT202W-Black		

<p>steam/water taps</p>			
<p>water taps</p>			
			
1			
GEV No.	525411	Ref. No.	04120 04309
description	water tap ANIMO inlet 3/8" outlet 3/8"		
For models:	WKI-10L-HA, WKI-10L-VA, WKI-10n, WKI-20L-VA-3KW, WKI-20L-VA-6KW, WKI-20n-3KW, WKI-20n-6KW, WKI-40L-VA, WKI-40n, WKI-60L-VA, WKI-60n, WKI-80L-VA, WKI-80n, WKI-n-double-tap-front, WKI-n-no-drip-tap-front, WKI-n-swivel-arm-L, WKI-n-swivel-arm-R		

<p>liquid level pipes</p>			
<p>connections</p>			
			
1			
GEV No.	525811	Ref. No.	13308
description	connection for level glass L 40mm		
For models:	CB1x40L, CB1x40R, CB2x40, CN40e		

<p>angle valves</p>			
			
1			
GEV No.	525812	Ref. No.	54113
description	angle valve for level glass L 29mm		
For models:	MWR-10L, MWR-20L, MWR-40L, MWR-5L, MWRn-10L, MWRn-20L, MWRn-5L, WKI-10L-HA, WKI-10L-VA, WKI-10n, WKI-20L-VA-3KW, WKI-20L-VA-6KW, WKI-20n-3KW, WKI-20n-6KW, WKI-40L-VA, WKI-40n, WKI-60L-VA, WKI-60n, WKI-80L-VA, WKI-80n		

			
1			
GEV No.	525813	Ref. No.	54115
description	angle valve for level glass L 29mm		
For models:	MWR-10L, MWR-20L, MWR-40L, MWR-5L, MWRn-10L, MWRn-20L, MWRn-5L, WKI-10L-HA, WKI-10L-VA, WKI-20L-VA-3KW, WKI-20L-VA-6KW, WKI-40L-VA, WKI-60L-VA, WKI-80L-VA		

liquid level pipes

1 

GEV No.	526805	Ref. No.	12884
description	water level tube ED ø 10.4mm ID ø 8.2mm H 208mm for ANIMO		
For models:	CB1x5L, CB1x5R, CB1x5WL, CB1x5WR, CB2x5, CB2x5W, CN5e, CN5i, WKT-D-5n-HA, WKT-D-5n-VA		

1 

GEV No.	527026	Ref. No.	19103
description	water level tube ED ø 10.4mm ID ø 8.2mm H 211mm for ANIMO		
For models:	B600W		

1 

GEV No.	527022	Ref. No.	54195
description	water level tube ED ø 10.4mm ID ø 8.2mm H 216mm marking 1-6 for ANIMO		
For models:	CE-6L-STA-PLGLS, KF6-GL-220V, KF6-GL-3N-380V		

1 

GEV No.	527030	Ref. No.	54188
description	water level tube ED ø 10.4mm ID ø 8.2mm H 225mm marking 1-10 for ANIMO		
For models:	DE-10L, DE-10L-INSTALL, FC-GL-1x10-3N-400V, FC-GL-1x10-HW-3N-400V, FC-GL-2x10-3N-380V, FC-GL-2x10-3N-400V, FC-GL-2x10-HW-3N-400V, FC-GLD-2x10-3N-400V		

1 

GEV No.	527029	Ref. No.	54186
description	water level tube ED ø 10.4mm ID ø 8.2mm H 225mm marking 1-5 for ANIMO		
For models:	DE-5L, DE-5L-INSTALL, FC-2x5L-Comfort, FC-GL-1x5-230V, FC-GL-2x5-220V, FC-GL-2x5-230V, FC-GL-2x5-3N-380V, FC-GL-2x5-HW-3N-400V, FC-GLD-2x5-3N-400V, FC-TK-2x5-220V		

1 

GEV No.	526808	Ref. No.	12885
description	water level tube ED ø 10.4mm ID ø 8.2mm H 230mm for ANIMO		
For models:	CB1x10L, CB1x10R, CB1x10WL, CB1x10WR, CB2x10, CB2x10W, CN10e, CN10i, WKT-D-10n-HA, WKT-D-10n-VA		

1 

GEV No.	525293	Ref. No.	34196
description	water level tube ED ø 10.4mm ID ø 8.2mm H 270mm marking 1-10 for ANIMO		
For models:	WKT-10HA, WKT-10VA		

1 

GEV No.	525284	Ref. No.	34388
description	water level tube ED ø 10.4mm ID ø 8.2mm H 270mm WKT 10n for ANIMO		
For models:	WKT-10n-HA, WKT-10n-VA		

1 

GEV No.	526809	Ref. No.	34402
description	water level tube ED ø 10.4mm ID ø 8.2mm H 300mm for ANIMO		
For models:	MWRn-20L		

1 

GEV No.	527032	Ref. No.	54123
description	water level tube ED ø 10.4mm ID ø 8.2mm H 304mm for ANIMO		
For models:	DE-20L, DE-20L-INSTALL, FC-GL-1x20-3N-400V, FC-GL-1x20-HW-3N-400V, FC-GL-2x20-3N-380V, FC-GL-2x20-3N-400V, FC-GL-2x20-HW-3N-400V, FC-GLD-2x20-3N-400V		

1 

GEV No.	526803	Ref. No.	54196
description	water level tube ED ø 10.4mm ID ø 8.2mm H 304mm marking 1-10 for ANIMO		
For models:	CE-10L-STA-PLGLS		

1 

GEV No.	525287	Ref. No.	34140
description	water level tube ED ø 10.4mm ID ø 8.2mm H 305mm marking 5-25 for ANIMO		
For models:	WKT-25HA, WKT-25VA		

1 

GEV No.	526804	Ref. No.	54225
description	water level tube ED ø 10.4mm ID ø 8.2mm H 311mm marking 1-16 for ANIMO		
For models:	CE-16L-STA-PLGLS		

1 

GEV No.	525285	Ref. No.	34389
description	water level tube ED ø 10.4mm ID ø 8.2mm H 315mm WKT 20n for ANIMO		
For models:	WKT-20n-HA, WKT-20n-VA		

1 

GEV No.	526807	Ref. No.	12886
description	water level tube ED ø 10.4mm ID ø 8.2mm H 317mm for ANIMO		
For models:	CB1x20L, CB1x20R, CB1x20WL, CB1x20WR, CB2x20, CB2x20W, CN20e, CN20i, WKT-D-20n-HA, WKT-D-20n-VA		


1 


GEV No.	525291	Ref. No.	34530
description	water level tube ED ø 10.4mm ID ø 8.2mm H 345mm marking 0-10 orange for ANIMO		
For models:	WKI-10n		


1 


GEV No.	525289	Ref. No.	34107
description	water level tube ED ø 10.4mm ID ø 8.2mm H 366mm orange for ANIMO		
For models:	WKI-10L-HA, WKI-10L-VA		





1 			
GEV No.	527004	Ref. No.	54155
description	water level tube ED ø 10.4mm ID ø 8.2mm H 367mm for ANIMO		
For models:	DE-40L, DE-40L-INSTALL, DWI-GL180-3N-380V, FC-GL-2x40-3N-380V		


1 			
GEV No.	526806	Ref. No.	54226
description	water level tube ED ø 10.4mm ID ø 8.2mm H 384mm marking 1-20 for ANIMO		
For models:	CE-20L-STA-PLGLS		


1 			
GEV No.	525297	Ref. No.	34532
description	water level tube ED ø 10.4mm ID ø 8.2mm H 385mm marking 0-20 orange for ANIMO		
For models:	WKI-20n-3KW, WKI-20n-6KW		


1 			
GEV No.	525295	Ref. No.	34111
description	water level tube ED ø 10.4mm ID ø 8.2mm H 402mm orange for ANIMO		
For models:	WKI-20L-VA-3KW, WKI-20L-VA-6KW		


1 			
GEV No.	525299	Ref. No.	34534
description	water level tube ED ø 10.4mm ID ø 8.2mm H 485mm marking 0-40 orange for ANIMO		
For models:	WKI-40n		


1 			
GEV No.	525401	Ref. No.	34125
description	water level tube ED ø 10.4mm ID ø 8.2mm H 501mm orange for ANIMO		
For models:	WKI-40L-VA		

1 			
GEV No.	525403	Ref. No.	34194
description	water level tube ED ø 10.4mm ID ø 8.2mm H 666mm clear for ANIMO		
For models:	WKI-60L-VA		

1 			
GEV No.	525405	Ref. No.	34132
description	water level tube ED ø 10.4mm ID ø 8.2mm H 690mm orange for ANIMO		
For models:	WKI-80L-VA		


1 			
GEV No.	525407	Ref. No.	34549
description	water level tube ED ø 10.4mm ID ø 8.2mm H 704mm marking 0-80 orange for ANIMO		
For models:	WKI-80n		


1 			
GEV No.	525847	Ref. No.	54189
description	water level tube ED ø 10.4mm ID ø 8.3mm H 358mm marking 5-40 for ANIMO		
For models:	CB1x40L, CB1x40R, CB2x40, CN40e		


1 			
GEV No.	526810	Ref. No.	34401
description	water level tube ED ø 10.8mm H 226mm for ANIMO		
For models:	MWRn-10L, MWRn-5L		


protective tube


plastic


1 			
GEV No.	527027	Ref. No.	19104
description	protection pipe ø 15mm ID ø 12mm L 205mm for water level tube		
For models:	B600W		


1 			
GEV No.	526800	Ref. No.	54228
description	protection pipe ø 15mm ID ø 12mm L 210mm for water level tube		
For models:	CE-6L-STA-PLGLS		

1 			
GEV No.	527023	Ref. No.	54185
description	protection pipe ø 15mm ID ø 12mm L 220mm for water level tube		
For models:	DE-10L, DE-10L-INSTALL, DE-5L, DE-5L-INSTALL, FC-2x5L-Comfort, FC-GL-1x10-3N-400V, FC-GL-1x10-HW-3N-400V, FC-GL-1x5-230V, FC-GL-2x10-3N-380V, FC-GL-2x10-3N-400V, FC-GL-2x10-HW-3N-400V, FC-GL-2x5-220V, FC-GL-2x5-230V, FC-GL-2x5-3N-380V, FC-GL-2x5-HW-3N-400V, FC-GLD-2x10-3N-400V, FC-GLD-2x5-3N-400V, FC-TK-2x5-220V, KF6-GL-220V, MWR-10L, MWR-5L, MWRn-10L, MWRn-5L		


1 			
GEV No.	525294	Ref. No.	34197
description	protection pipe ø 15mm ID ø 12mm L 264mm for water level tube		
For models:	WKT-10HA, WKT-10n-HA, WKT-10n-VA, WKT-10VA		

1 			
GEV No.	527033	Ref. No.	54143
description	protection pipe ø 15mm ID ø 12mm L 298mm for water level tube		
For models:	CE-10L-STA-PLGLS, DE-20L, DE-20L-INSTALL, FC-GL-1x20-3N-400V, FC-GL-1x20-HW-3N-400V, FC-GL-2x20-3N-380V, FC-GL-2x20-3N-400V, FC-GL-2x20-HW-3N-400V, FC-GLD-2x20-3N-400V, MWR-20L, MWRn-20L		


1 			
GEV No.	525288	Ref. No.	34141
description	protection pipe ø 15mm ID ø 12mm L 299mm for water level tube		
For models:	WKT-25HA, WKT-25VA		




GEV No.	526801	Ref. No.	54232
description	protection pipe ø 15mm ID ø 12mm L 305mm for water level tube		
For models:	CE-16L-STA-PLGLS		




GEV No.	525286	Ref. No.	54242
description	protection pipe ø 15mm ID ø 12mm L 315mm for water level tube		
For models:	WKT-20n-HA, WKT-20n-VA		



GEV No.	525292	Ref. No.	34531
description	protection pipe ø 15mm ID ø 12mm L 352mm for water level tube		
For models:	WKI-10n		



GEV No.	525290	Ref. No.	34108
description	protection pipe ø 15mm ID ø 12mm L 360mm for water level tube		
For models:	WKI-10L-HA, WKI-10L-VA		




GEV No.	527005	Ref. No.	54157
description	protection pipe ø 15mm ID ø 12mm L 370mm for water level tube		
For models:	DE-40L, DE-40L-INSTALL, DWI-GL180-3N-380V, FC-GL-2x40-3N-380V, MWR-40L		



GEV No.	526802	Ref. No.	54233
description	protection pipe ø 15mm ID ø 12mm L 378mm for water level tube		
For models:	CE-20L-STA-PLGLS, WKT-D-18L-HA		




GEV No.	525298	Ref. No.	34533
description	protection pipe ø 15mm ID ø 12mm L 390mm for water level tube		
For models:	WKI-20n-3KW, WKI-20n-6KW		




GEV No.	525296	Ref. No.	34112
description	protection pipe ø 15mm ID ø 12mm L 396mm for water level tube		
For models:	WKI-20L-VA-3KW, WKI-20L-VA-6KW		




GEV No.	525400	Ref. No.	34535
description	protection pipe ø 15mm ID ø 12mm L 490mm for water level tube		
For models:	WKI-40n		



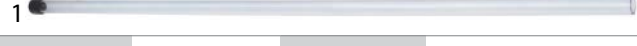
GEV No.	525402	Ref. No.	34126
description	protection pipe ø 15mm ID ø 12mm L 495mm for water level tube		
For models:	WKI-40L-VA		



GEV No.	525404	Ref. No.	34195
description	protection pipe ø 15mm ID ø 12mm L 660mm for water level tube		
For models:	WKI-60L-VA		



GEV No.	525406	Ref. No.	34133
description	protection pipe ø 15mm ID ø 12mm L 690mm for water level tube		
For models:	WKI-80L-VA		



GEV No.	525408	Ref. No.	34550
description	protection pipe ø 15mm ID ø 12mm L 710mm for water level tube		
For models:	WKI-80n		


metal




GEV No.	525846	Ref. No.	54184
description	protection pipe ø 15mm ID ø 11mm L 360mm aluminium		
For models:	CB1x40L, CB1x40R, CB2x40, CN40e		

accessories

end caps




GEV No.	527040	Ref. No.	08188 34300
description	end cap		
For models:	B600W, CB1x40L, CB1x40R, CB2x40, CN40e, DWI-GL180-3N-380V, FC-2x5L-Comfort, FC-GL-2x10-3N-380V, FC-GL-2x20-3N-380V, FC-GL-2x40-3N-380V, FC-GL-2x5-220V, FC-GL-2x5-3N-380V, FC-TK-2x5-220V, KF6-GL-220V, KF6-GL-3N-380V, MWR-10L, MWR-20L, MWR-40L, MWR-5L, MWRn-10L, MWRn-20L, MWRn-5L, WKI-10L-HA, WKI-10L-VA, WKI-10n, WKI-20L-VA-3KW, WKI-20L-VA-6KW, WKI-20n-3KW, WKI-20n-6KW, WKI-40L-VA, WKI-40n, WKI-60L-VA, WKI-60n, WKI-80L-VA, WKI-80n, WKT-10HA, WKT-10n-HA, WKT-10n-VA, WKT-10VA, WKT-20n-HA, WKT-20n-VA, WKT-25HA, WKT-25VA		





GEV No.	525800	Ref. No.	04280
description	rubber grommet ø 9mm H 14mm		
For models:	CB1x10L, CB1x10R, CB1x10WL, CB1x10WR, CB1x20L, CB1x20R, CB1x20WL, CB1x20WR, CB1x5L, CB1x5R, CB1x5WL, CB1x5WR, CB2x10, CB2x10W, CB2x20, CB2x20W, CB2x5, CB2x5W, CN10e, CN10i, CN20e, CN20i, CN5e, CN5i, WKT-D-10n-HA, WKT-D-10n-VA, WKT-D-20n-HA, WKT-D-20n-VA, WKT-D-5n-HA, WKT-D-5n-VA		




 <p>1</p>			
GEV No.	525805	Ref. No.	04279
description	rubber grommet ø9mm H 18.5mm		
For models:	CB1x10L, CB1x10R, CB1x10WL, CB1x10WR, CB1x20L, CB1x20R, CB1x20WL, CB1x20WR, CB1x40L, CB1x40R, CB1x5L, CB1x5R, CB1x5WL, CB1x5WR, CB2x10, CB2x10W, CB2x20, CB2x20W, CB2x40, CB2x5, CB2x5W, CN10e, CN10i, CN20e, CN20i, CN40e, CN5e, CN5i, WKT-D-10n-HA, WKT-D-10n-VA, WKT-D-20n-HA, WKT-D-20n-VA, WKT-D-5n-HA, WKT-D-5n-VA		


<p>miscellaneous</p>  <p>1</p>			
GEV No.	525802	Ref. No.	07954
description	protection cap for level glass L 54mm W 24mm H 25mm		
For models:	CB1x10L, CB1x10R, CB1x10WL, CB1x10WR, CB1x20L, CB1x20R, CB1x20WL, CB1x20WR, CB1x5L, CB1x5R, CB1x5WL, CB1x5WR, CB2x10, CB2x10W, CB2x20, CB2x20W, CB2x5, CB2x5W, CN10e, CN10i, CN20e, CN20i, CN5e, CN5i, WKT-D-10n-HA, WKT-D-10n-VA, WKT-D-20n-HA, WKT-D-20n-VA, WKT-D-5n-HA, WKT-D-5n-VA		


 <p>1</p>			
GEV No.	525414	Ref. No.	07967
description	protection cap for probe tube L 51mm W 26mm H 25mm		
For models:	CB1x10L, CB1x10R, CB1x10WL, CB1x10WR, CB1x20L, CB1x20R, CB1x20WL, CB1x20WR, CB1x5L, CB1x5R, CB1x5WL, CB1x5WR, CB2x10, CB2x10W, CB2x20, CB2x20W, CB2x5, CB2x5W, CN10e, CN10i, CN20e, CN20i, CN5e, CN5i, WKT-D-10n-HA, WKT-D-10n-VA, WKT-D-20n-HA, WKT-D-20n-VA, WKT-D-5n-HA, WKT-D-5n-VA		

 <p>1</p>			
GEV No.	548684	Ref. No.	04007
description	tap head for water level tube 3/8"		
For models:	MWR-10L, MWR-20L, MWR-40L, MWR-5L, MWRn-10L, MWRn-20L, MWRn-5L, WKI-10L-HA, WKI-10L-VA, WKI-10n, WKI-20L-VA-3KW, WKI-20L-VA-6KW, WKI-20n-3KW, WKI-20n-6KW, WKI-40L-VA, WKI-40n, WKI-60L-VA, WKI-60n, WKI-80L-VA, WKI-80n		

<p>intake valves</p> <p>floats</p>  <p>1</p>			
GEV No.	525409	Ref. No.	34758
description	float for filling valve ø 110mm H 55mm SS		
For models:	WKI-10L-VA, WKI-20L-VA-3KW, WKI-20L-VA-6KW, WKI-40L-VA, WKI-60L-VA, WKI-80L-VA, WKT-10VA, WKT-25VA		



<p>housing and bezels</p> <p>feet</p>  <p>1</p>			
GEV No.	531137	Ref. No.	03001
description	foot ø 21mm H 6.5mm Qty 1 pcs overall height 17mm mounting ø 7mm rubber		
For models:	Perco-10L, Perco-15L, Percostar-12, Percostar-15, Percostar-3, Percostar-6.5		



<p>floats</p> <p>float taps</p>  <p>1</p>			
GEV No.	525848	Ref. No.	39200
description	tap for float for WKI/WKT		
For models:	WKI-10L-VA, WKI-20L-VA-3KW, WKI-20L-VA-6KW, WKI-40L-VA, WKI-60L-VA, WKI-80L-VA, WKT-10VA, WKT-25VA		

<p>float switches</p>  <p>1</p>			
GEV No.	347329	Ref. No.	34225
description	float switch 1-pole		
For models:	WKI-10n, WKI-20n-3KW, WKI-20n-6KW, WKI-40n, WKI-60n, WKI-80n		

knobs


universal knobs

			
1			
GEV No.	110133	Ref. No.	03042
description	knob thermostat t.max. 85°C ø 50mm shaft ø 6x4.6mm shaft flat upper black temperature range 30-85°C rotation 270°		
For models:	MWRn-10L, MWRn-20L, MWRn-5L		
accessories for	110133		
	GEV No.	110135	Ref. No. —
rosette knob up to ø 52mm			

			
1			
GEV No.	111934	Ref. No.	03040 54167
description	knob thermostat t.max. 90°C ø 50mm shaft ø 6x4.6mm shaft flat upper black temperature range 30-90°C rotation 270°		
For models:	B600W-DUO, B600W-DUO-DOS, MW-10L, MW-20L, MW-5L, MWR-10L, MWR-20L, MWR-40L, MWR-5L, WKI-10L-HA, WKI-10L-VA, WKI-10n, WKI-20L-VA-3KW, WKI-20L-VA-6KW, WKI-20n-3KW, WKI-20n-6KW, WKI-40L-VA, WKI-40n, WKI-60L-VA, WKI-60n, WKI-80L-VA, WKI-80n, WKT-10HA, WKT-10n-HA, WKT-10n-VA, WKT-10VA, WKT-20n-HA, WKT-20n-VA, WKT-25HA, WKT-25VA, WKT-D-10L-HA, WKT-D-10n-HA, WKT-D-10n-VA, WKT-D-18L-HA, WKT-D-20n-HA, WKT-D-20n-VA, WKT-D-5n-HA, WKT-D-5n-VA		
accessories for	111934		
	GEV No.	110135	Ref. No. —
rosette knob up to ø 52mm			

producer-specific knobs

ANIMO			
			
1			
GEV No.	110133	Ref. No.	03042
description	knob thermostat t.max. 85°C ø 50mm shaft ø 6x4.6mm shaft flat upper black temperature range 30-85°C rotation 270°		
For models:	MWRn-10L, MWRn-20L, MWRn-5L		
accessories for	110133		
	GEV No.	110135	Ref. No. —
rosette knob up to ø 52mm			


			
1			
GEV No.	347328	Ref. No.	02930
description	float switch thread M10x1.5 1NO ø 25mm L 50mm mounting ø 11mm 250V 0.5A cable cable length 300mm		
For models:	M100-Black, M100-Blue, M100-Grey, M100W, M102, M102-Black, M200, M200-Black, M200W, M200W-Black, M202, M202-Black, M202W, M202W-Black, MT100-Black, MT100-Blue, MT100-Grey, MT100v, MT100v-Black, MT100W, MT200, MT200-Black, MT200v, MT200v-Black, MT200W, MT200W-Black, MT200Wp, MT200Wp-Black, MT202W, MT202W-Black		

safety valves

			
1			
GEV No.	525413	Ref. No.	54144
description	safety valve connection 1/2" triggering pressure 1bar		
For models:	WKS		

miscellaneous

			
1			
GEV No.	531135	Ref. No.	07271
description	knurled nut T1: M38x1 ø 55mm H 14mm		
For models:	DWI-GL30-230V, DWI-GL45-3N-400V, DWI-GL60-3N-400V, DWI-GL60HW-3N-400V, DWI-GL90-3N-400V, DWI-GL90HW-3N-400V, FC-GL-1x10-3N-400V, FC-GL-1x10-HW-3N-400V, FC-GL-1x20-3N-400V, FC-GL-1x20-HW-3N-400V, FC-GL-1x5-230V, FC-GL-2x10-3N-400V, FC-GL-2x10-HW-3N-400V, FC-GL-2x20-3N-400V, FC-GL-2x20-HW-3N-400V, FC-GL-2x5-230V, FC-GL-2x5-HW-3N-400V, FC-GLD-2x10-3N-400V, FC-GLD-2x20-3N-400V, FC-GLD-2x5-3N-400V, KF6-GL-230V, KF6-GL-3N-400V		

			
1			
GEV No.	525416	Ref. No.	06287
description	spring clip for probe L 15mm W 10mm		
For models:	B600W-DUO, B600W-DUO-DOS, MWR-10L, MWR-20L, MWR-40L, MWR-5L, MWRn-10L, MWRn-20L, MWRn-5L, WKI-10L-HA, WKI-10L-VA, WKI-10n, WKI-20L-VA-3KW, WKI-20L-VA-6KW, WKI-20n-3KW, WKI-20n-6KW, WKI-40L-VA, WKI-40n, WKI-60L-VA, WKI-60n, WKI-80L-VA, WKI-80n, WKT-10HA, WKT-10n-HA, WKT-10n-VA, WKT-20n-HA, WKT-20n-VA, WKT-D-10L-HA, WKT-D-10n-HA, WKT-D-10n-VA, WKT-D-18L-HA, WKT-D-20n-HA, WKT-D-20n-VA, WKT-D-5n-HA, WKT-D-5n-VA		



fittings for catering equipment

dispenser tap

complete



GEV No.	527015	Ref. No.	04250
description	outlet tap complete tube ø20mm pipe length 51mm black connection 1/2"		
For models:	A100W, A100W-2N-380-415V, A200W, A200W-2N-380-415V, A202W, B200WF, DWI-GL60HW-3N-400V, DWI-GL90HW-3N-400V, FC-GL-1x10-HW-3N-400V, FC-GL-1x20-HW-3N-400V, FC-GL-2x10-HW-3N-400V, FC-GL-2x20-HW-3N-400V, FC-GL-2x5-HW-3N-400V, M100W, M200W, M200W-Black, M202W, M202W-Black, MT100W, MT200W, MT200W-Black, MT200Wp, MT200Wp-Black, MT202W, MT202W-Black, TA100W, TA100W-2N-380-415V, TA200W, TA200W-2N-380-415V, TA202W, TB200WF, WKT-3n-HA, WKT-3n-VA		

tap heads



GEV No.	527014	Ref. No.	04245
description	tap head		
For models:	MW-10L, MW-20L, MW-5L		




GEV No.	527002	Ref. No.	04190
description	tap head complete		
For models:	CE-40L-STA, CI-40L-STA, DE-40L, DE-40L-INSTALL, DWI-GL180-3N-380V, FC-GL-2x40-3N-380V, MWR-40L		



GEV No.	527017	Ref. No.	04247
description	tap head for outlet tap complete		
For models:	A100W, A100W-2N-380-415V, A200W, A200W-2N-380-415V, A202W, B200WF, DWI-GL60HW-3N-400V, DWI-GL90HW-3N-400V, FC-GL-1x10-HW-3N-400V, FC-GL-1x20-HW-3N-400V, FC-GL-2x10-HW-3N-400V, FC-GL-2x20-HW-3N-400V, FC-GL-2x5-HW-3N-400V, M100W, M200W, M200W-Black, M202W, M202W-Black, MT100W, MT200W, MT200W-Black, MT200Wp, MT200Wp-Black, MT202W, MT202W-Black, TA100W, TA100W-2N-380-415V, TA200W, TA200W-2N-380-415V, TA202W, TB200WF, THERMOSCONT-2.4-KR+PLGL, WKS, WKT-3n-HA, WKT-3n-VA		



GEV No.	527019	Ref. No.	04032
description	tap head for outlet tap complete		
For models:	B600W, B600W-DUO, B600W-DUO-DOS, CB10W, CB1x10L, CB1x10R, CB1x10WL, CB1x10WR, CB1x20L, CB1x20R, CB1x20WL, CB1x20WR, CB1x40L, CB1x40R, CB1x5L, CB1x5R, CB1x5WL, CB1x5WR, CB20W, CB2x10, CB2x10W, CB2x20, CB2x20W, CB2x40, CB2x5, CB2x5W, CB5W, CE-10L-STA, CE-10L-STA-PLGLS, CE-12L-STA, CE-16L-STA, CE-16L-STA-PLGLS, CE-20L-STA, CE-20L-STA-PLGLS, CE-25L-STA, CE-4L-STA, CE-6L-STA, CE-6L-STA-PLGLS, CE-8L-STA, CI-10L-STA, CI-12L-STA, CI-16L-STA, CI-20L-STA, CI-25L-STA, CI-4L-STA, CI-6L-STA, CI-8L-STA, CN10e, CN10e-without-gauge-glass, CN10i...(Other models you can see in the webshop)		


spare parts for	527019			
	GEV No.	527024	Ref. No.	04034
	gasket connection 1/2" for outlet tap			


tap bodies





GEV No.	527006	Ref. No.	54140
description	tap body		
For models:	WKS		


mechanical components, equipment accessories


			
1			
GEV No.	527012	Ref. No.	54129
description	tap body		
For models:	B600W, MWR-10L, MWR-20L, MWR-5L, MWRn-10L, MWRn-20L, MWRn-5L, WKI-n-no-drip-tap-front, WKI-n-no-drip-tap-back, WKI-n-swivel-arm-L, WKI-n-swivel-arm-R		

			
1			
GEV No.	527020	Ref. No.	54103
description	tap body		
For models:	B600W, DE-10L, DE-10L-INSTALL, DE-20L, DE-20L-INSTALL, DE-5L, DE-5L-INSTALL, FC-2x5L-Comfort, FC-GL-1x10-3N-400V, FC-GL-1x10-HW-3N-400V, FC-GL-1x20-3N-400V, FC-GL-1x20-HW-3N-400V, FC-GL-1x5-230V, FC-GL-2x10-3N-380V, FC-GL-2x10-3N-400V, FC-GL-2x10-HW-3N-400V, FC-GL-2x20-3N-380V, FC-GL-2x20-3N-400V, FC-GL-2x20-HW-3N-400V, FC-GL-2x5-220V, FC-GL-2x5-230V, FC-GL-2x5-3N-380V, FC-GL-2x5-HW-3N-400V, FC-GLD-2x10-3N-400V, FC-GLD-2x20-3N-400V, FC-GLD-2x5-3N-400V, FC-TK-2x5-220V, KF6-GL-220V, KF6-GL-3N-380V, WKT-10HA, WKT-10n-HA, WKT-10n-VA, WKT-10VA, WKT-20n-HA, WKT-20n-VA, WKT-25HA, WKT-25VA		

			
1			
GEV No.	527028	Ref. No.	54127 54142
description	tap body ET 1/2"		
For models:	B600W-DUO, B600W-DUO-DOS		


gaskets			
			
1			
GEV No.	527024	Ref. No.	04034
description	gasket connection 1/2" for outlet tap		
For models:	B600W, B600W-DUO, B600W-DUO-DOS, CB10W, CB1x10L, CB1x10R, CB1x10WL, CB1x10WR, CB1x20L, CB1x20R, CB1x20WL, CB1x20WR, CB1x40L, CB1x40R, CB1x5L, CB1x5R, CB1x5WL, CB1x5WR, CB20W, CB2x10, CB2x10W, CB2x20, CB2x20W, CB2x40, CB2x5, CB2x5W, CB5W, CE-10L-STA, CE-10L-STA-PLGLS, CE-12L-STA, CE-16L-STA, CE-16L-STA-PLGLS, CE-20L-STA, CE-20L-STA-PLGLS, CE-25L-STA, CE-4L-STA, CE-6L-STA, CE-6L-STA-PLGLS, CE-8L-STA, CI-10L-STA, CI-12L-STA, CI-16L-STA, CI-20L-STA, CI-25L-STA, CI-4L-STA, CI-6L-STA, CI-8L-STA, CN10e, CN10e-without-gauge-glass, CN10i...(Other models you can see in the webshop)		

			
1			
GEV No.	527016	Ref. No.	04233
description	gasket connection 3/8" for outlet tap		
For models:	A100W, A100W-2N-380-415V, A200W, A200W-2N-380-415V, A202W, B200WF, DWI-GL60HW-3N-400V, DWI-GL90HW-3N-400V, FC-GL-1x10-HW-3N-400V, FC-GL-1x20-HW-3N-400V, FC-GL-2x10-HW-3N-400V, FC-GL-2x20-HW-3N-400V, FC-GL-2x5-HW-3N-400V, M100W, M200W, M200W-Black, M202W, M202W-Black, MT100W, MT200W, MT200W-Black, MT200Wp, MT200Wp-Black, MT202W, MT202W-Black, TA100W, TA100W-2N-380-415V, TA200W, TA200W-2N-380-415V, TA202W, TB200WF, THERMOSCONT-2.4-KR+PLGL, WKS, WKT-3n-HA, WKT-3n-VA		

			
1			
GEV No.	527003	Ref. No.	04189
description	gasket for outlet tap		
For models:	CE-40L-STA, CI-40L-STA, DE-40L, DE-40L-INSTALL, DWI-GL180-3N-380V, FC-GL-2x40-3N-380V, MWR-40L		


equipment feet and end caps

equipment feet with stem

			
1			
GEV No.	531137	Ref. No.	03001
description	foot ø 21mm H 6.5mm Qty 1 pcs overall height 17mm mounting ø 7mm rubber		
For models:	Perco-10L, Perco-15L, Percostar-12, Percostar-15, Percostar-3, Percostar-6.5		

end caps and plugs

for square pipes

			
1			
GEV No.	531136	Ref. No.	09310
description	end cap L 25mm W 25mm H 28mm Qty 1 pcs		
For models:	A200, A200-3WHPL, A200W, A200W-2N-380-415V, A202, A202W, TA200, TA200W, TA200W-2N-380-415V, TA202W, TVA200		



gaskets

O-rings

EPDM

GEV No.	532573	Ref. No.	02938
description	O-ring EPDM thickness 2.62mm ID ø 92.75mm Qty 1 pcs		
For models:	Excelso, Excelso-T, Excelso-Tp, M100-Black, M100-Blue, M100-Grey, M100W, M102, M102-Black, M200, M200-Black, M200W, M200W-Black, M202, M202-Black, M202W, M202W-Black, MT100-Black, MT100-Blue, MT100-Grey, MT100v, MT100v-Black, MT100W, MT200, MT200-Black, MT200v, MT200v-Black, MT200W, MT200W-Black, MT200Wp, MT200Wp-Black, MT202W, MT202W-Black		

GEV No.	527158	Ref. No.	04023
description	O-ring EPDM thickness 2mm ID ø 10mm Qty 1 pcs		
For models:	B200WS, B600W, B600W-DUO, B600W-DUO-DOS, CE-10L-STA-PLGLS, CE-16L-STA-PLGLS, CE-20L-STA-PLGLS, CE-6L-STA-PLGLS, DE-10L, DE-10L-INSTALL, DE-20L, DE-20L-INSTALL, DE-40L, DE-40L-INSTALL, DE-5L, DE-5L-INSTALL, DWI-GL180-3N-380V, FC-2x5L-Comfort, FC-GL-1x10-3N-400V, FC-GL-1x10-HW-3N-400V, FC-GL-1x20-3N-400V, FC-GL-1x20-HW-3N-400V, FC-GL-1x5-230V, FC-GL-2x10-3N-380V, FC-GL-2x10-3N-400V, FC-GL-2x10-HW-3N-400V, FC-GL-2x20-3N-380V, FC-GL-2x20-3N-400V, FC-GL-2x20-HW-3N-400V, FC-GL-2x40-3N-380V, FC-GL-2x5-220V, FC-GL-2x5-230V, FC-GL-2x5-HW-3N-400V, FC-GLD-2x10-3N-400V, FC-GLD-2x20-3N-400V, FC-GLD-2x5-3N-400V, FC-TK-2x5-220V, KF6-GL-220V, KF6-GL-3N-380V, MWR-10L, MWR-20L, MWR-40L, MWR-5L, MWRn-10L, MWRn-20L, MWRn-5L, WKI-10L-HA, WKI-10L-VA, WKI-10n, WKI-20L-VA-3KW...(Other models you can see in the webshop)		

GEV No.	532627	Ref. No.	04290
description	O-ring EPDM thickness 3.53mm ID ø 17.04mm Qty 1 pcs		
For models:	CB10W, CB1x10L, CB1x10R, CB1x10WL, CB1x10WR, CB1x20L, CB1x20R, CB1x20WL, CB1x20WR, CB1x5L, CB1x5R, CB1x5WL, CB1x5WR, CB20W, CB2x10, CB2x10W, CB2x20, CB2x20W, CB2x5, CB2x5W, CB5W, CN10e, CN10e-without-gauge-glass, CN10i, CN20e, CN20e-without-gauge-glass, CN20i, CN5e, CN5e-without-gauge-glass, CN5i, WKT-D-10n-HA, WKT-D-10n-VA, WKT-D-20n-HA, WKT-D-20n-VA, WKT-D-5n-HA, WKT-D-5n-VA		

GEV No.	513016	Ref. No.	04289
description	O-ring EPDM thickness 3.53mm ID ø 26.58mm Qty 1 pcs		
For models:	CB10W, CB1x10L, CB1x10R, CB1x10WL, CB1x10WR, CB1x20L, CB1x20R, CB1x20WL, CB1x20WR, CB1x5L, CB1x5R, CB1x5WL, CB1x5WR, CB20W, CB2x10, CB2x10W, CB2x20, CB2x20W, CB2x5, CB2x5W, CB5W, CN10e, CN10e-without-gauge-glass, CN20e, CN20e-without-gauge-glass, CN5e, CN5e-without-gauge-glass, WKT-D-10n-HA, WKT-D-10n-VA, WKT-D-20n-HA, WKT-D-20n-VA, WKT-D-5n-HA, WKT-D-5n-VA		

GEV No.	532606	Ref. No.	1002559
description	O-ring silicone thickness 3.53mm ID ø 37.69mm Qty 1 pcs		

sealing washers

GEV No.	510406	Ref. No.	08237
description	flat gasket fibre ED ø 60mm ID ø 48mm thickness 3mm for thread 1½" Qty 1 pcs		
For models:	DWI-GL30-230V, DWI-GL45-3N-400V, DWI-GL60-3N-400V, DWI-GL60HW-3N-400V, FC-2x10L-Comfort, FC-2x5L-Comfort, FC-GL-1x10-3N-400V, FC-GL-1x10-HW-3N-400V, FC-GL-1x5-230V, FC-GL-2x10-3N-380V, FC-GL-2x10-3N-400V, FC-GL-2x10-HW-3N-400V, FC-GL-2x5-220V, FC-GL-2x5-230V, FC-GL-2x5-3N-380V, FC-GL-2x5-HW-3N-400V, FC-GLD-2x10-3N-400V, FC-GLD-2x5-3N-400V, FC-TK-2x5-220V, KF6-GL-220V, KF6-GL-230V, KF6-GL-3N-380V, KF6-GL-3N-400V		

mechanical components, equipment accessories

special gaskets

thermostat gaskets



GEV No.	400607	Ref. No.	04022
description	gasket for thermostat silicone		
For models:	A100W, A100W-2N-380-415V, A200W, A200W-2N-380-415V, A202W, B100, B200, B200WS, B202, B600W, B600W-DUO, B600W-DUO-DOS, DWI-GL180-3N-380V, DWI-GL30-230V, DWI-GL45-3N-400V, DWI-GL60-3N-400V, DWI-GL60HW-3N-400V, DWI-GL90-3N-400V, DWI-GL90HW-3N-400V, FC-GL-1x10-3N-400V, FC-GL-1x10-HW-3N-400V, FC-GL-1x20-3N-400V, FC-GL-1x20-HW-3N-400V, FC-GL-1x5-230V, FC-GL-2x10-3N-380V, FC-GL-2x10-3N-400V, FC-GL-2x10-HW-3N-400V, FC-GL-2x20-3N-380V, FC-GL-2x20-3N-400V, FC-GL-2x20-HW-3N-400V, FC-GL-2x40-3N-380V, FC-GL-2x5-220V, FC-GL-2x5-230V, FC-GL-2x5-3N-380V, FC-GL-2x5-HW-3N-400V, FC-GLD-2x10-3N-400V, FC-GLD-2x20-3N-400V, FC-GLD-2x5-3N-400V, KF6-GL-220V, KF6-GL-230V, KF6-GL-3N-380V, KF6-GL-3N-400V, TA100W, TA100W-2N-380-415V, TA200W, TA200W-2N-380-415V, TA202W, TVB100, TVB200, WKT-3L-HA...(Other models you can see in the webshop)		

coffee accessories

measuring cups



GEV No.	960077	Ref. No.	08341
description	measuring cup 2.2l plastic		
For models:	TA100, TA100W, TA100W-2N-380-415V, TVA100, TVB100		

manometers




GEV No.	541734	Ref. No.	04262
description	manometer ø 40mm pressure range 0-2.5bar thread 1/8" connection straight		
For models:	WKS		

hoses

industrial hoses

silicone hoses

without fabric



GEV No.	530339	Ref. No.	35061
description	silicone hose ID ø 9mm ED ø 14mm L 0.53m thickness 2.5mm		
For models:	CB10, CB1x10L, CB1x10R, CB1x20L, CB1x20R, CB1x20WL, CB1x20WR, CB20, CB20W, CB2x10, CB2x20, CB2x20W, MT200W, MT200W-Black, MT202W, MT202W-Black, OptiVend-1TS, OptiVend-3TS, OptiVend-4TS, OptiVend-HS, OptiVend-HS-Duo		

fastening material

screws

flat-headed bolts



GEV No.	560411	Ref. No.	05035
description	flat-headed bolt thread M5 thread L 40mm SS DIN 7985/ISO 7045 Qty 1 pcs intake Phillips head ø 10mm		
For models:	CB1x10L, CB1x10R, CB1x10WL, CB1x10WR, CB1x20L, CB1x20R, CB1x20WL, CB1x20WR, CB1x5L, CB1x5R, CB1x5WL, CB1x5WR, CB2x10, CB2x10W, CB2x20, CB2x20W, CB2x5, CB2x5W, Excelso, Excelso-T, Excelso-Tp, M100-Black, M100-Blue, M100-Grey, M100W, M102, M102-Black, M200, M200-Black, M200W, M200W-Black, M202, M202-Black, M202W, M202W-Black, MT100-Black, MT100-Blue, MT100-Grey, MT100v, MT100v-Black, MT100W, MT200, MT200-Black, MT200v, MT200v-Black, MT200W, MT200W-Black, MT200Wp, MT200Wp-Black, MT202W...(Other models you can see in the webshop)		



consumables

containers

measuring cups



1

GEV No.	960077	Ref. No.	08341
description	measuring cup 2.2l plastic		
For models:	TA100, TA100W, TA100W-2N-380-415V, TVA100, TVB100		

coffee filters

round filters



1

GEV No.	960018	Ref. No.	01003
description	paper filter ø 190mm type DE 5 Qty 500 pcs for FC GL suitable for ANIMO		



1

GEV No.	960019	Ref. No.	01008
description	paper filter ø 260mm type DE 10 Qty 500 pcs for FC GL suitable for ANIMO		



1

GEV No.	960020	Ref. No.	01010
description	paper filter ø 330mm type DE 20 Qty 500 pcs for FC GL suitable for ANIMO		



1

GEV No.	960021	Ref. No.	01011
description	paper filter ø 440mm type DE 40 Qty 500 pcs for FC GL suitable for ANIMO		

basket filters

permanent filters



1

GEV No.	525441	Ref. No.	01060
description	permanent filter for coffee machine D1 ø 108mm D2 ø 146mm Qty 1 pcs		

paper filters



1

GEV No.	960101	Ref. No.	01115
description	paper filter for coffee makers D1 ø 100mm D2 ø 320mm Qty 500 pcs		
For models:	FC-GL-2x5-HW-3N-400V		



1

GEV No.	960106	Ref. No.	01097
description	paper filter for coffee makers D1 ø 150mm D2 ø 350mm Qty 500 pcs		



1

GEV No.	960102	Ref. No.	01116 152/457
description	paper filter for coffee makers D1 ø 150mm D2 ø 435mm Qty 500 pcs		
For models:	FC-GL-1x10-HW-3N-400V, FC-GL-2x10-HW-3N-400V		



1

GEV No.	960104	Ref. No.	01131
description	paper filter for coffee makers D1 ø 280mm D2 ø 635mm Qty 500 pcs		



GEV No.	960100	Ref. No.	01088
description	paper filter for coffee makers D1 ø 90mm D2 ø 250mm Qty 1000 pcs		

fuses

fine fuses

fine fuse holders



GEV No.	358015	Ref. No.	02040
description	fuse holder suitable fuse ø5x20mm ø 19mm thread M15 1-pole 6A rated 250V L 41mm connection soldering connection		

For models:	B600W, DWI-GL180-3N-380V, DWI-GL30-230V, DWI-GL45-3N-400V, DWI-GL60-3N-400V, DWI-GL60HW-3N-400V, DWI-GL90-3N-400V, DWI-GL90HW-3N-400V, FC-2x10L-Comfort, FC-2x5L-Comfort, FC-GL-1x10-3N-400V, FC-GL-1x10-HW-3N-400V, FC-GL-1x20-3N-400V, FC-GL-1x20-HW-3N-400V, FC-GL-1x5-230V, FC-GL-2x10-3N-380V, FC-GL-2x10-3N-400V, FC-GL-2x10-HW-3N-400V, FC-GL-2x20-3N-400V, FC-GL-2x20-HW-3N-400V, FC-GL-2x40-3N-380V, FC-GL-2x5-220V, FC-GL-2x5-230V, FC-GL-2x5-3N-380V, FC-GL-2x5-HW-3N-400V, FC-GLD-2x10-3N-400V, FC-GLD-2x20-3N-400V, FC-GLD-2x5-3N-400V, FC-TK-2x5-220V, KF6-GL-220V, KF6-GL-230V, KF6-GL-3N-380V, KF6-GL-3N-400V		
--------------------	---	--	--

A		O	
appliance sockets/plugs	24	O-rings	39
axial fans	23		
B		P	
bi-metal thermostats	8, 9	plugs - couplings - power sockets	24
C		power supply cables	24
cables	24	pressure switches	22
coffee filters	41	probe clips	11
consumables	41	probes	17
contactors	16	protective contact power sockets	24
containers	41	push/momentary push switches	13
control thermostats	9	R	
D		relays	16
defrost timers	15	rocker/momentary rocker switches	11
digital timers	15	S	
E		safety bi-metal thermostats	8
electric accessories	24	safety thermostats	9
electrodes	22	screws	40
end caps and plugs	38	sealing washers	39
F		silicone hoses	40
fans	23	solenoid valves	19
fastening material	40	spring clips	11
fine fuses	42	switches and momentary switches	11
flat-headed bolts	40	T	
float switches	13	terminals	24
flow heaters	7	thermostat gaskets	40
flow meters	23	thermostats	8
foil heating elements	8	time relays	16
fuses	23, 42	timers	15
H			
heating elements	3		
heating elements for coffee machine	3		
hoses	40		
I			
ignition switches	25		
indicator lights	14		
indicator lights (complete)	14		
industrial hoses	40		
L			
lamps	14		
M			
magnetic switches	14		
measuring cups	40, 41		