



GAS COMPONENTS



ELECTRIC COMPONENTS



WATER TECHNOLOGY



MECHANICAL COMPONENTS



TOOLS

Spare parts suitable for

ALIMACCHINE

Find the complete and up-to-date range of products in our GEV Webshop



Manufacturer catalogue

The most important spare parts and accessories arranged clearly for every manufacturer

- ✓ Complete product range and all appliance data always up to date in the GEV Webshop
- ✓ Alphabetical Index at the end of the catalogue

GEV Webshop

www.gev-online.co.uk

www.gev-online.com



- 🔍 Add to Favourites
- 🔍 Sign In with email address and usual password
- 🔍 Easy-order – place several items in your basket at the same time
- 🔍 Quick Item search – no login needed



switches and momentary switches

accessories

gaskets




GEV No.	346407	Ref. No.	108NT05 108NT10 108NT20 108NT30 108NT40
description	gasket for lamp ED ø 26mm ID ø 21.5mm thickness 1.3mm		
For models:	NT05, NT10, NT20, NT30, NT40		

position switches

BREMAS



GEV No.	346405	Ref. No.	81 NT05 A NT70 81NT05 81NT10 81NT20 81NT30 81NT40 81NT50 81NT70
description	position switch plastic 1NO/1NC 230V 6A L 89mm W 31mm H 33mm protection IP66 actuating force: 950g screw connection M19 mounting distance 20mm		
For models:	NT05, NT10, NT20, NT30, NT40, NT50, NT70		
accessories for	346405		
	GEV No.	550971	Ref. No. —
	cable gland thread PG16 cable ø 14mm mounting ø 22.5mm Qty 1 pcs plastic WS 27		


control equipment


GENERAL ELECTRIC (AEG)


push buttons



GEV No.	346404	Ref. No.	99NT05+95NT05+98NT05 99NT10+95NT10+98NT10 99NT20+95NT20+98NT20 99NT30+95NT30+98NT30 99NT40+95NT40+98NT40
description	push button mounting measurements ø22mm black		
For models:	NT05, NT10, NT20, NT30, NT40		

	GEV No.	346413	Ref. No.	99NT20 400V 2V 99NT30 400V 2V 99NT40 400V 2V 99NT50 400V 2V 99NT70 400V 2V
description	push button mounting measurements ø22mm illuminated green			
For models:	NT20, NT30, NT40, NT50, NT70			

	GEV No.	345780	Ref. No.	89NT05 89NT10 89NT20 89NT30 89NT40 89NT50 89NT70
description	contact block GENERAL ELECTRIC P9B01VN 1NC max 660V 10A			
For models:	NT05, NT10, NT20, NT30, NT40, NT50, NT70			

	GEV No.	345779	Ref. No.	91NT05 91NT10 91NT20 91NT30 91NT40
description	contact block GENERAL ELECTRIC P9B10VN 1NO max 400V 10A brown			
For models:	NT05, NT10, NT20, NT30, NT40			



switch block brackets



1

GEV No.	346403	Ref. No.	90NT05 90NT10 90NT20 90NT30 90NT40 90NT50 90NT70 92NT05 92NT10 92NT20 92NT30 92NT40
description	contact block holder		
For models:	NT05, NT10, NT20, NT30, NT40, NT50, NT70		

momentary mushroom switches



1

GEV No.	346411	Ref. No.	109NT05+110NT05+97NT05 109NT10+110NT10+97NT10 109NT20+110NT20+97NT20 109NT30+110NT30+97NT30 109NT40+110NT40+97NT40 109NT50+110NT50+97NT50 109NT70+110NT70+97NT70
description	mushroom momentary switch mounting measurements ø22mm red		
For models:	NT05, NT10, NT20, NT30, NT40, NT50, NT70		

LOVATO

plastic series

signal element



1

GEV No.	347529	Ref. No.	106 NT05 A NT70
description	signal element mounting measurements ø22mm green LED		

timers

mechanical timers



1

GEV No.	350095	Ref. No.	E452080
description	timer C53 4-pole operation time 120min impulse mechanical 2NO/2NC at 250V 16A permanent position no shaft ømm shaftmm shaft L 24mm mounting distance 28mm connection lateral front measurements 72x72mm		

electronics

PCBs



1

GEV No.	697124	Ref. No.	Scheda Trifase
description	PCB 230/400V		
For models:	NT20, NT30, NT40		



1


GEV No.	401366	Ref. No.	Scheda Monofase
description	PCB 230V		
For models:	NT05, NT10		



1


GEV No.	401368	Ref. No.	Scheda Trifase 2V
description	PCB dough mixers NT40-50-70 2 speeds		
For models:	NT20, NT30, NT40, NT50, NT70		

central units


Image not available


1

GEV No.	697007	Ref. No.	NT20-93 3~ 2 speed
description	control box 2 speeds 400V NT20		


Image not available


1

GEV No.	697005	Ref. No.	NT20-93 Monophase
description	control box 230V NT20		
For models:	NT20		




1

GEV No.	697006	Ref. No.	NT20-93 3-phasen
description	control box 400V NT20		
For models:	NT20		




1

GEV No.	401369	Ref. No.	93 MONOPHASE 93NT05 230V 93NT10 230
description	control box complete 230V		
For models:	NT05, NT10		


Image not available


1

GEV No.	401370	Ref. No.	93NT20 230V 93NT30 230V 93NT40 230V
description	control box complete 230V		
For models:	NT20, NT30, NT40		



1

GEV No.	401371	Ref. No.	93NT20 400V 93NT30 400V 93NT40 400V
description	control box complete 400V		
For models:	NT20, NT30, NT40		




1

GEV No.	401372	Ref. No.	93NT20 400V 2V 93NT30 400V 2V 93NT40 400V 2V 93NT50 400V 2V 93NT70 400V 2V
description	control box complete 400V 2 speeds		
For models:	NT20, NT30, NT40, NT50, NT70		


keypads

front foils



1

GEV No.	697095	Ref. No.	111NT05 111NT10 111NT20 111NT30 111NT40
description	front foil 1 speed L 160mm W 105mm		
For models:	NT05, NT10, NT20, NT30, NT40		



1

GEV No.	697096	Ref. No.	111NT40 2V 111NT50 2V 111NT70 2V
description	front foil 2 speeds L 160mm W 105mm		
For models:	NT40, NT50, NT70		



motors

motors

universal



1

GEV No.	500847	Ref. No.	25NT40 400V 2V
description	motor 2 speeds 400V		
For models:	NT40		



1

GEV No.	500844	Ref. No.	25NT30 400V 2V
description	motor 2 speeds 400V 1400/2800rpm		
For models:	NT30		



1

GEV No.	500848	Ref. No.	25NT50 400V 2V
description	motor 2 speeds 400V 1400/2800rpm		
For models:	NT50		



1

GEV No.	500849	Ref. No.	25NT70 400V 2V HP2V NT70
description	motor 2 speeds 400V 1400/2800rpm		
For models:	NT70		



1

GEV No.	500841	Ref. No.	25NT20 400V 2V
description	motor 2 speeds 400V 50Hz 1400/2800rpm 3 phase		
For models:	NT20		



1

GEV No.	500837	Ref. No.	25NT05 230V
description	motor 230V		
For models:	NT05		



1

GEV No.	500838	Ref. No.	25NT10 230V
description	motor 230V		
For models:	NT10		



1

GEV No.	500842	Ref. No.	25NT30 230V
description	motor 230V		
For models:	NT30		



1

GEV No.	500845	Ref. No.	25NT40 230V
description	motor 230V		
For models:	NT40		



1

GEV No.	500843	Ref. No.	25NT30 400V
description	motor 400V		
For models:	NT30		



1




Image not available

GEV No.	500846	Ref. No.	25NT40 400V
description	motor 400V		
For models:	NT40		

1





Image not available

GEV No.	500848	Ref. No.	25NT50 400V 2V
description	motor 2 speeds 400V 1400/2800rpm		
For models:	NT50		

2



GEV No.	500840	Ref. No.	25NT20 400V
description	motor 750W 230/400V 50Hz 3 phase shaft ø 19mm flange ø 160mm 1400rpm type 80/4 ø 150mm H 200mm L 240mm ELETTROMECA-ICA 0.75kW		
For models:	NT20		

1





Image not available

GEV No.	500849	Ref. No.	25NT70 400V 2V HP2V NT70
description	motor 2 speeds 400V 1400/2800rpm		
For models:	NT70		

1



GEV No.	500839	Ref. No.	25NT20 230V
description	motor 750W 230V 50Hz 1 phase shaft ø 19mm flange ø 160mm 1400rpm type 80/4 ø 150mm H 200mm L 240mm ELETTROMECA-ICA 0.75kW		
For models:	NT20		

1




Image not available

GEV No.	500841	Ref. No.	25NT20 400V 2V
description	motor 2 speeds 400V 50Hz 1400/2800rpm 3 phase		
For models:	NT20		

1




Image not available

GEV No.	500847	Ref. No.	25NT40 400V 2V
description	motor 2 speeds 400V		
For models:	NT40		

1




Image not available

GEV No.	500837	Ref. No.	25NT05 230V
description	motor 230V		
For models:	NT05		

1




Image not available

GEV No.	500844	Ref. No.	25NT30 400V 2V
description	motor 2 speeds 400V 1400/2800rpm		
For models:	NT30		

1







Image not available


GEV No.	500838	Ref. No.	25NT10 230V
description	motor 230V		
For models:	NT10		






 <p>Image not available</p>			
1			
GEV No.	500842	Ref. No.	25NT30 230V
description	motor 230V		
For models:	NT30		


 <p>Image not available</p>			
2			
GEV No.	500845	Ref. No.	25NT40 230V
description	motor 230V		
For models:	NT40		


 <p>Image not available</p>			
1			
GEV No.	500843	Ref. No.	25NT30 400V
description	motor 400V		
For models:	NT30		


 <p>Image not available</p>			
1			
GEV No.	500846	Ref. No.	25NT40 400V
description	motor 400V		
For models:	NT40		

			
1			
GEV No.	697085	Ref. No.	37NT05 37NT10
description	drive shaft ø 20mm L 430mm		
For models:	NT05, NT10		

							
1							
GEV No.	697086	Ref. No.	37NT20 37NT30				
description	drive shaft ø 20mm L 510mm NT20-30						
For models:	NT20, NT30						
accessories for	697086						
 <table border="1"> <tr> <td>GEV No.</td> <td>560286</td> <td>Ref. No.</td> <td>22NT20 22NT30 36NT20 36NT30 38NT20 38NT30 64NT05 64NT10 64NT20 64NT30 64NT40 64NT50 64NT70</td> </tr> </table> <p>slot nut W 6mm H 6mm L 25mm</p>				GEV No.	560286	Ref. No.	22NT20 22NT30 36NT20 36NT30 38NT20 38NT30 64NT05 64NT10 64NT20 64NT30 64NT40 64NT50 64NT70
GEV No.	560286	Ref. No.	22NT20 22NT30 36NT20 36NT30 38NT20 38NT30 64NT05 64NT10 64NT20 64NT30 64NT40 64NT50 64NT70				
 <table border="1"> <tr> <td>GEV No.</td> <td>697089</td> <td>Ref. No.</td> <td>39NT05 39NT10 39NT20 39NT30</td> </tr> </table> <p>sprocket-wheel DIN/ISO 06 B-1 splitting 3/8" teeth 12/30 shaft intake ø 20mm groove width 6mm H 30mm double NT05-10-20-30</p>				GEV No.	697089	Ref. No.	39NT05 39NT10 39NT20 39NT30
GEV No.	697089	Ref. No.	39NT05 39NT10 39NT20 39NT30				

			
1			
GEV No.	697045	Ref. No.	65NT05 65NT10
description	drive shaft ø 20mm with toothed chain drive L 122mm NT05-10 teeth 12		
For models:	NT05, NT10		


			
1			
GEV No.	697046	Ref. No.	65NT05 A NT30 65NT20 65NT30
description	drive shaft ø 20mm with toothed chain drive L 142mm NT20-30 teeth 12		
For models:	NT20, NT30		

			
1			
GEV No.	697087	Ref. No.	37NT40
description	drive shaft ø 25mm L 610mm NT40		
For models:	NT40		

equipment-specific units

for dough mixers

drive shafts


			
1			
GEV No.	697047	Ref. No.	65NT40 65NT50 65NT70
description	drive shaft double ø 20mm with toothed chain drive L 185mm NT40-50-70 teeth 12		
For models:	NT40, NT50, NT70		




1 

GEV No.	697088	Ref. No.	37NT50 37NT70
description	drive shaft ø 25mm L 695mm NT50-70		
For models:	NT50, NT70		

lids
stainless steel

1 
Image not available


GEV No.	697022	Ref. No.	67NT05
description	lid NT05		
For models:	NT05		

1 
Image not available

GEV No.	697023	Ref. No.	67NT10
description	lid NT10		
For models:	NT10		

1 


GEV No.	697024	Ref. No.	67NT20
description	lid NT20		
For models:	NT20		

1 
Image not available


GEV No.	697025	Ref. No.	67NT30
description	lid NT30		
For models:	NT30		

1 

GEV No.	697026	Ref. No.	67NT40
description	lid NT40		
For models:	NT40		


1 
Image not available

GEV No.	697027	Ref. No.	67NT50
description	lid NT50		
For models:	NT50		

1 

GEV No.	697028	Ref. No.	67NT70
description	lid NT70		
For models:	NT70		

spacer rings

1 

GEV No.	697052	Ref. No.	48NT40 48NT50 48NT70
description	spacer ring for dough mixer		
For models:	NT40, NT50, NT70		



1

GEV No.	697100	Ref. No.	16NT20 20mm 16NT30 20mm
description	spacer ring for dough mixer ø 20mm		
For models:	NT20, NT30		



1

GEV No.	697053	Ref. No.	16NT05 16NT10
description	spacer ring for dough mixer ø 23mm ID ø 15mm H 12mm		
For models:	NT05, NT10		



1

GEV No.	697101	Ref. No.	14NT40 25mm
description	spacer ring for dough mixer ø 25mm		
For models:	NT40		



1

GEV No.	697051	Ref. No.	48NT05 48NT10 48NT20 48NT30
description	spacer ring for dough mixer ø 28mm ID ø 20.5mm H 11mm		
For models:	NT05, NT10, NT20, NT30		



1

GEV No.	697048	Ref. No.	61NT05 61NT10
description	spacer ring for dough mixer ø 28mm ID ø 20.5mm H 11mm plastic		
For models:	NT05, NT10		



1

GEV No.	697049	Ref. No.	61NT20 61NT30
description	spacer ring for dough mixer ø 28mm ID ø 20.5mm H 28mm plastic		
For models:	NT20, NT30		



1

GEV No.	697050	Ref. No.	61NT40 61NT50 61NT70
description	spacer ring for dough mixer ø 28mm ID ø 20.5mm plastic		
For models:	NT40, NT50, NT70		



1

GEV No.	697102	Ref. No.	16NT50 30mm 16NT70 30mm
description	spacer ring for dough mixer ø 30mm		
For models:	NT50, NT70		



1


GEV No.	697054	Ref. No.	16NT20 25mm 16NT30 25mm
description	spacer ring for dough mixer ø 34mm ID ø 25mm H 15mm		
For models:	NT20, NT30		



1

GEV No.	697055	Ref. No.	16NT40 30mm
description	spacer ring for dough mixer ø 40mm ID ø 30mm H 15mm		
For models:	NT40		



 <p>1</p>			
GEV No.	697056	Ref. No.	16NT50 35mm 16NT70 35mm
description	spacer ring for dough mixer ø 45mm ID ø 35mm H 15mm		

chains

roller chains 06B-1 single

 <p>1</p>			
GEV No.	697064	Ref. No.	01NT05 01NT10
description	roller chain DIN/ISO 06 B-1 splitting 3/8" / 9.525mm links 22 internal width 5.72mm rollerø 6.35mm single		
For models:	NT05, NT10		

 <p>1</p>			
GEV No.	697081	Ref. No.	40NT05 40NT10
description	roller chain DIN/ISO 06 B-1 splitting 3/8" / 9.525mm links 23 internal width 5.72mm rollerø 6.35mm single		
For models:	NT05, NT10		

 <p>1</p>			
GEV No.	697082	Ref. No.	40NT20 40NT20/30 + 43NT05ANT30 40NT30
description	roller chain DIN/ISO 06 B-1 splitting 3/8" / 9.525mm links 27 internal width 5.72mm rollerø 6.35mm single		
For models:	NT20, NT30		

 <p>1</p>			
GEV No.	697077	Ref. No.	41NT05 41NT10
description	roller chain DIN/ISO 06 B-1 splitting 3/8" / 9.525mm links 41 internal width 5.72mm rollerø 6.35mm single		
For models:	NT05, NT10		


 <p>1</p>			
GEV No.	697078	Ref. No.	41NT20 41NT30
description	roller chain DIN/ISO 06 B-1 splitting 3/8" / 9.525mm links 48 internal width 5.72mm rollerø 6.35mm single		
For models:	NT20, NT30		


roller chains 06B-2 double

 <p>1</p>			
GEV No.	697065	Ref. No.	01NT20 01NT20+2 NT20 A NT70 01NT30
description	chain double DIN/ISO 06 B-2 splitting 3/8" links 26 internal width 5.72mm rollerø 6.35mm		
For models:	NT20, NT30		

 <p>1</p>			
GEV No.	697066	Ref. No.	01NT40 01NT40+2 NT20 A NT70
description	chain double DIN/ISO 06 B-2 splitting 3/8" links 30 internal width 5.72mm rollerø 6.35mm		
For models:	NT40		



 <p>1</p>			
GEV No.	697068	Ref. No.	01NT70 01NT70+2 NT20 A NT70
description	chain double DIN/ISO 06 B-2 splitting 3/8" links 31 L 588mm internal width 5.72mm rollerø 6.35mm		
For models:	NT70		

spare parts for 697068			
	GEV No.	697070	Ref. No.
			02NT20 02NT30 02NT40 02NT50 02NT70 42NT40 42NT50 42NT70
connector double DIN/ISO 06 B-2 splitting 3/8"			

accessories for 697068			
	GEV No.	697070	Ref. No.
			02NT20 02NT30 02NT40 02NT50 02NT70 42NT40 42NT50 42NT70
connector double DIN/ISO 06 B-2 splitting 3/8"			




			
GEV No.	697067	Ref. No.	01NT50 NT50 + NT20 A NT70
description	chain double DIN/ISO 06 B-2 splitting 3/8" links 34 internal width 5.72mm roller ø 6.35mm		
For models:	NT50		


			
GEV No.	697083	Ref. No.	40NT40 40NT40+42 NT 40/50/70
description	chain double DIN/ISO 06 B-2 splitting 3/8" links 34 internal width 5.72mm roller ø 6.35mm		
For models:	NT40		
accessories for	697083		
			
GEV No.	697090	Ref. No.	39NT40 39NT50 39NT70
sprocket-wheel DIN/ISO 06 B-2 splitting 3/8" teeth 14/39 shaft intake ømm H 30mm hub ømm double metal NT40-50-70			


			
GEV No.	697084	Ref. No.	40NT50 40NT70
description	chain double DIN/ISO 06 B-2 splitting 3/8" links 40 internal width 5.72mm roller ø 6.35mm		
For models:	NT50, NT70		


			
GEV No.	697079	Ref. No.	41NT40
description	chain double DIN/ISO 06 B-2 splitting 3/8" links 51 internal width 5.72mm roller ø 6.35mm		
For models:	NT40		


			
GEV No.	697080	Ref. No.	41NT50 41NT70
description	chain double DIN/ISO 06 B-2 splitting 3/8" links 56 internal width 5.72mm roller ø 6.35mm		
For models:	NT50, NT70		

connectors			
			
GEV No.	697070	Ref. No.	02NT20 02NT30 02NT40 02NT50 02NT70 42NT40 42NT50 42NT70
description	connector double DIN/ISO 06 B-2 splitting 3/8"		
For models:	NT20, NT30, NT40, NT50, NT70		

			
GEV No.	697069	Ref. No.	02NT05 02NT10 2 NT05/10 42NT05 42NT10 42NT20 42NT30 43NT20
description	connector single DIN/ISO 06 B-1 splitting 3/8" links 1 L 17.8mm internal width 8.8mm roller ø 3mm metal		
For models:	NT05, NT10, NT20, NT30		

dough hooks			
with mounting groove			
 <p>Image not available</p>			
GEV No.	697041	Ref. No.	23NT05
description	dough hook NT05		
For models:	NT05		

			
GEV No.	697042	Ref. No.	23NT10
description	dough hook shaft ø 15mm usable height 279mm NT10		
For models:	NT10		


1
Image not available

GEV No.	697008	Ref. No.	NT30-23 Ø25
description	dough hook shaft ø 25mm		
For models:	NT30		




1

GEV No.	697001	Ref. No.	23NT20 25mm 23NT30 25mm
description	dough hook shaft ø 25mm usable height 350mm NT20-30		
For models:	NT20, NT30		




1

GEV No.	697002	Ref. No.	23NT40 25mm
description	dough hook shaft ø 25mm usable height 470mm NT40		
For models:	NT40		




1

GEV No.	697003	Ref. No.	23NT40 30mm
description	dough hook shaft ø 30mm usable height 395mm NT40		
For models:	NT40		



1


GEV No.	697000	Ref. No.	23NT50 30mm 23NT70 30mm
description	dough hook shaft ø 30mm usable height 490mm NT50-70		
For models:	NT50, NT70		



1


GEV No.	697099	Ref. No.	23NT50 35mm 23NT70 35mm
description	dough hook shaft ø 35mm usable height 470mm NT50-70		
For models:	NT50, NT70		

bearing blocks




1

GEV No.	697019	Ref. No.	57NT50
description	bearing block mounting pos. lower		
For models:	NT50		



1


GEV No.	697021	Ref. No.	57NT70
description	bearing block mounting pos. lower		
For models:	NT70		




1


GEV No.	697015	Ref. No.	57NT20 57NT30
description	bearing block mounting pos. lower ID ø 42mm int. ø 1 52mm int. ø 2 62mm H 97mm NT20-30		
For models:	NT20, NT30		


			
1			
GEV No.	697017	Ref. No.	57NT40
description	bearing block mounting pos. lower ID ø 47mm int. ø 1 52mm int. ø 2 62mm H 100mm NT40		
For models:	NT40		


			
1			
GEV No.	697013	Ref. No.	57NT05 57NT10
description	bearing block mounting pos. lower NT05-10		
For models:	NT05, NT10		

			
1			
GEV No.	697012	Ref. No.	6NT05 6NT10
description	bearing block mounting pos. upper int. ø 1 42mm int. ø 2 42mm H 51mm NT05-10		
For models:	NT05, NT10		

			
1			
GEV No.	697014	Ref. No.	6NT20 6NT30
description	bearing block mounting pos. upper int. ø 1 42mm int. ø 2 47mm H 65mm NT20-30		
For models:	NT20, NT30		

			
1			
GEV No.	697020	Ref. No.	6NT70
description	bearing block mounting pos. upper int. ø 1 52mm int. ø 2 62mm H 87mm hole distance 183mm NT70		
For models:	NT70		

			
1			
GEV No.	697018	Ref. No.	6NT50
description	bearing block mounting pos. upper int. ø 1 52mm int. ø 2 62mm H 87mm hole distance 212mm NT50		
For models:	NT50		

			
1			
GEV No.	697016	Ref. No.	6NT40
description	bearing block mounting pos. upper int. ø 1 52mm int. ø 2 62mm H 88mm hole distance 173mm NT40		
For models:	NT40		

pulleys

			
1			
GEV No.	697011 ¹	Ref. No.	45NT40 45NT50 45NT70
description	V-belt pulley double disc ø 308mm shaft intake ø 20mm groove depth 14mm disc width 25mm groove width 12mm overall width 51mm cast iron shaft ø 74mm		
For models:	NT40, NT50, NT70		

¹double




1

GEV No.	697094 ¹	Ref. No.	34NT50 34NT70
description	V-belt pulley double disc ø 45mm shaft intake ø 28mm groove depth 10mm disc width 35mm groove width 6mm overall width 45mm metal		
For models:	NT50, NT70		

¹double



2

GEV No.	697093 ¹	Ref. No.	34NT40
description	V-belt pulley double disc ø 58mm shaft intake ø 24mm groove depth 10mm disc width 35mm groove width 6mm overall width 45mm metal shaft ø 45mm		
For models:	NT40		

¹double




1

GEV No.	697009	Ref. No.	45NT05 45NT10
description	V-belt pulley single disc ø 207mm shaft intake ø 20mm groove depth 14mm disc width 20mm groove width 3mm overall width 45mm cast iron		
For models:	NT05, NT10		




1

GEV No.	697010	Ref. No.	45NT20 45NT30
description	V-belt pulley single disc ø 287mm shaft intake ø 20mm groove depth 14mm disc width 20mm groove width 3mm overall width 51mm cast iron		
For models:	NT20, NT30		



1

GEV No.	697091	Ref. No.	34NT05 34NT10 34NT20
description	V-belt pulley single disc ø 44mm shaft intake ø 19mm groove depth 11mm disc width 27mm groove width 6mm overall width 27mm metal shaft ø 17.5mm		
For models:	NT05, NT10, NT20		



1

GEV No.	697092	Ref. No.	34NT30
description	V-belt pulley single disc ø 48mm shaft intake ø 24mm groove depth 10mm disc width 20mm groove width 7mm overall width 32mm metal		
For models:	NT30		

mixer bowls

mixer bowls



1

GEV No.	697036	Ref. No.	66NT20
description	mixer bowl for dough mixer ID ø 365mm H 255mm fixed NT20		
For models:	NT20		



1

GEV No.	697034	Ref. No.	66NT05
description	mixer bowl for dough mixer NT05		
For models:	NT05		



1

GEV No.	697035	Ref. No.	66NT10
description	mixer bowl for dough mixer NT10		
For models:	NT10		



1

GEV No.	697037	Ref. No.	66NT30
description	mixer bowl for dough mixer NT30		
For models:	NT30		



1


GEV No.	697038	Ref. No.	66NT40
description	mixer bowl for dough mixer NT40		
For models:	NT40		




1


GEV No.	697039	Ref. No.	66NT50
description	mixer bowl for dough mixer NT50		
For models:	NT50		





 <p>Image not available</p>			
GEV No.	697040	Ref. No.	66NT70
description	mixer bowl for dough mixer NT70		
For models:	NT70		


spindles
for lids




			
GEV No.	697029	Ref. No.	73NT05 73NT10
description	spindle for lid ø 12mm L 242mm		
For models:	NT05, NT10		


			
GEV No.	697030	Ref. No.	73NT20 73NT30
description	spindle for lid ø 12mm L 275mm		
For models:	NT20, NT30		


			
GEV No.	697031	Ref. No.	73NT40
description	spindle for lid ø 12mm L 305mm		
For models:	NT40		


			
GEV No.	697032	Ref. No.	73NT50
description	spindle for lid ø 12mm L 345mm		
For models:	NT50		




			
GEV No.	697033	Ref. No.	73NT70
description	spindle for lid ø 12mm L 395mm		
For models:	NT70		


gear wheels			
			
GEV No.	697089	Ref. No.	39NT05 39NT10 39NT20 39NT30
description	sprocket-wheel DIN/ISO 06 B-1 splitting 3/8" teeth 12/30 shaft intake ø 20mm groove width 6mm H 30mm double NT05-10-20-30		
For models:	NT05, NT10, NT20, NT30		
accessories for	697089		
			
GEV No.	560287	Ref. No.	36NT05 36NT10 38NT05 38NT10
slot nut W 6mm H 6mm L 20mm			
			
GEV No.	697086	Ref. No.	37NT20 37NT30
drive shaft ø 20mm L 510mm NT20-30			


			
GEV No.	697057	Ref. No.	07NT05 07NT10
description	sprocket-wheel DIN/ISO 06 B-1 splitting 3/8" teeth 13 shaft intake ø 15mm H 25mm NT05-10		
For models:	NT05, NT10		


			
GEV No.	697061	Ref. No.	03NT05 03NT10
description	sprocket-wheel DIN/ISO 06 B-1 splitting 3/8" teeth 17 shaft intake ø 20mm H 25mm NT05-10		
For models:	NT05, NT10		


			
GEV No.	697058	Ref. No.	07NT20 25mm 07NT30 25mm
description	sprocket-wheel DIN/ISO 06 B-2 splitting 3/8" teeth 14 shaft intake ø 25mm H 30mm NT20-30		
For models:	NT20, NT30		


			
1			
GEV No.	697090	Ref. No.	39NT40 39NT50 39NT70
description	sprocket-wheel DIN/ISO 06 B-2 splitting 3/8" teeth 14/39 shaft intake ømm H 30mm hub ømm double metal NT40-50-70		
For models:	NT40, NT50, NT70		
accessories for	697090		
	GEV No.	697083	Ref. No.
			40NT40 40NT40+42 NT 40/50/70
	chain double DIN/ISO 06 B-2 splitting 3/8" links 34 internal width 5.72mm rollerø 6.35mm		
	GEV No.	697087	Ref. No.
			37NT40
	drive shaft ø 25mm L 610mm NT40		


miscellaneous			
			
1			
GEV No.	697043	Ref. No.	71NT05 71NT10 71NT20 71NT30 71NT40 71NT50 71NT70 75NT05 75NT10 75NT20 75NT30 75NT40 75NT50 75NT70
description	bush for microswitch		
For models:	NT05, NT10, NT20, NT30, NT40, NT50, NT70		


			
1			
GEV No.	697062	Ref. No.	03NT20 03NT30
description	sprocket-wheel DIN/ISO 06 B-2 splitting 3/8" teeth 18 shaft intake ø 20mm H 30mm NT20-30		
For models:	NT20, NT30		

			
1			
GEV No.	560292	Ref. No.	32NT05 32NT10 32NT20 32NT30 32NT40 32NT50 32NT70
description	eye bolt for motor L 55mm thread M10		
For models:	NT05, NT10, NT20, NT30, NT40, NT50, NT70		


			
1			
GEV No.	697059	Ref. No.	07NT40 30mm 07NT50 30mm 07NT70 30mm
description	sprocket-wheel DIN/ISO 06 B-2 splitting 3/8" teeth 19 shaft intake ø 30mm H 30mm NT40-50-70		
For models:	NT40, NT50, NT70		

			
1			
GEV No.	697044	Ref. No.	83NT05 83NT10 83NT20 83NT30 83NT40 83NT50 83NT70 88NT05 88NT10 88NT20 88NT30 88NT40 88NT50 88NT70
description	stop bolt for lid ø 15mm L 25mm thread M6		
For models:	NT05, NT10, NT20, NT30, NT40, NT50, NT70		

			
1			
GEV No.	697060	Ref. No.	07NT50 35mm 07NT70 35mm
description	sprocket-wheel DIN/ISO 06 B-2 splitting 3/8" teeth 19 shaft intake ø 35mm H 30mm NT50-70		
For models:	NT50, NT70		

			
1			
GEV No.	697063	Ref. No.	03NT40 03NT50 03NT70
description	sprocket-wheel DIN/ISO 06 B-2 splitting 3/8" teeth 28 shaft intake ø 25mm H 30mm NT40-50-70		
For models:	NT40, NT50, NT70		



1 

GEV No.	560295	Ref. No.	27NT05 27NT10 27NT20 27NT30 27NT40
description	tension screw L 130mm thread M10 zinc-coated steel		
For models:	NT05, NT10, NT20, NT30, NT40		

1 


GEV No.	560296	Ref. No.	27NT50
description	tension screw L 145mm thread M10 zinc-coated steel		
For models:	NT50		

1 

GEV No.	560297	Ref. No.	27NT70
description	tension screw L 180mm thread M10 zinc-coated steel		
For models:	NT70		

equipment feet and end caps

bolting feet


1 

GEV No.	697097	Ref. No.	112 PIEDINI NTO 112NT05 112NT10 112NT20 112NT30 112NT40 112NT50 112NT70
description	equipment foot ø 29mm H 25mm bore ø 6.5mm Qty 4 pcs NT05		
For models:	NT05, NT10, NT20, NT30, NT40, NT50, NT70		


transmission technology and ball bearings

ball bearings

deep-groove ball bearings 2RS

1 


GEV No.	523522	Ref. No.	11NT05 11NT10 11NT20 11NT30 58NT05 58NT10 60NT05 60NT10 60NT20 60NT30 62NT05 62NT10 62NT20 62NT30
description	deep-groove ball bearing type 6004-2RS shaft ø 20mm ED ø 42mm W 12mm with sealing discs deep-groove ball bearing DIN 625-1		
For models:	NT05, NT10, NT20, NT30		


1 


GEV No.	523525	Ref. No.	14NT20 14NT30 20NT20 20NT30
description	deep-groove ball bearing type 6005-2RS shaft ø 25mm ED ø 47mm W 12mm with sealing discs deep-groove ball bearing DIN 625-1		
For models:	NT20, NT30		

1 


GEV No.	523528	Ref. No.	14NT50 35mm 14NT70 35mm 20NT50 35mm 20NT70 35mm
description	deep-groove ball bearing type 6007-2RS shaft ø 35mm ED ø 62mm W 14mm with sealing discs deep-groove ball bearing DIN 625-1		
For models:	NT50, NT70		


			
1			
GEV No.	523512	Ref. No.	53NT05 53NT10 56NT05 56NT10 60NT40 60NT50 60NT70 62NT40 62NT50 62NT70
description	deep-groove ball bearing type 6204-2RS shaft ϕ 20mm ED ϕ 47mm W 14mm with sealing discs deep-groove ball bearing DIN 625-1		
For models:	NT05, NT10, NT40, NT50, NT70		


			
1			
GEV No.	523513	Ref. No.	11NT50 11NT70 58NT40 58NT50 58NT70
description	deep-groove ball bearing type 6205-2RS shaft ϕ 25mm ED ϕ 52mm W 15mm with sealing discs deep-groove ball bearing DIN 625-1		

			
1			
GEV No.	523524	Ref. No.	14NT50 14NT70 20NT50 20NT70 53NT40 53NT50 53NT70 56NT40 56NT50 56NT70
description	deep-groove ball bearing type 6206-2RS shaft ϕ 30mm ED ϕ 62mm W 16mm with sealing discs deep-groove ball bearing DIN 625-1		
For models:	NT40, NT50, NT70		

			
1			
GEV No.	523526	Ref. No.	14NT05 14NT10 20NT05 20NT10
description	deep-groove ball bearing type 6302-2RS shaft ϕ 15mm ED ϕ 42mm W 13mm with sealing discs deep-groove ball bearing DIN 625-1		
For models:	NT05, NT10		

			
1			
GEV No.	523517	Ref. No.	58NT20 58NT30
description	deep-groove ball bearing type 6304-2RS shaft ϕ 20mm ED ϕ 52mm W 15mm with sealing discs deep-groove ball bearing DIN 625-1		
For models:	NT20, NT30		

			
1			
GEV No.	523518	Ref. No.	14NT40 20NT40 53NT20 53NT30 56NT20 56NT30
description	deep-groove ball bearing type 6305-2RS shaft ϕ 25mm ED ϕ 62mm W 17mm with sealing discs deep-groove ball bearing DIN 625-1		
For models:	NT20, NT30, NT40		

miscellaneous			
			
Image not available			
1			
GEV No.	523527	Ref. No.	14NT20 20mm 14NT30 20mm 20NT20 20mm 20NT30 20mm
description	ball bearing		
For models:	NT20, NT30		



drive belts

V-belts

profile A/13

GEV No.	697072	Ref. No.	44NT20
description	V-belt belt width 13mm L 1060mm H 8mm CODE A42 profile A/13		
For models:	NT20		

GEV No.	697073	Ref. No.	44NT20/30 44NT30
description	V-belt belt width 13mm L 1090mm H 8mm CODE A43 profile A/13		
For models:	NT30		

GEV No.	697074	Ref. No.	44NT40
description	V-belt belt width 13mm L 1250mm H 8mm CODE A49 profile A/13		
For models:	NT40		

GEV No.	697075	Ref. No.	44NT50
description	V-belt belt width 13mm L 1320mm H 8mm CODE A52 profile A/13		
For models:	NT50		

GEV No.	697076	Ref. No.	44NT70
description	V-belt belt width 13mm L 1422mm H 8mm CODE A56 profile A/13		
For models:	NT70		

GEV No.	697071	Ref. No.	44NT05 44NT10
description	V-belt belt width 13mm L 813mm H 8mm CODE A32 profile A/13		
For models:	NT05, NT10		

chains

roller chains 06B-1 single

GEV No.	697064	Ref. No.	01NT05 01NT10
description	roller chain DIN/ISO 06 B-1 splitting 3/8" / 9.525mm links 22 internal width 5.72mm rollerø 6.35mm single		
For models:	NT05, NT10		

GEV No.	697081	Ref. No.	40NT05 40NT10
description	roller chain DIN/ISO 06 B-1 splitting 3/8" / 9.525mm links 23 internal width 5.72mm rollerø 6.35mm single		
For models:	NT05, NT10		

GEV No.	697082	Ref. No.	40NT20 40NT20/30 + 43NT05ANT30 40NT30
description	roller chain DIN/ISO 06 B-1 splitting 3/8" / 9.525mm links 27 internal width 5.72mm rollerø 6.35mm single		
For models:	NT20, NT30		

GEV No.	697077	Ref. No.	41NT05 41NT10
description	roller chain DIN/ISO 06 B-1 splitting 3/8" / 9.525mm links 41 internal width 5.72mm rollerø 6.35mm single		
For models:	NT05, NT10		


GEV No.	697078	Ref. No.	41NT20 41NT30
description	roller chain DIN/ISO 06 B-1 splitting 3/8" / 9.525mm links 48 internal width 5.72mm rollerø 6.35mm single		
For models:	NT20, NT30		

roller chains 06B-2 double


GEV No.	697065	Ref. No.	01NT20 01NT20+2 NT20 A NT70 01NT30
description	chain double DIN/ISO 06 B-2 splitting 3/8" links 26 internal width 5.72mm rollerø 6.35mm		
For models:	NT20, NT30		

1 			
GEV No.	697066	Ref. No.	01NT40 01NT40+2 NT20 A NT70
description	chain double DIN/ISO 06 B-2 splitting 3/8" links 30 internal width 5.72mm rollerø 6.35mm		
For models:	NT40		



1 			
GEV No.	697068	Ref. No.	01NT70 01NT70+2 NT20 A NT70
description	chain double DIN/ISO 06 B-2 splitting 3/8" links 31 L 588mm internal width 5.72mm rollerø 6.35mm		
For models:	NT70		
spare parts for	697068		

	GEV No.	697070	Ref. No.	02NT20 02NT30 02NT40 02NT50 02NT70 42NT40 42NT50 42NT70
connector double DIN/ISO 06 B-2 splitting 3/8"				

accessories for 697068

	GEV No.	697070	Ref. No.	02NT20 02NT30 02NT40 02NT50 02NT70 42NT40 42NT50 42NT70
connector double DIN/ISO 06 B-2 splitting 3/8"				

1 			
GEV No.	697067	Ref. No.	01NT50 NT50 + NT20 A NT70
description	chain double DIN/ISO 06 B-2 splitting 3/8" links 34 internal width 5.72mm rollerø 6.35mm		
For models:	NT50		


1 				
GEV No.	697083	Ref. No.	40NT40 40NT40+42 NT 40/50/70	
description	chain double DIN/ISO 06 B-2 splitting 3/8" links 34 internal width 5.72mm rollerø 6.35mm			
For models:	NT40			
accessories for	697083			
	GEV No.	697090	Ref. No.	39NT40 39NT50 39NT70
sprocket-wheel DIN/ISO 06 B-2 splitting 3/8" teeth 14/39 shaft intake ømm H 30mm hub ømm double metal NT40-50-70				


1 			
GEV No.	697084	Ref. No.	40NT50 40NT70
description	chain double DIN/ISO 06 B-2 splitting 3/8" links 40 internal width 5.72mm rollerø 6.35mm		
For models:	NT50, NT70		

1 			
GEV No.	697079	Ref. No.	41NT40
description	chain double DIN/ISO 06 B-2 splitting 3/8" links 51 internal width 5.72mm rollerø 6.35mm		
For models:	NT40		

1 			
GEV No.	697080	Ref. No.	41NT50 41NT70
description	chain double DIN/ISO 06 B-2 splitting 3/8" links 56 internal width 5.72mm rollerø 6.35mm		
For models:	NT50, NT70		

connectors

1 			
GEV No.	697070	Ref. No.	02NT20 02NT30 02NT40 02NT50 02NT70 42NT40 42NT50 42NT70
description	connector double DIN/ISO 06 B-2 splitting 3/8"		
For models:	NT20, NT30, NT40, NT50, NT70		

1 			
GEV No.	697069	Ref. No.	02NT05 02NT10 2 NT05/10 42NT05 42NT10 42NT20 42NT30 43NT20
description	connector single DIN/ISO 06 B-1 splitting 3/8" links 1 L 17.8mm internal width 8.8mm rollerø 3mm metal		
For models:	NT05, NT10, NT20, NT30		



fastening material

screws

hexagonal screws



GEV No.	560291	Ref. No.	31NT05 31NT10 31NT20 31NT30 31NT40 31NT50 31NT70
description	hexagonal screw thread M10 thread L 20mm SS WS 17 Qty 1 pcs DIN 933 / ISO 4017		
For models:	NT05, NT10, NT20, NT30, NT40, NT50, NT70		



GEV No.	560086	Ref. No.	82NT10
description	hexagonal screw thread M6 thread L 10mm SS WS 10 Qty 20 pcs DIN 933 / ISO 4017		

grub screws

DIN 913/ISO 4026



GEV No.	560177	Ref. No.	04NT05 04NT10 04NT20 04NT30 04NT40 04NT50 04NT70 05NT05 05NT10 05NT20 05NT30 05NT40 05NT50 05NT70 17NT05 17NT10 17NT20 17NT30 17NT40 17NT50 17NT70 18NT05 18NT10 18NT20 18NT30 18NT40 18NT50 18NT70
description	grub screw thread M6 L 6mm SS DIN 913 intake internal hexagon WS 3 Qty 10 pcs		
For models:	NT05, NT10, NT20, NT30, NT40, NT50, NT70		

DIN 914/ISO 4027



GEV No.	560176	Ref. No.	33NT05 33NT10 33NT20 33NT30 33NT40 33NT50 33NT70 72NT05 72NT10 72NT20 72NT30 72NT40 72NT50 72NT70 76NT05 76NT10 76NT20 76NT30 76NT40 76NT50 76NT70
description	grub screw thread M6 L 12mm SS DIN 914 intake internal hexagon WS 3 with spike Qty 10 pcs		
For models:	NT05, NT10, NT20, NT30, NT40, NT50, NT70		

nuts

hexagonal nuts

DIN 934 / ISO 4032/8673



GEV No.	560134	Ref. No.	09NT40
description	hexagonal nut thread M8 H 6.5mm WS 13 SS DIN/ISO DIN 934 / ISO 4032/8673 Qty 20 pcs		
For models:	NT40		

hexagonal nuts inch thread



GEV No.	560293	Ref. No.	29NT05 29NT10 29NT20 29NT30 29NT40 29NT50 29NT70
description	nut thread 1/2" H 8mm zinc-coated steel WS 27 Qty 1 pcs		
For models:	NT05, NT10, NT20, NT30, NT40, NT50, NT70		

washers

washers

miscellaneous



1			30NT05 30NT10 30NT20 30NT30 30NT40 30NT50 30NT70
GEV No.	560290	Ref. No.	
description	plain washer ID ø 10.6mm ED ø 40mm thickness 3mm zinc-coated steel Qty 1 pcs for thread M10		
For models:	NT05, NT10, NT20, NT30, NT40, NT50, NT70		

fasteners

slot nuts



1			22NT05 22NT10
GEV No.	560283	Ref. No.	
description	slot nut W 5mm H 5mm L 25mm		
For models:	NT05		



1			36NT05 36NT10 38NT05 38NT10
GEV No.	560287	Ref. No.	
description	slot nut W 6mm H 6mm L 20mm		
For models:	NT05, NT10		



1			22NT20 22NT30 36NT20 36NT30 38NT20 38NT30 64NT05 64NT10 64NT20 64NT30 64NT40 64NT50 64NT70
GEV No.	560286	Ref. No.	
description	slot nut W 6mm H 6mm L 25mm		
For models:	NT05, NT10, NT20, NT30, NT40, NT50, NT70		

1			38NT40 38NT50 38NT70
GEV No.	560181	Ref. No.	
description	slot nut W 6mm H 6mm L 40mm		
For models:	NT40, NT50, NT70		

1			36NT40 36NT50 36NT70
GEV No.	560288	Ref. No.	
description	slot nut W 8mm H 7mm L 25mm		
For models:	NT40, NT50, NT70		

1			22NT40 22NT50 22NT70
GEV No.	560285	Ref. No.	
description	slot nut W 8mm H 7mm L 30mm		
For models:	NT40, NT50, NT70		


retaining rings


DIN 472




1			10NT05 10NT10 10NT20 10NT30 12NT05 12NT10 12NT20 12NT30 13NT05 13NT10 15NT05 15NT10 19NT05 19NT10 21NT05 21NT10 49NT05 49NT10 49NT20 49NT30 50NT05 63NT05 63NT10 63NT20 63NT30
GEV No.	523100	Ref. No.	
description	retaining ring bore ø 42mm thickness 1.75mm steel DIN 472		
For models:	NT05, NT10, NT20, NT30		



			
1			
GEV No.	523102	Ref. No.	13NT20 13NT30 15NT20 15NT30 19NT20 19NT30 21NT20 21NT30 49NT40 49NT50 49NT70 50NT05 50NT10 54NT05 54NT10 55NT05 55NT10 63NT40 63NT50 63NT70
description	retaining ring bore ø 47mm thickness 1.8mm steel DIN 472		
For models:	NT05, NT10, NT20, NT30, NT40, NT50, NT70		

			
1			
GEV No.	523101	Ref. No.	13NT40 13NT50 13NT70 15NT40 15NT50 15NT70 19NT40 19NT50 19NT70 21NT40 21NT50 21NT70 50NT20 50NT30 50NT40 50NT50 50NT70 54NT20 54NT30 54NT40 54NT50 54NT70 55NT20 55NT30 55NT40 55NT50 55NT70
description	retaining ring bore ø 62mm thickness 2mm steel DIN 472		
For models:	NT20, NT30, NT40, NT50, NT70		

			
1			
GEV No.	523103	Ref. No.	10NT40 10NT50 10NT70 12NT40 12NT50 12NT70 59NT20 59NT30 59NT40 59NT50 59NT70
description	retaining ring bore ø 52mm thickness 2mm steel DIN 472		
For models:	NT20, NT30, NT40, NT50, NT70		

C

control equipment 3

F

fasteners 24

fastening material 23

G

grub screws 23

H

hexagonal nuts 23

hexagonal screws 23

M

mechanical timers 4

motors 6

N

nuts 23

P

position switches 3

R

retaining rings 24

S

screws 23

slot nuts 24

switches and momentary switches 3

T

timers 4

W

washers 24