

BAKERY

*General selection of spare parts
and accessories*

**CATALOGUE
2022**





CONTENTS

REGULATION	7	ELECTRICITY	61
DIGITAL CONTROLLERS	7	SCHNEIDER MODULAR BUTTONS	61
DIGITAL THERMOMETERS	23	MOELLER-EATON MODULAR BUTTONS	65
DATA RECORDERS	24	SWITCHES	66
PROBES	25	INDICATOR LIGHTS & BUZZERS	69
TIMERS & CLOCKS	33	TRANSFORMERS	71
COUNTERS	38	PLUGS & SOCKETS	72
THERMOSTATIC	39	POSITION SWITCHES	74
		LAMPS	81
		LIGHTING	85
		UV LAMPS	91
MOTORS & FANS	42		
OVEN MOTORS	42	BURNERS & HEATING ELEMENTS	92
MIXER MOTORS	44	CUENOD BURNERS	92
STIRRER MOTORS	44	RIELLO BURNERS	99
MOTOR ACCESSORIES	45	BURNER SPARE PARTS	105
REFRIGERATION MOTORS	46	OVEN HEATING ELEMENTS	106
TANGENTIAL FANS	49	FINNED HEATING ELEMENTS	109
AXIAL FANS	49	HEATING ELEMENTS FOR TANGENTIAL FANS	109
RADIAL FANS	53	CERAMIC HEATING ELEMENTS	110
OEM FANS	54	FLAT SILICONE HEATING ELEMENTS	110
EXHAUST FANS	55	REFRIGERATION HEATING ELEMENTS	111
EXHAUST ACCESSORIES	59		



CONTENTS

GLASSES, DOOR MECHANICS & GASKETS	115	PLUMBING	180
OVEN DOOR GLASSES	115	FAUCETS & PRE RINSE UNITS	180
FERMOD HINGES	121	SOLENOID VALVES	183
OVEN DOOR HINGES	125	VALVES	186
FERMOD CATCHES & LATCHES	127	HOSES	188
RAHBACH CATCHES & LOCKINGS	132	DOSING PUMPS & WATER FLOW METERS	193
COLD ROOM MECHANICS	135	WATER FILTRATION	194
HANDLES	139	PLUMBING GASKETS	200
OVEN GASKETS	140	GAS VALVES	201
REFRIGERATION GASKETS	148	GAS HOSES	202
		GAS REGULATORS	204
		GAS ACCESSORIES	205
BLADES, TEXTILES & MECHANICS	152	ACCESSORIES & CONSUMABLES	206
BREAD SLICER BLADES	152	GRIDS, PLATES & TRAYS	206
OVEN LOADER BELTS	153	SHOVELS & BROOMS	207
DOUGH PROCESSING TEXTILES	158	KITCHEN TOOLS	209
PROOFER POCKETS	161	WHISKS, SHEETS & HOOKS	210
CASTORS	163	MULTIPURPOSE SPRAYS	212
FEET	168	LUBRICANTS	213
BEARINGS	170	ADHESIVES & SEALANTS	218
BELTS	172	PAINTS	221
TOOL SHAFTS	175		
SPRINGS	176		
REFRACTORY STONES	179		



OUR RANGE



The REPA Group offers the most comprehensive bakery solutions with an unrivalled product portfolio, automated European warehouses and technical industry expertise.

We work in close and constant collaboration with the best brands in the market to offer our customers the most popular and best selling items.

The REPA Group offers a wide range of spare parts and accessories for the Bakery sector. From motors for ovens to burners, tools and consumables, you will find all the spare parts you need in our online shop.

The REPA Group is the ideal partner for bakery, sandwich and pastry repair professionals. Thanks to a wide range of spares, high stock availability and next day delivery, all items will be shipped to our customers within 24 hours.

...and much more.



TECHNICAL CUSTOMER SERVICE TEAM



A TEAM DEDICATED TO TECHNICAL SPECIFICATIONS AND THE IDENTIFICATION OF SPARE PARTS

SALES TEAM



YOUR PARTNERS IN THE FIELD

24H DELIVERY



NEXT DAY DELIVERY ANYWHERE IN EUROPE FOR ALL PARTS IN STOCK

FIND YOUR GASKETS



AN EASY TOOL TO IDENTIFY THE GASKETS YOU NEED

RETURNS SERVICE



SIMPLE HANDLING OF YOUR RETURNS AND WARRANTY REQUESTS (UNDER TERMS AND CONDITIONS)

DIGITAL CONTROLLERS

EVCO EV94 SERIES - UNIVERSAL CONTROLLERS



1

Photo	LF Code	GEV Code	Model	Voltage (V)	Input(s)	Output(s)	Dimensions (mm)	Temperature range	Notes
1	5130885	378173	EV9411C6	24/230	1 Pt100	1 CO(8A)	92 x 92 x 68	-99 to +999°C	dual display
1	5082379	LF5082379	EV9411J6	24/230	1 TC(J/K)	1 CO(8A)	92 x 92 x 68	-99 to +999°C	dual display
1	7117193	378174	EV9412J6	24/230	1 TC(J/K)/Pt100	2 CO(8A)	92 x 92 x 68	-99 to +999°C	dual display, buzzer

EVCO EV74 SERIES - UNIVERSAL CONTROLLERS



1

Photo	LF Code	GEV Code	Model	Voltage (V)	Input(s)	Output(s)	Dimensions (mm)	Temperature range
1	3445141	LF3445141	EV7401J7	230	1 TC(J/K)	1 CO(8A)	66,5 x 66,5 x 90	-100 to +1200°C
1	3445147	378170	EV7402M6	24/230	1 TC(J/K)/Pt100/Pt1000/mA/V	2 CO(8A)	66,5 x 66,5 x 90	-100 to +1200°C

DIGITAL CONTROLLERS

EVCO EV3 SERIES - UNIVERSAL CONTROLLERS

NEW



1

2

3

Photo	LF Code	GEV Code	Model	Voltage (V)	Input(s)	Output(s)	Dimensions (mm)	Temperature range	Notes
1	3445516	LF3445516	EV3123N7	230	2 PTC/NTC + 1 DI	1 CO(8A) + 2 NO(16/5A)	71 x 29 x 59	-50 to +150°C	touchscreen, buzzer, energy saving
2	5134178	LF5134178	EV3401P3	12/24 AC/DC	1 PTC/NTC + 1 DI	1 NO(16A)	71 x 29 x 59	-50 to +150°C	touchscreen, buzzer, energy saving
2	3445559	LF3445559	EV3402P3	12/24 AC/DC	1 PTC/NTC + 1 DI	1 CO(8A) + 1 NO(16A)	71 x 29 x 59	-50 to +150°C	touchscreen, buzzer, energy saving
3	7188872	LF7188872	EV3411M3	12/24 AC/DC	1 PTC/NTC/TC(J/K)/Pt100/Pt1000/Ni120/mA/V/DI	1 NO(16A)	71 x 29 x 59	-99 to +999°C	touchscreen
3	7188871	378791	EV3411M7	230	1 PTC/NTC/TC(J/K)/Pt100/Pt1000/Ni120/mA/V/DI	1 NO(16A)	71 x 29 x 59	-99 to +999°C	touchscreen
3	3445558	378151	EV3412M3	12/24 AC/DC	1 PTC/NTC/TC(J/K)/Pt100/Pt1000/Ni120/mA/V + 1 DI	1 CO(8A) + 1 NO(16A)	71 x 29 x 59	-100 to +1200°C	touchscreen, buzzer
3	5136263	LF5136263	EV3421M3	12/24 AC/DC	1 PTC/NTC/TC(J/K)/Pt100/Pt1000/Ni120/mA/V + 1 DI	1 CO(8A) + 1 NO(16A)	71 x 29 x 59	-100 to +1200°C	touchscreen, buzzer

EVCO EV93 SERIES - COOKING CONTROLLERS



1

Photo	LF Code	GEV Code	Model	Voltage (V)	Input(s)	Output(s)	Dimensions (mm)	Temperature range	Notes
1	3446087	LF3446087	EV9303J9	115 to 230	1 TC(J/K) + 1 DI	1 CO(8A) + 2 NO(8A)	92 x 92 x 68	-99 to +999°C	dual display, cooking timer
1	7188860	LF7188860	EV9313J9	115 to 230	1 TC(J/K) + 1 DI	1 CO(8A) + 2 NO(8A)	92 x 92 x 68	-99 to +999°C	dual display, cooking timer, delayed start

DIGITAL CONTROLLERS

EVCO EV33 / EV37 SERIES - COOKING CONTROLLERS

NEW



1

Photo	LF Code	GEV Code	Model	Voltage (V)	Input(s)	Output(s)	Dimensions (mm)	Temperature range	Notes
1	7152983	LF7152983	EV3301J7	230	1 TC(J/K) + 1 Config	1 NO(5A)	71 x 29 x 60	0 to 999°C	buzzer, encoder included
1	7152984	LF7152984	EV3311J7	230	1 TC(J/K) + 1 Config	1 NO(5A)	71 x 29 x 60	0 to 999°C	touchscreen, buzzer, suitable to encoder
1	7152985	LF7152985	EV3701D7	230	2 Config	1 NO(5A)	71 x 29 x 60	0 to 999°C	buzzer, encoder included
1	5137279	LF5137279	EV3711D7	230	2 Config	1 NO(5A)	71 x 29 x 60	0 to 999°C	touchscreen, buzzer, suitable to encoder

EVCO EV83 SERIES - COOKING (FLOOR / VAULT, DECK) CONTROLLERS

NEW



1



2

Photo	LF Code	GEV Code	Model	Voltage (V)	Input(s)	Output(s)	Dimensions (mm)	Temperature range	Notes
1	5138596	LF5138596	EV8314J9	115 to 230	2 TC(J/K)/Pt100 + 2 DI	4 NO(8A)	138 x 67 x 77	0 to +999°C	touchscreen, buzzer
2	5127633	378789	EV8318J9	115 to 230	3 TC(J/K)/Pt100/DI + 1 DI	1 CO(16A) + 7 NO(8A)	138 x 67 x 77	0 to +999°C	touchscreen, cooking timer, programs

DIGITAL CONTROLLERS

EVCO EV93 SERIES - COOKING (FLOOR / VAULT) CONTROLLERS



1

2

Photo	LF Code	GEV Code	Model	Voltage (V)	Input(s)	Output(s)	Dimensions (mm)	Temperature range	Notes
1	7188853	LF7188853	RK808LJ7FC	230	2 TC(J/K) + 1 DI	2 CO(8A) + 3 NO(8A)	92 x 92 x 68	-99 to +800°C	dual display
2	7188859	LF7188859	EV9323J9	115 to 230	2 TC(J/K) + 1 DI	2 CO(8A) + 4 NO(8A)	92 x 92 x 68	-99 to +800°C	dual display
2	2106233	LF2106233	EV9346J9	115 to 230	2 TC(J/K) + 1 DI	2 CO(8A) + 4 NO(8A)	92 x 92 x 68	-99 to +800°C	dual display, fast heating option
2	7188856	LF7188856	EV9376J9	115 to 230	2 TC(J/K) + 2 DI	2 CO(8A) + 4 NO(8A)	92 x 92 x 68	-99 to +800°C	dual display, RTC, programs
2	7188858	LF7188858	EV9326J4	24 AC	2 TC(J/K) + 2 DI	2 CO(8A) + 4 NO(8A)	92 x 92 x 68	-99 to +800°C	dual display, cooking timer
2	7188886	LF7188886	EV9326J9	115 to 230	2 TC(J/K) + 2 DI	2 CO(8A) + 4 NO(8A)	92 x 92 x 68	-99 to +800°C	dual display, cooking timer
2	7188857	LF7188857	EV9336J4	24 AC	2 TC(J/K) + 2 DI	2 CO(8A) + 4 NO(8A)	92 x 92 x 68	-99 to +800°C	dual display, cooking timer, delayed start, programs
2	7188885	LF7188885	EV9336J9	115 to 230	2 TC(J/K) + 2 DI	2 CO(8A) + 4 NO(8A)	92 x 92 x 68	-99 to +800°C	dual display, cooking timer, delayed start, programs

EVCO EV3 SERIES - REFRIGERATION CONTROLLERS

NEW



1

Photo	LF Code	GEV Code	Model	Voltage (V)	Input(s)	Output(s)	Dimensions (mm)	Temperature range	Notes
1	5095264	LF5095264	EV3221N7	230	1 PTC/NTC + 1 DI	1 NO(16A)	71 x 29 x 59	-50 to +150°C	touchscreen, buzzer, energy saving
1	3445514	LF3445514	EV3121N7	230	1 PTC/NTC + 1 DI	1 NO(16A)	71 x 29 x 59	-50 to +150°C	touchscreen, buzzer, energy saving
1	3445479	378443	EV3X21N7	230	1 PTC/NTC + 1 DI	1 CO(16A)	71 x 29 x 30	-50 to +150°C	touchscreen, buzzer, energy saving
1	5088096	378715	EV3B23N7	230	2 PTC/NTC + 1 DI	1 CO(8A) + 2 NO(16/5A)	71 x 29 x 59	-50 to +150°C	touchscreen, buzzer, energy saving
1	3445517	378631	EV3294N9	230	2 PTC/NTC + 2 DI	1 CO(8A) + 3 NO(16/5/5A)	71 x 29 x 59	-50 to +150°C	touchscreen, buzzer, energy saving

EVCO EVJ SERIES - REFRIGERATION CONTROLLERS



1



2

Photo	LF Code	GEV Code	Model	Voltage (V)	Input(s)	Output(s)	Dimensions (mm)	Temperature range	Notes
1	7188851	LF7188851	EVJ205N7	230	2 PTC/NTC + 1 DI + 1 Config	1 CO(8A) + 4 NO(16/8/3/3A)	107 x 72 x 49	-50 to +150°C	touchscreen, buzzer, energy saving
1	7188852	LF7188852	EVJ204N7	230	2 PTC/NTC + 1 DI + 1 Config	1 CO(8A) + 3 NO(16/8/3A)	107 x 72 x 49	-50 to +150°C	touchscreen, buzzer, energy saving
2	3445549	LF3445549	EVJ805P9	115 to 230	2 PTC/NTC + 1 DI + 1 Config	1 CO(8A) + 4 NO(30/8/5/5A)	107 x 72 x 49	-50 to +150°C	touchscreen, buzzer, energy saving

EVCO EVR23 SERIES - ICE CREAM / PASTRY / WINE CABINET CONTROLLERS

NEW



1

Photo	LF Code	GEV Code	Model	Voltage (V)	Input(s)	Output(s)	Dimensions (mm)	Temperature range	Notes
1	7188855	LF7188855	EVR231N7	230	1 PTC/NTC + 1 DI	1 NO(10A)	138 x 29 x 44	-50 to +150°C	touchscreen, buzzer, energy saving
1	7188854	LF7188854	EVR234N7	230	2 PTC/NTC + 1 DI + 1 Config	1 CO(8A) + 3 NO(10/8/5A)	138 x 29 x 44	-50 to +150°C	touchscreen, buzzer, energy saving
1	7130970	LF7130970	EVR234N9	230	2 PTC/NTC + 1 DI + 1 Config	1 CO(8A) + 3 NO(10/8/5A)	138 x 29 x 44	-50 to +150°C	touchscreen, buzzer, energy saving

DIGITAL CONTROLLERS

EVCO OTHER SERIES - REFRIGERATION CONTROLLERS



1



2



3



4

Photo	LF Code	GEV Code	Model	Voltage (V)	Input(s)	Output(s)	Dimensions (mm)	Temperature range	Notes
1	7152986	LF7152986	EV3143N7	230	2 PTC/NTC + 1 Config	1 CO(8A) + 2NO (12A)	71 x 29 x 59	-50 to +150°C	buzzer, for milk tank appliances
2	2103961	LF2103961	EVK422P7	230	1 PTC/NTC	1 CO(8A) + 1 NO(16A)	71 x 29 x 59	-50 to +150°C	for milk tank appliances
3	5060463	378484	EVK802P7	230	2 PTC/NTC + 1 Config	1 CO(8A) + 1 NO(8A)	71 x 29 x 59	-50 to +150°C	buzzer, for deep freezers
4	3445102	378156	EVS214N7	230	2 PTC/NTC + 1 DI + 1 Config	4 NO(20/8/8/8A)	150 x 31 x 90	-40 to +105°C	HACCP appliances

EVCO EVJ SERIES - TEMPERATURE / HUMIDITY / SEASONING CONTROLLERS



1

Photo	LF Code	GEV Code	Model	Voltage (V)	Input(s)	Output(s)	Dimensions (mm)	Notes
1	7188861	LF7188861	EVJ506N2	12 AC/DC	2 PTC/NTC + 1 DI + 1 Config	2 CO(8A) + 4 NO(30/16/8/5A)	107 x 72 x 49	suitable for humidity probe LF7188893
1	7188862	LF7188862	EVJ536N2	12 AC/DC	2 PTC/NTC + 1 DI + 1 Config	2 CO(8A) + 4 NO(30/16/8/5A)	107 x 72 x 49	programs, suitable for humidity probe LF7188893

EVCO DIN SERIES - UNIVERSAL CONTROLLERS



1

Photo	LF Code	GEV Code	Model	Voltage (V)	Input(s)	Output(s)	Dimensions (mm)	Temperature range
1	7188847	LF7188847	EV6421P7	230	1 PTC/NTC + 1 DI	1 CO(8A)	53 x 90 x 61	-50 to +150°C
1	7188848	LF7188848	EV6421P3	12/24 AC/DC	1 PTC/NTC + 1 DI	1 CO(8A)	53 x 90 x 61	-50 to +150°C
1	7188849	LF7188849	EV6412P7	230	1 PTC/NTC + 1 DI	1 CO(8A) + 1 NO(16A)	53 x 90 x 61	-50 to +150°C
1	7188850	LF7188850	EV6412P3	12/24 AC/DC	1 PTC/NTC + 1 DI	1 CO(8A) + 1 NO(16A)	53 x 90 x 61	-50 to +150°C
1	7155526	378160	EV6223P7	230	2 PTC/NTC + 1 DI	2 CO(8A) + 1 NO(16A)	53 x 90 x 61	-50 to +150°C
1	7188882	LF7188882	EV6223P3	12/24 AC/DC	2 PTC/NTC + 1 DI	2 CO(8A) + 1 NO(16A)	53 x 90 x 61	-50 to +150°C
1	5097507	378158	EV6421M7	230	1 PTC/NTC/TC(J/K)/Pt100/Pt1000/Ni120/mA/V/DI	1 CO(16A)	53 x 90 x 61	-100 to +1200°C
1	7129043	LF7129043	EV6421M3	12/24 AC/DC	1 PTC/NTC/TC(J/K)/Pt100/Pt1000/Ni120/mA/V/DI	1 CO(16A)	53 x 90 x 61	-100 to +1200°C

EVCO CONTROLLER ACCESSORIES



1



2



3



4



5

Photo	LF Code	GEV Code	Model	Description	Dimensions (mm)	Notes
1	2101830	378265	EVKEY	programming dongle for Evco EV3 range	-	USB rechargeable
2	5133098	378632	EVIF25TBX	Bluetooth interface for Evco EVLINK protocol	-	EVConnect suitable
3	5133817	LF5133817	EVIF25TWX	Wi-Fi interface for Evco EVLINK protocol	-	EVConnect suitable
4	7188867	LF7188867	EVL3KIT	box for Evco EV3 range	245 x 150	housing 71 x 29 mm
5	7188866	LF7188866	EVLJKIT	box for Evco EVJ range	245 x 150	housing 107 x 72 mm

DIGITAL CONTROLLERS

EVCO PRE-CABLED REGULATION BOXES



Photo	LF Code	GEV Code	Model	Voltage (V)	Input(s)	Output(s)	Dimensions (mm)	Temperature range	Notes
1	7188889	LF7188889	EVBOX1204N9	115 to 230	3 PTC/NTC + 1 DI + 2 Config	1 CO(8A) + 3 NO(30/30/16A)	262 x 179 x 96	-50 to +150°C	-
1	7188888	LF7188888	EVBOX1206N9	115 to 230	3 PTC/NTC + 1 DI + 2 Config	1 CO(8A) + 5 NO(30/30/16/16/8A)	262 x 179 x 96	-50 to +150°C	differential circuit breaker included (300 mA)
2	7188890	379842	ASQX214000	230	3 PTC/NTC + 1 DI + 1 Config	1 CO(8A) + 3 NO(20/8/8A)	240 x 97 x 86	-50 to +150°C	touchscreen
3	7188892	LF7188892	ASQKB31000	230	1 PTC/NTC + 1 DI	1 NO(30A)	240 x 97 x 86	-50 to +150°C	2 waterproof switches included
3	7188891	LF7188891	ASQKB33000	230	2 PTC/NTC + 1 DI	1 CO(8A) + 2 NO(30/5A)	240 x 97 x 86	-50 to +150°C	2 waterproof switches included
4	3445480	378444	EV3B31N7	230	1 PTC/NTC + 1 DI	1 NO(30A)	71 x 29 x 59	-50 to +150°C	spare controller for ASQKB31000
4	3445482	378445	EV3B33N7	230	2 PTC/NTC + 1 DI	1 CO(8A) + 2 NO(30/5A)	71 x 29 x 59	-50 to +150°C	spare controller for ASQKB33000

EVCO VCOLOR INTEGRABLE CONTROL SYSTEMS




Photo	LF Code	GEV Code	Model	Voltage (V)	Input(s)	Output(s)	Content	Notes
1	7188879	LF7188879	VCOLOR328	115 to 230	3 TC(J/K) + 2 DI + 2 Config	1 CO + 7 NO	control module + 5-inch user interface kit	for floor/vault appliances (see details on website)
2	7188880	LF7188880	VCOLOR348	115 to 230	2 TC(J/K) + 5 DI	1 Analog + 1 CO + 7 NO	control module + 5-inch user interface kit	for rotary oven appliances (see details on website)
3	5143569	LF5143569	VCOLOR819	115 to 230	6 PTC/NTC + 3 DI + 1 Config	1 PWM + 1 CO + 8 NO	control module + 5-inch user interface kit	for blast chilling appliances (see details on website)
4	7188881	LF7188881	VCOLOR618	115 to 230	3 PTC/NTC + 1 mA + 3 DI + 1 Config	1 PWM + 1 CO + 7 NO	control module + 5-inch user interface kit	for growth chambers (see details on website)
5	7188868	LF7188868	COFPOUSS (VCOLOR618)	115 to 230	3 PTC/NTC + 1 mA + 3 DI + 1 Config	1 PWM + 1 CO + 7 NO	box fitted with control module + 5-inch user interface kit	for growth chambers (see details on website)

DIGITAL CONTROLLERS

ELIWELL EW SERIES - COOKING CONTROLLERS



1



2



3

Photo	LF Code	GEV Code	Model	Voltage (V)	Input(s)	Output(s)	Dimensions (mm)	Temperature range
1	2102859	LF2102859	EW4820	95 to 240	1 TC/PTC/NTC/Pt100/Pt1000	1 CO(3A) + 1 NO(2A)	45 x 45 x 113	-210 to +1610°C
2	5068431	378202	EW7210	95 to 240	1 TC(J/K/R/S/T)	1 CO(8A)	66,5 x 66,5 x 80	-50 to +1610°C
3	5116074	LF5116074	EW7221	12/24 AC/DC	1 TC/PTC/NTC/Pt100/Pt1000 + 1 DI	1 CO(8A) + 2 NO(8/5A)	66,5 x 66,5 x 80	-50 to +1610°C

ELIWELL ID NEXT SERIES - REFRIGERATION CONTROLLERS

NEW



1



2

Photo	LF Code	GEV Code	Model	Voltage (V)	Input(s)	Output(s)	Dimensions (mm)	Temperature range	Notes
1	3445600	LF3445600	ID NEXT 902 P	12 AC/DC	1 PTC/NTC/Pt1000 + 1 DI/Temp	1 CO(10A)	71 x 29 x 60	-55 to +150°C	touchscreen
1	3445601	LF3445601	ID NEXT 902 P	230	1 PTC/NTC/Pt1000 + 1 DI/Temp	1 CO(10A)	71 x 29 x 60	-55 to +150°C	touchscreen
1	3445602	LF3445602	ID NEXT 961 P	12 AC/DC	1 PTC/NTC/Pt1000 + 1 DI/Temp	1 NO(2HP)	71 x 29 x 60	-55 to +150°C	touchscreen
1	3445603	LF3445603	ID NEXT 961 P	230	1 PTC/NTC/Pt1000 + 1 DI/Temp	1 NO(2HP)	71 x 29 x 60	-55 to +150°C	touchscreen
2	3445604	LF3445604	ID NEXT 971 P/B	12 AC/DC	2 PTC/NTC/Pt1000 + 1 DI	1 CO(8A) + 1 NO(2HP)	71 x 29 x 60	-55 to +150°C	touchscreen, buzzer
2	3445605	LF3445605	ID NEXT 971 P/B	230	2 PTC/NTC/Pt1000 + 1 DI	1 CO(8A) + 1 NO(2HP)	71 x 29 x 60	-55 to +150°C	touchscreen, buzzer
2	3445606	LF3445606	ID NEXT 974 P/B	12 AC/DC	2 PTC/NTC/Pt1000 + 1 DI	1 CO(8A) + 2 NO(2HP/5A)	71 x 29 x 60	-55 to +150°C	touchscreen, buzzer
2	3445607	LF3445607	ID NEXT 974 P/B	230	2 PTC/NTC/Pt1000 + 1 DI	1 CO(8A) + 2 NO(2HP/5A)	71 x 29 x 60	-55 to +150°C	touchscreen, buzzer
2	3445608	LF3445608	ID NEXT 974 P/C	230	2 PTC/NTC/Pt1000 + 1 DI/Temp	1 CO(8A) + 2 NO(2HP/5A)	71 x 29 x 60	-55 to +150°C	touchscreen, buzzer, RTC
2	3445609	LF3445609	ID NEXT 974 P/CI	230	2 PTC/NTC + 1 DI/Temp	1 OCVSC(16Vdc) + 1 CO(8A) + 1 NO(10A)	71 x 29 x 60	-55 to +140°C	touchscreen, buzzer, RTC, speed control
2	3445611	LF3445611	ID NEXT 978 P/B	230	2 PTC/NTC + 1 DI	1 CO(8A) + 3 NO(1,5HP/5/5A)	71 x 29 x 60	-55 to +150°C	touchscreen, buzzer
2	3445612	LF3445612	ID NEXT 978 P/C	230	2 PTC/NTC + 1 DI/Temp	1 CO(8A) + 3 NO(1,5HP/5/5A)	71 x 29 x 60	-55 to +150°C	touchscreen, buzzer, RTC
2	3445610	LF3445610	ID NEXT 978 P/CI	230	2 PTC/NTC + 1 DI/Temp	1 OCVSC(16Vdc) + 1 CO(8A) + 2 NO(10/5A)	71 x 29 x 60	-55 to +140°C	touchscreen, buzzer, RTC, speed control

DIGITAL CONTROLLERS

ELIWELL ID PLUS SERIES - REFRIGERATION CONTROLLERS



1

Photo	LF Code	GEV Code	Model	Voltage (V)	Input(s)	Output(s)	Dimensions (mm)	Temperature range	Notes
1	3445400	379837	ID PLUS 961	12 AC/DC	1 PTC/NTC/Pt1000 + 1 DI/Temp	1 NO(2HP)	71 x 29 x 59	-55 to +150°C	-
1	3445376	378298	ID PLUS 961	230	1 PTC/NTC/Pt1000 + 1 DI/Temp	1 NO(2HP)	71 x 29 x 59	-55 to +150°C	-
1	3445401	378437	ID PLUS 971	12 AC/DC	2 PTC/NTC/Pt1000 + 1 DI/Temp	1 CO(8A) + 1 NO(2HP)	71 x 29 x 59	-55 to +150°C	buzzer
1	3445377	378304	ID PLUS 971	230	2 PTC/NTC/Pt1000 + 1 DI/Temp	1 CO(8A) + 1 NO(2HP)	71 x 29 x 59	-55 to +150°C	buzzer
1	3445402	379836	ID PLUS 974	12 AC/DC	2 PTC/NTC/Pt1000 + 1 DI/Temp	1 CO(8A) + 2 NO(2HP/5A)	71 x 29 x 59	-55 to +150°C	buzzer
1	3445378	378299	ID PLUS 974	230	2 PTC/NTC/Pt1000 + 1 DI/Temp	1 CO(8A) + 2 NO(2HP/5A)	71 x 29 x 59	-55 to +150°C	buzzer
1	3445389	378436	ID PLUS 978	230	2 PTC/NTC/Pt1000 + 1 DI/Temp	1 CO(8A) + 3 NO(1,5HP/5/5A)	71 x 29 x 59	-55 to +150°C	buzzer

ELIWELL IC PLUS SERIES - REFRIGERATION CONTROLLERS



1

Photo	LF Code	GEV Code	Model	Voltage (V)	Input(s)	Output(s)	Dimensions (mm)	Temperature range
1	3445527	379689	IC PLUS 902	12 AC/DC	1 PTC/NTC	1 CO(8A)	71 x 29 x 64	-50 to +140°C
1	3445528	379690	IC PLUS 902	230	1 PTC/NTC	1 CO(8A)	71 x 29 x 64	-50 to +140°C
1	3445088	379790	IC PLUS 915	12 AC/DC	1 PTC/NTC + 1 DI	1 CO(8A) + 1 NO(8A)	71 x 29 x 67	-50 to +140°C
1	3445089	379832	IC PLUS 915	230	1 PTC/NTC + 1 DI	1 CO(8A) + 1 NO(8A)	71 x 29 x 67	-50 to +140°C
1	3445327	379605	IC PLUS 915	12 AC/DC	1 TC(J/K)/Pt100 + 1 DI	2 NO(8A)	71 x 29 x 67	-150 to +1350°C
1	3445326	379568	IC PLUS 915	230	1 TC(J/K)/Pt100 + 1 DI	2 NO(8A)	71 x 29 x 67	-150 to +1350°C

DIGITAL CONTROLLERS

ELIWELL IWC SERIES - REFRIGERATION CONTROLLERS



Photo	LF Code	GEV Code	Model	Voltage (V)	Input(s)	Output(s)	Dimensions (mm)	Temperature range
1	3445525	378142	IWC720	230	1 NTC + 1 DI	2 NO(16/8A)	150 x 31 x 45	-50 to +110°C
2	3445085	378141	IWC730	230	2 NTC + 1 DI	1 CO(20A) + 2 NO(16/8A)	150 x 31 x 45	-50 to +110°C
3	7125975	379884	IWC740	230	2 NTC + 1 DI	1 CO(12A) + 3 NO(20/8/8A)	150 x 31 x 48	-50 to +110°C
4	3445078	378139	IWC750	230	2 NTC + 1 DI	1 CO(20A) + 4 NO(16/8/8/8A)	150 x 31 x 69	-50 to +110°C

ELIWELL IS974LX REFRIGERATION CONTROLLER



Photo	LF Code	GEV Code	Model	Notes	Voltage (V)	Input(s)	Output(s)	Dimensions (mm)	Temperature range
1	2102327	378138	IS974LX	control module	-	1 DI	-	71 x 29 x 30	-
2	5061869	378140	IS974LX EWEM 243	slave power module	230	2 PTC/NTC	1 CO(10A) + 3 NO(15/8/8A)	70 x 85 x 53	-55 to +140°C
3	2111317	381400	-	link cable	-	10 poles	10 poles	3000 mm	-
4	3445027	379534	-	link cable	-	10 poles	10 poles	1000 mm	-

DIGITAL CONTROLLERS

ELIWELL IC PLUS SERIES - PRESSURE / HUMIDITY CONTROLLERS

NEW



1

2

Photo	LF Code	GEV Code	Model	Voltage (V)	Input(s)	Output(s)	Dimensions (mm)	Appliance	Setting range
1	3445043	378380	IC PLUS 915 LX/P	230	1 V/mA	1 CO(8A) + 1 NO(8A)	71 x 29 x 60	pressure	0 to 999 bars
2	3445044	379830	IC PLUS 902 V/I	230	1 V/mA	1 CO(8A)	71 x 29 x 60	humidity	10 to 90 %RH
2	5116046	LF5116046	IC PLUS 902 V/I	12	1 V/mA	1 CO(8A)	71 x 29 x 60	humidity	10 to 90 %RH

ELIWELL DIN SERIES - UNIVERSAL CONTROLLERS

NEW



1

2

Photo	LF Code	GEV Code	Model	Voltage (V)	Input(s)	Output(s)	Dimensions (mm)	Temperature range	Notes
1	7150454	LF7150454	DR4010	95 to 240	1 PTC/Pt1000	1 CO(8A)	70 x 85 x 61	-200 to +800°C	1 PTC probe included
2	7150455	LF7150455	DR4020	95 to 240	1 PTC/Pt1000	1 CO(8A) + 1 NO(8A)	70 x 85 x 61	-200 to +800°C	1 PTC probe included

ELIWELL DIN SERIES - REFRIGERATION CONTROLLERS

NEW



1

2

3

4

5

Photo	LF Code	GEV Code	Model	Voltage (V)	Input(s)	Output(s)	Dimensions (mm)	Temperature range	Notes
1	3445069	378205	EWDR981	230	2 PTC/NTC + 2 DI	1 CO(16A) + 1 V/mA	70 x 85 x 61	-55 to +140°C	-
2	3445071	378696	EWDR983	230	3 PTC/NTC + 2 DI	2 CO(16/8A) + 1 V/mA	70 x 85 x 61	-55 to +140°C	-
3	2102027	378378	EWDR983LX	230	3 PTC/NTC + 2 DI	2 CO(16/8A) + 1 V/mA	70 x 85 x 61	-55 to +140°C	RTC
4	3445526	378206	EWDR985	230	3 PTC/NTC + 2 DI	1 CO(8A) + 3 NO(16/8/8A)	70 x 85 x 61	-55 to +140°C	-
5	3445072	378379	EWDR985	230	3 PTC/NTC + 2 DI	1 CO(8A) + 3 NO(16/8/8A) + 1 V/mA	70 x 85 x 61	-55 to +140°C	RTC, 2 PTC probes included

DIGITAL CONTROLLERS

ELIWELL CONTROLLER ACCESSORIES

NEW



Photo	LF Code	GEV Code	Model	Description	Dimensions (mm)	Notes
1	3445614	LF3445614	BASIC AIR	Bluetooth dongle 4.2 suitable to ID Next range	-	configuration via EliwellAir app
2	3445615	LF3445615	DATALOG AIR	Bluetooth dongle 4.2 suitable to ID Next range	-	configuration & data recording via EliwellAir app
3	7101290	LF7101290	DX-CA	protection cover for 71 x 29 mm controllers	95 x 60	-
4	7108400	LF7108400	CAPE	enclosed person alarm box	225 x 175 x 90	remote emergency button included
5	7108401	LF7108401	CDP	additional emergency button box for CAPE	106 x 75 x 50	red light

ELIWELL WALL REFRIGERATION CONTROLLERS

NEW



Photo	LF Code	GEV Code	Model	Voltage (V)	Input(s)	Output(s)	Dimensions (mm)	Temperature range	Notes
1	3445158	378217	WM961/A	95 to 240	1 PTC/NTC	1 CO(15A) + 0CVSC(12Vdc)	123 x 80 x 25	-50 to +140°C	buzzer
2	3545002	378713	EWRC300	230	3 PTC/NTC + 2 DI	3 NO(2HP/16/8A)	213 x 318 x 107	-50 to +140°C	buzzer, contactor slot
2	3545003	378316	EWRC500	230	3 PTC/NTC + 2 DI	1 CO(8A) + 4 NO(2HP/16/16/8A)	213 x 318 x 107	-50 to +140°C	buzzer, contactor slot
2	3545004	378406	EWRC500 HACC	230	3 PTC/NTC + 2 DI	1 CO(8A) + 4 NO(2HP/16/16/8A)	213 x 318 x 107	-50 to +140°C	buzzer, RTC, HACCP, circuit breaker slot
3	3545007	378447	EWRC500 W/B	230	3 PTC/NTC + 2 DI	1 CO(8A) + 4 NO(2HP/16/16/8A)	213 x 318 x 107	-50 to +140°C	buzzer, RTC, HACCP, circuit breaker included

DIGITAL CONTROLLERS

BRAINCHILD BTC SERIES - COOKING CONTROLLERS

NEW



1

Photo	LF Code	GEV Code	Model	Voltage (V)	Input(s)	Output(s)	Dimensions (mm)	Temperature range
1	3445589	381269	BTC404	90 to 264	1 TC(J)	1 CO(5A)	92 x 92 x 60	0 to +200°C
1	3445590	381273	BTC405	91 to 264	1 Pt100	2 CO(5A)	92 x 92 x 60	0 to +200°C
1	7130579	379839	BTC406	92 to 264	1 TC(J)	3 CO(5A)	92 x 92 x 60	0 to +300°C
1	3445591	381274	BTC407	93 to 264	1 Pt100	4 CO(5A)	92 x 92 x 60	0 to +300°C
1	5138459	379840	BTC408	94 to 264	1 TC(J)	5 CO(5A)	92 x 92 x 60	0 to +400°C
1	3445592	381275	BTC409	95 to 264	1 Pt100	6 CO(5A)	92 x 92 x 60	0 to +400°C
1	3445588	379841	BTC410	96 to 264	1 TC(J)	7 CO(5A)	92 x 92 x 60	0 to +600°C
1	3445593	381276	BTC411	97 to 264	1 Pt100	8 CO(5A)	92 x 92 x 60	0 to +600°C

OTHER UNIVERSAL CONTROLLERS

NEW



1



2



3



4



5

Photo	LF Code	GEV Code	Brand	Model	Voltage (V)	Input(s)	Output(s)	Dimensions (mm)	Temperature range
1	5048536	379228	Ascon Tecnologic	TLK72HCRR	100 to 240	1 Pt100/TC (J/K,S,R,T)/mV	2 CO(8A)	66,5 x 66,5 x 88	-200 to +1760°C
2	3442015	LF3442015	Jumo	iTRON 16	20 to 53 AC/DC	1 Pt100/TC(J/K/S) /mA/mV + 1 DI	1 NO(3A) + 1 SSR(5V/20mA)	45 x 45 x 98	-200 to +1300°C
3	3442012	379857	Pixsys	ATR171	24/115/230 AC	1 PTC/Pt100/TC (J/K/S) + 1 DI	1 CO(8A) + 1 SSR(5V/20mA)	66,5 x 66,5 x 80	-100 to +800°C
4	3445455	379304	Störk-Tronic	ST64-31.10	230	1 Pt100	1 NO(12A)	ø 60 x 62	-80 to +400°C
5	5128459	379339	Störk-Tronic	ST73-31.10	230	1 Pt100	1 NO(12A)	ø 60 x 62	-60 to +400°C

DIGITAL CONTROLLERS

OTHER COOKING CONTROLLERS

NEW



1



2



3



4

Photo	LF Code	GEV Code	Brand	Model	Voltage (V)	Input(s)	Output(s)	Dimensions (mm)	Temperature range
1	5141073	379988	Ascon Tecnologic	K48-HCR	100 to 240	1 TC(J/K/S)/Pt100	1 NO(8A)	48 x 48 x 98	-200 to +850°C
2	5152332	379246	Ascon Tecnologic	TLK96HCRR	100 to 240	1 Pt100/TC(J/K)	2 CO(8A)	92 x 92 x 60	-100 to +1600°C
3	7103034	LF7103034	Honeywell	DC1040PT	85 to 265	1 TC	2 CO(3A)	92 x 92 x 70	0 to +400°C
4	3445596	400989	Jumo	iTRON 04	100 to 240	1 Pt100/TC(J/K/S)/mA/mV	2 NO(3A)	92 x 92 x 70	-200 to +1300°C

OTHER REFRIGERATION CONTROLLERS

NEW



1



2



3

Photo	LF Code	GEV Code	Brand	Model	Voltage (V)	Input(s)	Output(s)	Dimensions (mm)	Temperature range
1	3445168	378525	Dixell	XLR170	230	3 NTC/PTC + 1 Config + 1 DI	2 CO(16/8A) + 4 NO(20/20/8/8A)	230 x 210 x 87	-50 to +150°C
2	5142054	LF5142054	Dixell	XLR470	24/110/230 AC	4 NTC + 1 Config + 1 DI	2 CO(16/8A) + 6 NO(20/20/8/5/5/5A)	230 x 210 x 87	-50 to +150°C
3	3445091	379305	Störk-Tronic	ST64-31.10	230	1 PTC	1 NO(12A)	ø 60 x 62	-50 to +140°C

OTHER WALL CONTROLLERS



1



2

Photo	LF Code	GEV Code	Brand	Model	Voltage (V)	Output(s)	Appliance	Setting range
1	5142491	LF5142491	MCI	030922	24/250 - AC	1 CO(5A)	humidity	30 to 100 %RH
2	5142566	LF5142566	MCI	031098	24/250 - AC	1 CO(5A)	humidity + temperature	50 to 90 %RH / 0 to +60°C

DIGITAL CONTROLLERS

OEM CONTROLLERS

NEW




1



2



3



4



5



6

Photo	LF Code	GEV Code	OEM	Model	Appliance	OEM code	Notes
1	5044042	LF5044042	Eurofours	F4/10	oven	0001-23030040	-
2	3390453	LF3390453	Panimatic	SCPAN	holder, freezer	F010020428	without probe
3	3390454	LF3390454	Panimatic	TPAN	refrigeration	F010020872	without probe
4	3445547	LF3445547	Panimatic	OK-31-PT	convection oven	F010020992	Pt100 probe included
5	5153951	LF5153951	Salva	P.MICRO (kit)	E20/02 advance	1124431504	-
6	5157447	LF5157447	Salva	P.MICRO (kit)	E25/02 advance	1124431505	-

DIGITAL THERMOMETERS

EVCO DIGITAL THERMOMETERS

NEW



1

2

3

Photo	LF Code	GEV Code	Model	Voltage (V)	Input(s)	Dimensions (mm)	Temperature range
1	3445555	LF3445555	EV3100M7	230	1 PTC/NTC/TC(J/K)/Pt100/Pt1000/Ni120/mA/V	71 x 29 x 59	-100 to +1200°C
2	3394332	378346	EVK100P3	12/24 - AC/DC	1 PTC/NTC	71 x 29 x 59	-50 to +150°C
3	7188884	LF7188884	EVK100C3	12/24 - AC/DC	1 Pt100	71 x 29 x 59	-50 to +600°C

ELIWELL DIGITAL THERMOMETERS



1

2

3

Photo	LF Code	GEV Code	Model	Voltage (V)	Input(s)	Dimensions (mm)	Temperature range
1	3394331	379545	EM300	12 - AC/DC	1 PTC/NTC	71 x 29 x 30	-50 to +120°C
1	7104861	379504	EM300	230	1 PTC/NTC	71 x 29 x 30	-50 to +120°C
2	3394320	378198	EM300LX	12 - AC/DC	1 TC(J/K)/Pt100	71 x 29 x 30	-200 to +1350°C
2	3445259	378701	EM300LX	230	1 PTC/NTC	71 x 29 x 30	-55 to +140°C
3	5110602	378635	EMPLUS 600	12 - AC/DC	1 PTC/NTC	71 x 29 x 60	-50 to +140°C
3	5110603	378636	EMPLUS 600	230	1 PTC/NTC	71 x 29 x 60	-50 to +140°C
3	5110605	378638	EMPLUS 600	230	1 TC(J/K)/Pt100	71 x 29 x 60	-200 to +1350°C

OTHER DIGITAL THERMOMETERS



1

2

3

Photo	LF Code	GEV Code	Model	Voltage (V)	Input(s)	Output(s)	Notes
1	3394295	381490	Eliwell DST-30	solar charging		-20 to +80°C	ø 5 x 30 mm probe included, 1000 mm wire
2	3394230	379258	Arthermo DT100S	LR44 lithium battery 1,5V		-50 to +70°C	ø 6 x 30 mm probe included, 1000 mm wire
3	3394217	379808	mounting bracket for Arthermo DT100S	-		-50 to +80°C	mounting distance 65 mm

DATA RECORDERS

DATA RECORDERS



Photo	LF Code	GEV Code	Model	Voltage (V)	Data range	Measure range	Notes
1	3350057	379808	temperature USB recorder	lithium battery	16 382 points	-35 to +80°C (±1°C)	software included
2	3198001	378540	temperature & humidity USB recorder	AA lithium battery 3,6VDC	32 000 points	-40 to +125°C / 0 to 100 %RH	software included
3	3394379	LF3394379	temperature Testo 174-T	lithium flat battery 3VDC	16 000 points	-30 to +70°C (±0,5°C)	NTC probe included
4	3394381	LF3394381	temperature & humidity Testo 174-H	lithium flat battery 3VDC	16 000 points	-30 to +70°C (±0,5°C) / 0 to 100 %RH (±3 %)	NTC & capacitor probes included

PTC PROBES

NEW




Photo	LF Code	GEV Code	Description	Wires	Cable length (mm)	Cable material	Probe dimensions (mm)	Notes
1	3445070	LF3394381	ambient probe	2	1500	PVC	ø 6 x 40	-
1	3445107	378699	ambient probe	2	3000	PVC	ø 6 x 40	-
1	5121819	378694	ambient probe	2	5000	PVC	ø 6 x 30	-
1	7151780	379199	ambient probe	2	12000	PVC	ø 6 x 40	-
2	3397164	LF3397164	ambient probe	2	1500	silicone	ø 6 x 40	-
2	3445183	LF3397164	ambient probe	2	3000	silicone	ø 6 x 40	-
2	3445959	LF3445183	ambient probe	2	5000	silicone	ø 6 x 40	-
3	7151732	LF3445959	core probe	2	2500	silicone	ø 6 x 100	stainless steel bulb, -60 to +180°C
3	7151771	LF7151771	duplex core probe	2 x 2	3000	silicone	ø 6 x 100	stainless steel bulb, -50 to +250°C
4	7151728	LF7151728	angled core probe	2	3500	silicone	ø 6 x 100	stainless steel bulb, -60 to +180°C
4	3397090	378390	angled core probe	2	5000	silicone	ø 4 x 100	stainless steel bulb

NTC PROBES

NEW

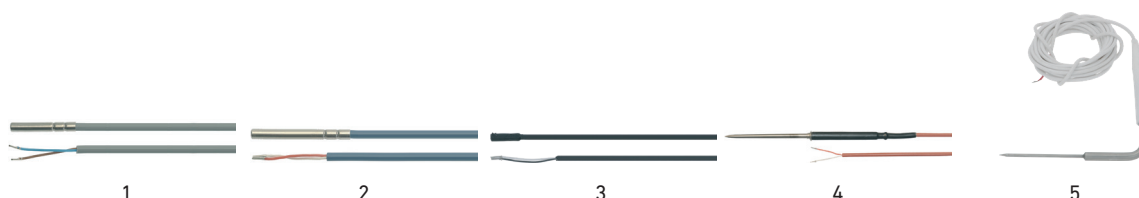


Photo	LF Code	GEV Code	Description	Wires	Cable length (mm)	Cable material	Probe dimensions (mm)	Notes
1	3445157	378390	ambient probe	2	1500	PVC	ø 6 x 40	-
1	3445156	379860	ambient probe	2	3000	PVC	ø 6 x 40	-
1	3445028	379343	ambient probe	2	4000	PVC	ø 6 x 40	-
1	3445398	379633	ambient probe	2	1500	silicone	ø 6 x 50	-
1	3445155	LF3445398	ambient probe	2	3000	silicone	ø 6 x 40	-
2	3445913	381569	ambient probe	2	1500	silicone	ø 6 x 40	waterproof IP67
2	3445155	379458	ambient probe	2	3000	silicone	ø 6 x 40	waterproof IP67
3	3445167	381569	ambient probe	2	1500	TPE	ø 6 x 20	waterproof IP68
3	3445335	381584	ambient probe	2	3000	TPE	ø 6 x 20	waterproof IP68
4	2105194	381590	core probe	2	3000	silicone	ø 6 x 100	stainless steel bulb
5	3497010	378391	angled core probe	2	5000	silicone	ø 4 x 100	stainless steel bulb, 10 kΩ
5	7151781	LF7151781	angled triplex core probe	4	3000	silicone	ø 6 x 100	stainless steel bulb, -60 to +180°C

PROBES

J THERMOCOUPLES

NEW




Photo	LF Code	GEV Code	Description	Wires	Cable length (mm)	Cable material	Probe dimensions (mm)	Notes
1	7151738	LF7151738	thermocouple	2	2000	vetrotex	ø 4 x 20	stainless steel bulb, max temp. +600°C
1	7151739	LF7151739	thermocouple	2	3000	vetrotex	ø 4 x 20	stainless steel bulb, max temp. +600°C
1	7151741	LF7151741	thermocouple	2	4000	vetrotex	ø 4 x 20	stainless steel bulb, max temp. +600°C
1	7151742	LF7151742	thermocouple	2	5000	vetrotex	ø 4 x 20	stainless steel bulb, max temp. +600°C
1	2104709	LF2104709	thermocouple	2	6000	vetrotex	ø 4 x 20	stainless steel bulb, max temp. +600°C
2	5074184	403694	thermocouple	2	500	vetrotex	ø 6 x 100	stainless steel bulb
2	3397093	LF3397093	thermocouple	2	950	vetrotex	ø 6 x 100	stainless steel bulb, max temp. +250°C
2	5072263	379693	thermocouple	2	1350	vetrotex	ø 6 x 100	stainless steel bulb, max temp. +350°C
2	5034812	379942	thermocouple	2	1500	vetrotex	ø 6 x 200	stainless steel bulb
2	5064075	LF5064075	thermocouple	2	1800	vetrotex	ø 6 x 100	stainless steel bulb
2	5059203	LF5059203	thermocouple	2	1900	vetrotex	ø 4 x 60	stainless steel bulb
2	3445109	379051	thermocouple	2	3000	vetrotex	ø 6 x 100	stainless steel bulb, max temp. +600°C
3	7151777	LF7151777	eyelet thermocouple	2	2000	vetrotex	pod ø 6,5 hole	stainless steel bulb, max temp. +600°C
3	7151778	LF7151778	eyelet thermocouple	2	3000	vetrotex	pod ø 6,5 hole	stainless steel bulb, max temp. +600°C
3	7151779	LF7151779	eyelet thermocouple	2	5000	vetrotex	pod ø 6,5 hole	stainless steel bulb, max temp. +600°C
4	7151774	LF7151774	mushroom thermocouple	3	3000	vetrotex	ø 40 x 10	stainless steel head, with gasket & 1/2" nut, max temp. +600°C
5	7151744	LF7151744	core thermocouple	2	2000	PFA	ø 3 x 150	stainless steel bulb, max temp. +250°C

K THERMOCOUPLES

NEW

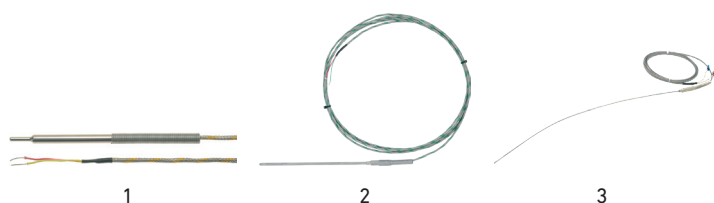


Photo	LF Code	GEV Code	Description	Wires	Cable length (mm)	Cable material	Probe dimensions (mm)	Notes
1	5038670	381363	thermocouple	2	1480	vetrotex	ø 6 x 90	stainless steel bulb
2	2102638	LF2102638	thermocouple	2	3000	vetrotex	ø 4,5 x 160	stainless steel bulb, max temp. +600°C
2	5122527	378752	thermocouple	2	3000	vetrotex	ø 6 x 100	stainless steel bulb
3	7151745	LF7151745	flexible thermocouple	2	3000	vetrotex	ø 4,5 x 1000	inconel bulb, max temp. +1200°C
3	7151746	LF7151746	flexible thermocouple	2	3000	vetrotex	ø 3 x 1000	inconel bulb, max temp. +800°C

PT100 PROBES

NEW




Photo	LF Code	GEV Code	Description	Wires	Cable length (mm)	Cable material	Probe dimensions (mm)	Notes
1	7151719	LF7151719	ambient probe	3	1500	vetrotex	ø 6 x 50	0 to +400°C
1	7151720	LF7151720	ambient probe	3	2000	vetrotex	ø 6 x 50	0 to +400°C
1	7151721	LF7151721	ambient probe	3	3000	vetrotex	ø 6 x 50	0 to +400°C
1	7151722	LF7151722	ambient probe	3	4000	vetrotex	ø 6 x 50	0 to +400°C
1	7151723	LF7151723	ambient probe	3	5000	vetrotex	ø 6 x 50	0 to +400°C
2	3397045	LF3397045	ambient probe	2	900	vetrotex	ø 5 x 90	-
2	3397119	379222	ambient probe	3	1400	vetrotex	ø 4 x 110	100 Ω at 0°C, -80 to +600°C
2	3397034	LF3397034	ambient probe	2	1500	vetrotex	ø 6 x 83	-
2	5108225	379130	ambient probe	3	1500	vetrotex	ø 6 x 100	-
3	5110277	379439	ambient probe	2	2500	silicone	ø 6 x 50	-50 to +250°C
4	3445117	379050	ambient probe	3	3000	vetrotex	ø 6 x 100	0 to +350°C

PROBES

PT100 PROBES

NEW




Photo	LF Code	GEV Code	Description	Wires	Cable length (mm)	Cable material	Probe dimensions (mm)	Notes
1	7151767	LF7151767	eyelet probe	3	2000	vetrotex	pod ø 6,5 hole	max temp. +400°C
1	7151785	LF7151785	eyelet probe	3	3000	vetrotex	pod ø 6,5 hole	max temp. +400°C
2	7151765	LF7151765	mushroom probe	3	3000	vetrotex	ø 40 x 10	stainless steel head, with gasket & 1/2" nut, -50 to +260°C
3	3397128	402154	screw head probe	2	1400	PFA	ø 6 x 37	M10 x 1 mm
3	7151724	LF7151724	screw head probe	3	2000	PVC	ø 6 x 28	stainless steel bulb 1/2", -40 to +105°C
4	3397071	379075	core probe	2	1500	silicone	ø 4 x 100	stainless steel bulb
4	7151725	LF7151725	core probe	3	2000	PTFE	ø 3 x 150	stainless steel bulb, max temp. +300°C
4	7151726	LF7151726	core probe	3	3000	PTFE	ø 3 x 150	stainless steel bulb, max temp. +300°C
5	7151727	LF7151727	duplex core probe	2 x 3	3000	PFA	ø 3 x 150	stainless steel bulb, -50 to +250°C
6	3397095	378393	angled core probe	2	5000	silicone	ø 4 x 100	stainless steel bulb



7

Photo	LF Code	GEV Code	Description	connection	Probe dimensions (mm)	Notes
7	7151770	LF7151770	connection head probe	1/2"	ø 6 x 50	stainless steel bulb, IP68, -50 to +450°C
7	7151768	LF7151768	connection head probe	1/2"	ø 6 x 100	stainless steel bulb, IP68, -50 to +450°C
7	7151769	LF7151769	connection head probe	1/2"	ø 6 x 150	stainless steel bulb, IP68, -50 to +450°C
7	7151786	LF7151786	connection head probe	1/2"	ø 6 x 500	stainless steel bulb, IP68, -50 to +450°C

PT1000 PROBES




Photo	LF Code	GEV Code	Description	Wires	Cable length (mm)	Cable material	Probe dimensions (mm)	Notes
1	5051398	379944	ambient probe	2	1700	vetrotex	ø 6 x 180	-
2	3445379	378702	ambient probe	2	1500	silicone	ø 6 x 20	IP68, -50 to +110°C
2	3445380	LF3445380	ambient probe	2	3000	silicone	ø 6 x 20	IP68, -50 to +110°C
3	7106329	LF7106329	ambient probe	2	3000	PFA	ø 4 x 50	-50 to +260°C
3	7151733	LF7151733	ambient probe	2	6000	PFA	ø 4 x 50	-50 to +260°C
4	5037988	379505	core probe	2	1700	vetrotex	ø 4 x 100	-
5	5048080	378392	angled core probe	2	6000	silicone	ø 4 x 100	-

BOXED PROBES

NEW



Photo	LF Code	GEV Code	Description	Model	Wires	Probe dimensions (mm)	Notes
1	7151783	LF7151783	inner ambient boxed probe	Pt100	2	85 x 85 x 25	max temp. +70°C
2	7151764	LF7151764	outer ambient boxed probe	Pt100	2	65 x 50 x 46	IP65, max temp. +70°C
2	7151782	LF7151782	outer ambient boxed probe	Pt1000	2,3 or 4	65 x 50 x 46	IP65, max temp. +70°C
2	7151772	LF7151772	outer ambient boxed probe	Pt1000	2	65 x 50 x 46	IP65, max temp. +90°C
3	7151784	LF7151784	hose contact boxed probe	Pt100	2	65 x 50 x 46	IP65, hose clamp 300 mm, max temp. +90°C

PROBES

ACTIVE PROBES



Photo	LF Code	GEV Code	Appliance	Brand	Model	Voltage	Output	Measure range	Notes
1	2102803	378076	humidity	Evco	EVHP503	8 to 28 VDC	4-20 mA	5 to 95 %RH	ø 20 x 185 mm, cable length 1500 mm
1	7188893	LF7188893	humidity & temperature	Evco	EVHTP520	8 to 28 VDC	4-20 mA	5 to 95 %RH, -10 to +70°C	ø 20 x 185 mm, cable length 1500 mm
2	3397235	378726	humidity	Eliwell	EWHS2840/W	9 to 28 VDC	4-20 mA	0 to 100 %RH	80 x 80 x 52 mm
2	3397236	378727	humidity & temperature	Eliwell	EWHS3040	9 to 28 VDC	4-20 mA	0 to 100 %RH, -40 to +60°C	80 x 80 x 52 mm
3	3445169	403390	humidity	Dixell	XH20P	9 to 18 VDC	4-20 mA	0 to 99 %RH	60 x 120 mm
4	3445309	LF3445309	humidity & temperature	Carel	DPPC110000	9 to 30 VAC/DC	4-20 mA / -0,5 to 1 VDC	10 to 90 %RH, -40 to +70°C	-
5	3445052	LF3445052	pressure	Eliwell	FWPA007	8 to 32 VDC	4-20 mA	-0,5 to 8 bars	1/4" SAE, cable length 2000 mm
5	3445053	LF3445053	pressure	Eliwell	EWPA030	8 to 32 VDC	4-20 mA	0 to 30 bars	1/4" SAE, cable length 2000 mm

PROBES ACCESSORIES

NEW




Photo	LF Code	GEV Code	Description	Notes
1	5106690	102542	universal thermocouple	12 pcs set, capillary 1200 mm
2	7151755	LF7151755	probe extension cable - 25 m	3 x 0,22mm ² , 2 red + 1 white wires, PVC, suitable to Pt100, Pt1000, NTC, PTC
3	7151773	LF7151773	thermocouple extension cable - 25m	2 x 0,22mm ² , vetrotex, suitable to TC(J)
4	7151762	LF7151762	thermowell + 1/4" nuts	inner ø 5 mm, outer ø 7 mm, length 50 mm
4	7151756	LF7151756	thermowell + 1/4" nuts	inner ø 5 mm, outer ø 7 mm, length 100 mm
4	7151759	LF7151759	thermowell + 1/4" nuts	inner ø 5 mm, outer ø 7 mm, length 100 mm
4	7151763	LF7151763	thermowell + 1/2" nuts	inner ø 7 mm, outer ø 9 mm, length 50 mm
4	7151757	LF7151757	thermowell + 1/2" nuts	inner ø 7 mm, outer ø 9 mm, length 100 mm
4	7151758	LF7151758	thermowell + 1/2" nuts	inner ø 9 mm, outer ø 13,5 mm, length 100 mm
4	7151760	LF7151760	thermowell + 1/2" nuts	inner ø 7 mm, outer ø 9 mm, length 200 mm
4	7151761	LF7151761	thermowell + 1/2" nuts	inner ø 9 mm, outer ø 13,5 mm, length 200 mm

OEM PROBES

NEW



Photo	LF Code	GEV Code	Description	OEM	OEM code	Notes
1	5049662	381445	PTC core probe	Afinox	5049662	2 wires, bulb \varnothing 5 x 200 mm, silicone cable length 2400 mm
2	5158025	LF5158025	Pt100 ambient probe	Bongard	AF102006011	2 wires, cable length 3000 mm
3	5068552	378358	core probe + accessories	Eloma	EL0747017	5 wires, bulb length 100 mm, cable length 1900 mm
4	5080104	379592	D2K core probe	Eloma	EL0752363	5 wires, bulb \varnothing 4 x 100 mm, cable length 4500 mm, -40 to +250°C
5	5110823	379062	ambient thermocouple	Eloma	ELE316009	2 wires, bulb \varnothing 6 x 50 mm, cable length 3000 mm, -50 to +750°C




Photo	LF Code	GEV Code	Description	OEM	OEM code	Notes
1	7119840	LF7119840	evaporator probe	Eurofours	0001-23040023	2 wires
2	7126652	LF7126652	hygrometry probe	Eurofours	0001-23040025	with connector
3	7102878	LF7102878	screw head probe PT6/J2SV7	Eurofours	0001-23040004	2 wires, vetrotex cable length 3000 mm, suitable to oven 3P12A28-24
4	7103731	LF7103731	screw head J thermocouple	Eurofours	0001-23040002	2 wires, vetrotex cable, connection 1/4"



Photo	LF Code	GEV Code	Description	OEM	OEM code	Notes
1	3397241	LF3397241	temperature probe	Panimatic	F010019166	cable length 2000 mm, with connector, suitable to PCB 2000V2 + 2008V2
2	3397242	LF3397242	temperature probe	Panimatic	F010019034	cable length 1000 mm, with connector, suitable to PCB 2008V1
3	3397243	LF3397243	PTC probe	Panimatic	F010019120	2 wires, blue cable, suitable to chillers C87, P87
4	3397244	LF3397244	STH8 probe	Panimatic	F010019124	with connector, suitable to PCB 2000V1
5	3397245	LF3397245	J thermocouple	Panimatic	F010050051	2 wires, cable length 3000 mm, suitable to convection ovens

PROBES

OEM PROBES

NEW



Photo	LF Code	GEV Code	Description	OEM	OEM code	Notes
1	7132622	LF7132622	hygrometry probe	Salva	2017020550	with fixation clip
2	7136922	LF7136922	Pt100 probe	Salva	4100000033	-
3	5037362	378296	SM-1181 thermocouple	Salva	1310130500	2 wires
4	7132621	LF7132621	temperature probe	Salva	2017020400	silicone cable
5	7123212	LF7123212	E ST-91 thermocouple	Salva	1124001005	2 wires
6	5068043	LF5068043	E/80 thermocouple	Salva	1124023000	2 wires, suitable to oven E20, ST02
7	5137861	LF5137861	SIR/14 FE-KO-0,5-	Salva	1330015011	2 wires

SUITABLE PROBES

NEW



Photo	LF Code	GEV Code	Description	Suitable to	Cable length (mm)	Probe dimensions (mm)	Notes
1	7151752	LF7151752	1 CTN angled core probe	Acfri	3000	ø 6 x 100	2 wires, 10 kΩ at 25°C, silicone cable, -50 to +180°C
1	7151753	LF7151753	3 CTN angled core probe	Acfri	3000	ø 6 x 100	4 wires, 10 kΩ at 25°C, silicone cable, -50 to +180°C
1	7151754	LF7151754	3 CTN angled core probe	Acfri	3000	ø 6 x 100	4 wires, 10 kΩ at 25°C, vetrotex cable, -50 to +180°C
2	7151775	LF7151775	J thermocouple	Eurofours	2500	ø 4 x 100	stainless steel, vetrotex cable, 1/4" turning connection
2	7151776	LF7151776	J thermocouple	Eurofours	3000	ø 4 x 100	stainless steel, vetrotex cable, 1/4" turning connection
3	7151736	LF7151736	J thermocouple	Fringand	5000	ø 6 x 200	stainless steel, vetrotex cable
3	7151737	LF7151737	J thermocouple	Fringand	7000	ø 6 x 200	stainless steel, vetrotex cable
4	7151718	LF7151718	Pt 100 ambient probe	Hein	3000	ø 6 x 340	3 wires, max temp. +450°C
5	7151787	LF7151787	J thermocouple	Pavailler	1500	ø 3 x 450	stainless steel, vetrotex cable, -40 to +450°C
5	7151740	LF7151740	J thermocouple	Pavailler	5000	ø 3 x 450	stainless steel, vetrotex cable, -40 to +450°C
6	7151734	LF7151734	J thermocouple	Pavailler	2500	ø 3 x 100	stainless steel, vetrotex cable, -40 to +450°C
6	7151735	LF7151735	J thermocouple	Pavailler	4500	ø 3 x 100	stainless steel, vetrotex cable, -40 to +450°C
6	7151743	LF7151743	J thermocouple	Pavailler	5000	ø 3 x 65	stainless steel, vetrotex cable

MECHANICAL TIMERS




1



2



3



4

Photo	LF Code	GEV Code	Model	Time range	Output(s)	Notes
1	3446104	350018	M2	60 min	2 (16A)	D shaft \varnothing 6 x 4,6 mm
1	5109576	350022	M2	120 min	2 (16A)	D shaft \varnothing 6 x 4,6 mm
2	3446256	350008	M2	120 min	2 (16A)	D shaft \varnothing 6 x 4,6 mm, bell
2	5108238	350040	M2	60 min	2 (16A)	D shaft \varnothing 6 x 4,6 mm, bell
3	3446146	110373	M2	60 min	-	-
3	3241830	110375	M2	120 min	-	-
4	3241174	110366	M2	universal	-	\varnothing 44 mm



1

Photo	LF Code	GEV Code	Model	Time range	Output(s)	Notes
1	3446156	350092	MI2	15 min	2 NO + 2 NC (16A)	dial 50 x 58 mm
1	3446157	350093	MI2	30 min	2 NO + 2 NC (16A)	dial 50 x 58 mm
1	3446158	350094	MI2	60 min	2 NO + 2 NC (16A)	dial 50 x 58 mm
1	3446159	350095	MI2	120 min	2 NO + 2 NC (16A)	dial 50 x 58 mm
1	3446160	350096	MI2	6 h	2 NO + 2 NC (16A)	dial 50 x 58 mm
1	3446161	LF3446161	MI2	12 h	2 NO + 2 NC (16A)	dial 50 x 58 mm



1

Photo	LF Code	GEV Code	Model	Time range	Notes
1	3446149	AS113507	S43V	15 min	dial 60 x 60 mm, bell
1	3446150	AS038736	S43V	30 min	dial 60 x 60 mm, bell
1	3446154	AS038737	S43V	60 min	dial 60 x 60 mm, bell
1	3446155	LF3446155	S43V	120 min	dial 60 x 60 mm, bell

TIMERS & CLOCKS

EVCO DIGITAL TIMERS



1



2



3



4

Photo	LF Code	GEV Code	Model	Voltage (V)	Output(s)	Time range	Dimensions (mm)	Notes
1	2102607	LF3446155	EV7003X7	230	3 CO(8A)	delayed start : 99h59', cooking timer : 99 min	66,5 x 66,5 x 90	cooking timer, delayed start, buzzer
1	7133086	LF7133086	EC7103D220	230	2 CO(5A)	0,1" to 99h59'	66,5 x 66,5 x 59	cooking timer, delayed start, buzzer
1	7133087	LF7133087	EC7103D024	24 AC	2 CO(5A)	0,1" to 99h59'	66,5 x 66,5 x 59	cooking timer, delayed start, buzzer
1	3445151	LF3445151	EV7702D7	230	2 CO(5A)	0,1" to 99h59'	66,5 x 66,5 x 59	cooking timer, delayed start, buzzer
2	7108752	LF7108752	EVK712D7	230	2 CO(8A)	0,1" to 99h59'	71 x 29 x 59	buzzer
2	7111946	LF7111946	EVK712D3	12/24 AC/DC	2 CO(5A)	0,1" to 99h59'	71 x 29 x 59	buzzer
3	7188863	LF7188863	EVK722D7	230	2 CO(8A)	0,1" to 99h59'	71 x 29 x 59	RTC, cooking timer, delayed start, buzzer
3	7188864	LF7188864	EVK722D3	12/24 AC/DC	2 CO(8A)	0,1" to 99h59'	71 x 29 x 59	RTC, cooking timer, delayed start, buzzer
4	7188887	LF7188887	EVK732D7	230	2 CO(8A)	0,1" to 99h59'	71 x 29 x 59	winemaking appliances

MCI DIGITAL TIMERS



1



2



3

Photo	LF Code	GEV Code	Model	Voltage (V)	Output(s)	Time range	Dimensions (mm)	Notes
1	3446177	LF3446177	694 TF	230	2 CO(5A)	99,59 min	66,5 x 66,5 x 43	-
1	3446181	LF3446181	694 TF	230	2 CO(5A)	99,59 h	66,5 x 66,5 x 43	-
1	7155532	LF3446181	694 EI1	230	1 CO(5A)	99,59 min	66,5 x 66,5 x 43	-
2	3446178	LF3446178	692 FE	230	1 CO(5A)	99 sec	66,5 x 66,5 x 43	intermittent ringing
2	3446184	LF3446184	692 FA	24 - AC	1 CO(5A)	99 min	66,5 x 66,5 x 43	continuous ringing
2	2104726	LF2104726	692 FA	12 - AC	1 CO(5A)	99 min	66,5 x 66,5 x 43	continuous ringing
3	3446180	LF3446180	693 F	230	2 CO(5A)	9,59 h	66,5 x 66,5 x 43	-
3	3446179	LF3446179	693 FE	230	1 CO(5A)	9,59 h	66,5 x 66,5 x 43	intermittent ringing

TIMERS & CLOCKS

OMRON TIMERS



1



2




3



4



5



6

Photo	LF Code	GEV Code	Model	Voltage (V)	Output(s)	Time range	Dimensions (mm)	Notes
1	40E5669	350200	H3DK-M1	24 to 240 - AC/DC	1 CO (5A)	1,2 sec to 1200 h	100 x 79 x 22	1 module Din slot
2	5121094	360537	H3DK-S1	24 to 240 - AC/DC	1 CO (5A)	0,1 sec to 1200 h	100 x 79 x 22	1 module Din slot
3	5034025	LF5034025	H3CR-A	100 to 240 - AC 100 to 125 - DC	2 CO (5A)	0,05 sec to 300 h	45 x 45 x 97	11 pole socket
4	4002476	LF4002476	H3CR-A8	24 to 48 - AC 12 to 48 - DC	2 CO (5A)	1,2 sec to 300 h	45 x 45 x 97	8 pole socket
5	5116948	380136	11 pole socket	-	-	-	65 x 28 x 40	suitable to H3CR-A
6	3351154	380137	8 pole socket	-	-	-	65 x 28 x 40	suitable to H3CR-A8

CROUZET TIMERS

NEW



1




2



3



4



5

Photo	LF Code	GEV Code	Model	Voltage (V)	Output(s)	Time range	Dimensions (mm)	Notes
1	7159627	380137	TMR48A (88.886.106)	12 to 240 - AC/DC	2 CO (5A)	0,02 sec to 300 h	45 x 45 x 97	8 pole socket
1	7159628	704966	TMR48L (88.886.516)	12 to 240 - AC/DC	2 CO (5A)	0,02 sec to 300 h	45 x 45 x 97	8 pole socket
1	3446248	LF3446248	TMR48U (88.886.016)	12 to 240 - AC/DC	2 CO (5A)	0,02 sec to 300 h	45 x 45 x 97	8 pole socket
2	7159629	LF3446248	TMR48X (88.886.116)	12 to 240 - AC/DC	2 CO (5A)	0,02 sec to 300 h	45 x 45 x 97	11 pole socket
3	7159626	704967	TMR48D (GDF1R10MV2)	12 to 240 - AC/DC	1 CO (5A)	0,01 sec to 9999 h	45 x 45 x 97	11 pole socket
4	5116948	380136	11 pole socket	-	-	-	65 x 28 x 40	suitable to TMR48 A, L, U
5	3351154	380137	8 pole socket	-	-	-	65 x 28 x 40	suitable to TMR48 X, D

TIMERS & CLOCKS

CDC TIMERS

NEW



1



2

Photo	LF Code	GEV Code	Model	Voltage (V)	Output(s)	Time range	Dimensions (mm)	Notes
1	3446085	LF3446085	TN80 Sc.857	24/230 AC/DC	2 CO (8A)	0,5 sec to 10 h	45 x 45 x 85	8 pole socket
2	3322950	360193	13102/24	230	2 CO (16A)	24 h (defrosting 1 to 60 min)	70 x 60 x 80	ventilator delay time 0 to 14 min

HAGER CLOCKS



1



2



3



4

Photo	LF Code	GEV Code	Model	Voltage (V)	Output(s)	Time range	Dimensions (mm)	Notes
1	3322900	360184	EH710	230	1 CO (16A)	24 h	72 x 72	72 intervals
1	3446148	360788	EH711	230	1 CO (16A)	24 h	72 x 72	72 intervals, with running reserve
2	3322354	LF3322354	EH011	230	1 CO (16A)	24 h	1 module Din slot	with running reserve
3	3322355	LF3322355	EH211	230	1 CO (16A)	24 h	2 module Din slot	with running reserve
4	3322356	360496	EH111	230	1 CO (16A)	24 h	3 module Din slot	with running reserve

THEBEN CLOCKS



1



2

Photo	LF Code	GEV Code	Model	Voltage (V)	Output(s)	Time range	Dimensions (mm)	Notes
1	3211920	LF3211920	FRI77G	230	2 CO (16A)	24 h (defrosting 2 to 60 min)	105 x 105 x 61	adjustable ventilator delay time
2	2102074	LF2102074	FRI77G2	230	2 CO (16A)	24 h (defrosting 2 to 60 min)	2 module Din slot, 82 x 55 x 48	adjustable ventilator delay time
2	3446233	LF3446233	FRI77H2	230	2 CO (16A)	24 h (defrosting 2 to 60 min)	2 module Din slot, 82 x 55 x 48	-

LEGRAND CLOCKS

NEW



1



2



3



4


Photo	LF Code	GEV Code	Model	Voltage (V)	Output(s)	Time range	Dimensions (mm)	Notes
1	7153000	360422	MicroRex QT31F	230	1 CO (16A)	24 h (defrosting 1 to 60 min)	4 module Din slot, 114 x 72 x 60	48 intervals
2	3446260	360421	MicroRex T31F	230	1 CO (16A)	24 h (defrosting 1 to 60 min)	3 module Din slot, 85 x 54 x 68	48 intervals
3	7153001	360418	PolarRex QKT	230	1 CO (16A)	24 h (defrosting 1 to 60 min)	4 module Din slot, 114 x 72 x 60	48 intervals
3	7153002	360420	PolarRex QKKT	230	2 CO (16A)	24 h (defrosting 1 to 60 min)	4 module Din slot, 114 x 72 x 60	48 intervals, ventilator delay time 1 to 60 min
3	3446249	360419	PolarRex KKT	230	2 CO (16A)	24 h (defrosting 1 to 60 min)	4 module Din slot, 114 x 72 x 60	48 intervals, ventilator delay time 1 to 60 min
4	7153003	360423	AlphaRex D21	230	1 CO (16A)	24 h (defrosting 1 to 60 min)	2 module Din slot, 85 x 36 x 68	56 intervals
4	7159630	360424	AlphaRex D22	230	2 CO (16A)	24 h (defrosting 1 to 60 min)	2 module Din slot, 85 x 36 x 68	28 intervals, adjustable ventilator delay time

FLASH CLOCKS

NEW



1



2



3

Photo	LF Code	GEV Code	Model	Voltage (V)	Output(s)	Time range	Dimensions (mm)	Notes
1	3446262	360183	16021	230	1 CO (16A)	24 h	72 x 72	72 intervals, with running reserve
2	5111090	360426	Monomat	230	1 NO (16A)	24 h (defrosting 15 min to 7 days)	1 module Din slot, 115 x 18 x 68	96 intervals, with running reserve
2	7153004	360262	Monotron 124	230	1 CO (16A)	24 h (defrosting 1 to 1430 min)	1 module Din slot, 115 x 18 x 68	20 intervals, with running reserve
3	7160442	360414	Monotron 300CS	230	2 CO (16A)	24 h (defrosting 1 to 60 min)	2 module Din slot, 115 x 36 x 68	56 intervals, with running reserve

TIMERS & CLOCKS

OEM TIMERS & CLOCKS


NEW



1



2



3



4



5



6

Photo	LF Code	GEV Code	Description	OEM	Appliance	OEM code	Notes
1	5042562	LF5042562	4D double timer	Eurofours	convection, MS, MP, NG, RP-12, RP-24 ovens	0001-23010028	clips included
2	3446263	LF3446263	Flash daily clock	Panimatic	refrigeration	F010013039	-
3	7126826	LF7126826	Saia KKH30200R6E1N29 timer	Panimatic	fermentation room	F010013001	2 cams, 60 h cycle
4	5143494	LF5143494	CDC TY92 timer	VMI	mixer	BELEC239M	-
5	5164734	LF5164734	0/20 timer	VMI	mixer	BELEC106Q	-
6	7126696	LF7126696	SSA 212601 timer	VMI	BV22 mixer	BELEC190C	-

MCI COUNTERS

NEW



1



2

Photo	LF Code	GEV Code	Model	Voltage (V)	Input(s)	Output(s)	Dimensions (mm)	Notes
1	7155591	LF7155591	614 water flow counter	24 AC	1 on/off + 1 dozer impulse (1 imp/l)	1 CO (5A)	66,5 x 66,5 x 43	0 to 9999 liter display
1	7108256	LF7108256	614DP water flow counter	24 AC	1 on/off + 1 dozer impulse (10 imp/l)	1 CO (5A)	66,5 x 66,5 x 43	0 to 999,9 liter display
2	5142570	LF5142570	Contax 40A single phase kWh counter	230	40 A max	18 to 27 VDC (1000 imp/kWh)	1 module Din slot, 118 x 18 x 63	6 digit mechanical display
2	5142571	LF5142571	Contax 40A single phase kWh counter	230	40 A max	18 to 27 VDC (1000 imp/kWh)	1 module Din slot, 118 x 18 x 63	MID agreement, 6 digit mechanical display

THERMOSTATIC

CONTACT THERMOSTATS - NC - AUTOMATIC RESET



1



2

Photo	LF Code	GEV Code	Voltage (V)	Current (A)	Cut-off temperature
1	3443060	390123	250	10	50°C
1	3444608	390301	250	10	60°C
1	3443049	390518	250	10	70°C
2	3444606	390705	250	10	80°C
1	5016360	375638	250	10	90°C
2	3319515	LF3319515	250	10	100°C

Photo	LF Code	GEV Code	Voltage (V)	Current (A)	Cut-off temperature
2	5030555	390772	250	16	110°C
2	3319516	LF3319516	250	10	120°C
2	1443077	390739	250	16	130°C
1	3443052	390503	250	16	135°C
2	1443076	LF1443076	250	16	150°C
1	5054352	LF5054352	250	10	230°C

SINGLE PHASE COOKING THERMOSTATS



1



2

Photo	LF Code	GEV Code	Voltage (V)	Temperature range	Output(s)	Probe dimensions (mm)	Capillary length (mm)	Related knob code (ø 50 mm - photo 2)
1	3744069	375381	250	30 to 90°C	1 CO (16A)	ø 6 x 130	2000	3241721 / 111934
1	5103773	375386	250	30 to 110°C	1 CO (16A)	ø 6 x 130	2000	2101570 / 110119
1	5010864	375367	250	95 to 180°C	1 CO (16A)	ø 6 x 130	2000	3241827 / 112121
1	3444628	375349	250	50 to 250°C	1 CO (16A)	ø 3 x 180	800	2110628 / 110122
1	5093046	LF5093046	250	50 to 300°C	1 CO (16A)	ø 3 x 153	1000	3444441 / 110123
1	3444305	375247	250	50 to 500°C	1 CO (16A)	ø 4 x 230	900	3444187 / 111533

THREE PHASE COOKING THERMOSTATS



1



2

Photo	LF Code	GEV Code	Voltage (V)	Temperature range	Output(s)	Probe dimensions (mm)	Capillary length (mm)	Related knob code (ø 50 mm - photo 2)
1	3744064	375019	250	30 to 90°C	3 CO (16A)	ø 6 x 130	900	3241721 / 111934
1	3444076	375671	250	30 to 110°C	3 CO (16A)	ø 6 x 130	1200	2101570 / 110119
1	3744055	375058	400	95 to 180°C	3 CO (10A)	ø 6 x 120	1480	3241827 / 112121
1	3444044	390074	400	50 to 250°C	3 CO (10A)	ø 3 x 180	1300	2110628 / 110122
1	3444561	375038	380	50 to 300°C	3 CO (16A)	ø 6 x 80	1740	3444441 / 110123
1	3444714	375132	380	50 to 500°C	3 CO (16A)	ø 4 x 230	1200	3444187 / 111533

THERMOSTATIC

REFRIGERATION THERMOSTATS




Photo	LF Code	GEV Code	Voltage (V)	Temperature range	Output(s)	Probe dimensions (mm)	Capillary length (mm)
1	3744229	390010	400	-35 to +35°C	1 CO (16A)	∅ 6 x 110	1500
2	3744230	390673	400	0 to +40°C	1 CO (16A)	∅ 6 x 110	1500
3	1444051	LF1444051	250	0 to +120°C	1 CO (16A)	∅ 6,5 x 95	920
4	3444392	LF3444392	240	50 to 300°C	1 CO (16A)	∅ 4 x 100	900
5	3744129	390012	250	-35 to +35°C	1 CO (10A)	∅ 6 x 105	1500
5	3744231	390674	250	0 to +40°C	1 CO (10A)	∅ 6 x 105	1500
6	3744130	390011	250	-35 to +35°C	1 CO (10A)	∅ 6 x 105	-

ENERGY REGULATORS



Photo	LF Code	GEV Code	Voltage (V)	Current (A)
1	3350067	380038	24	16
1	3350065	380037	230	12
1	3350066	380039	400	7

Photo	LF Code	GEV Code	Diameter (mm)	Color
2	3241726	112520	∅ 45	black
3	5069708	112646	∅ 45	white

THERMOMETERS



Photo	LF Code	GEV Code	Dial dimensions (mm)	Temperature range	Output(s)	Probe dimensions (mm)	Capillary length (mm)
1	3441081	541081	58 x 25	-40 to +40 °C	1500	ø 8,5 x 20	white
1	3441033	541095	58 x 25	0 to 120 °C	3000	ø 6 x 20	white
2	3441079	541414	62 x 11	-40 to +40 °C	1500	ø 8,5 x 20	white
2	3441055	541306	62 x 11	20 to 130 °C	2000	ø 6 x 15	black
3	3441002	LF3441002	ø 52	-40 to +40 °C	2500	ø 7,5 x 40	black
3	3441091	AS086177	ø 52	0 to 120 °C	1500	ø 6 x 40	white
3	3441025	LF3441025	ø 52	50 to 350 °C	1500	ø 4 x 120	white
4	3441901	542479	ø 52	-40 to +40 °C	1500	ø 6 x 50	white
4	5033193	541413	ø 52	0 to 120 °C	1500	ø 6 x 35	white
5	3441003	541082	ø 60	-40 to +40 °C	2000	ø 6 x 150	white
5	3441066	541791	ø 60	0 to 120 °C	1500	ø 6 x 34	white
5	3441027	LF3441027	ø 60	50 to 350 °C	1500	ø 4 x 105	white
5	5039204	542539	ø 65	0 to 600 °C	1500	ø 8 x 145	black

MOTORS

OVEN CONVECTION MOTORS



Photo	LF Code	GEV Code	Model	Suitable to	OEM code
1	5098918	LF5048979	LGB MFA80H25	Bake Off	753000122
2	5084831	500170	Hanning L7 3 pha IG ED	Eloma	EL0580287
3	5015672	601474	Hanning L5ow2B-317	Eloma	EL0693286
4	7111187	LF7111187	Fir 2778	Eurofours	0001-08040001
5	7117295	LF7117295	Fir 1079A6354	Eurofours	0001-08040030
6	5120306	LF5120306	Hanning L9	Miwe	504633.55




Photo	LF Code	GEV Code	Model	Suitable to	OEM code
1	7118608	LF7118608	Saf 80/4-B75	Pavailler	AF200033940
2	2102487	LF2102487	Fir 1079T4410	Salva	1441002700
3	3240325	601856	K48210 M01616	Salva	1420370000
4	5023956	LF5023956	L7nw84D1-238	Wiesheu	34061H
5	5056734	500664	Fir 1020A2353	Zanolli	MOTO0196

OVEN MOTORS WITH FAN

NEW

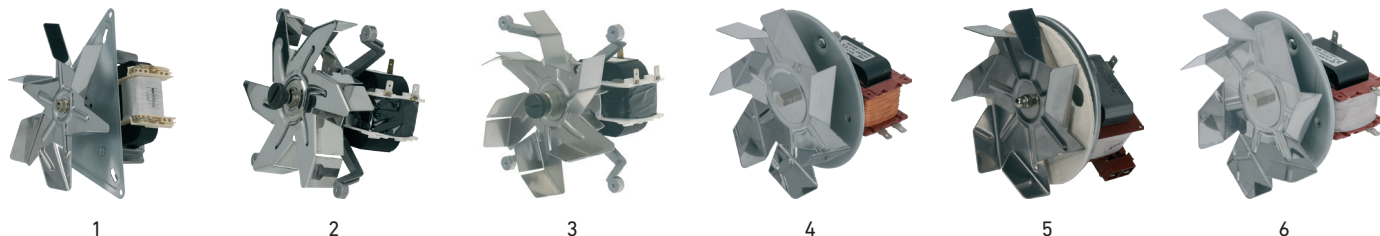


Photo	LF Code	GEV Code	Model	Voltage (V)	Power (W)	Fan diameter (mm)	Suitable to
1	3240512	601249	EBM R2K150-AC01-15	230	32	ø 150	universal
2	3240310	601016	Heidrive 850 110 1001 2A	230	45	ø 150	universal
3	3240494	601268	Heidrive 113 300 0165 1C	230	27	ø 150	universal
4	7113691	601011	Elica C25-8023	240	40	ø 150	universal
5	3240000	601339	IMS 80776VR	220	45	ø 150	Salva, Unox
6	5109783	601125	Elica C30R0479	220	45	ø 150	Unox

OTHER OVEN MOTORS

NEW




Photo	LF Code	GEV Code	Purpose	Model	Voltage (V)	Suitable to	OEM code
1	7132128	LF7132128	oura motor	Gruner 227SZ-230-0	230	Eurofours	0001-08080010
2	5120067	501509	oura motor	Gruner 225S-230T-0	230	Miwe	506605.34
3	7127465	LF7127465	fan motor	Nidec 3° 4P	230/400	Pavailler	AF200033920
4	5137752	LF5137752	oura motor	Belimo LMC24A 5NM	24	Salva	77800224
5	5137753	LF5137753	oura motor	Belimo LDA02-24 2N	24	Salva	70100238
6	5137810	LF5137810	gear motor	Vela STM VL2 712-6	230/400	Salva	1340120002

MOTORS

MIXER MOTORS

NEW




Photo	LF Code	GEV Code	Model	Voltage (V)	Suitable to
1	40D7271	LF40D7271	SPEMX5	230	Dito Sama
2	7113796	LF7113796	XBE5	230	Dito Sama
3	3340074	LF3340074	D18/T 300	230	Dito Sama
4	40KQ669	LF40KQ669	TU-DA80-4PC/02	240/415	Dito Sama
5	5146094	LF5146094	W10517939	230	Kitchenaid
6	5064381	LF5064381	CL.155	230	Sammic

STIRRER MOTORS

NEW




Photo	LF Code	GEV Code	Manufacturer	Model	Voltage (V)	Power (W)	Shaft length (mm)	Propeller diameter (mm)
1	7101241	LF7101241	Elco	N7.30.679	230	7	250	ø 45
2	3240807	LF3240807	EBM-Papst	M4S068-BF08-24	230	5,8	197	-
2	3240808	LF3240808	EBM-Papst	M2E068-DF11-43	230	45	222	-
3	7110668	LF7110668	propeller	-	-	-	M5	ø 46
4	3240567	LF3240567	Coprel MIX	15-1 INC BB 17	230	17	150	ø 44
4	3240775	LF3240775	Coprel MIX	20-1 CRO INC B	230	20	135	ø 44
5	5093213	501607	Trial	0C-012 20 2400	230	20	153	ø 45
6	3340191	LF3340191	Sap	H	230	14,8	165	ø 40
6	2105673	LF2105673	Sap	H-L	230	14,8	215	ø 40

MOTOR BRUSHES

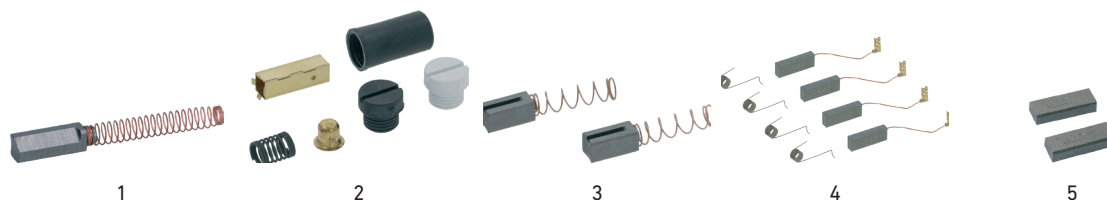


Photo	LF Code	GEV Code	Dimensions (mm)	Quantity	Suitable to
1	9240014	696409	6 x 6 x 19	1	Kitchenaid
2	5032203	LF5032203	6 pieces set	1	Kitchenaid
3	5036011	LF5036011	6 x 6 x 13	2	Sammic
4	9240065	AS136960	6 x 11 x 29	4	Sammic
5	7150529	LF7150529	5 x 10 x 25	2	Dito Sama

MOTOR CAPACITORS



LF Code	GEV Code	Capacity (µF)	Dimensions (mm)	LF Code	GEV Code	Capacity (µF)	Dimensions (mm)
3068091	LF3068091	1	ø 30 x 51	3068023	LF3068023	15	ø 35 x 71
3068092	LF3068092	1,5	ø 30 x 51	3068024	LF3068024	16	ø 35 x 71
3068001	LF3068001	2	ø 30 x 51	3068026	LF3068026	18	ø 40 x 71
3068093	LF3068093	2,5	ø 30 x 51	3068027	LF3068027	20	ø 40 x 71
3068313	LF3068313	3	ø 30 x 51	3068085	LF3068085	22	ø 40 x 71
3068077	LF3068077	3,5	ø 30 x 51	3068155	LF3068155	25	ø 45 x 71
3068006	LF3068006	4	ø 30 x 51	3068156	LF3068156	30	ø 45 x 71
3068137	LF3068137	4,5	ø 30 x 51	3068087	365225	35	ø 45 x 91
3068008	LF2102878	5	ø 30 x 51	5154621	LF3068142	40	ø 45 x 91
3068078	LF3068078	6	ø 30 x 51	3068177	LF3068088	45	ø 45 x 116
3068138	LF3068138	7	ø 30 x 51	3068175	LF3068072	50	ø 45 x 116
3068079	LF3068079	8	ø 30 x 71	3068089	LF3068089	55	ø 45 x 116
3068149	LF3068149	9	ø 30 x 71	3068090	LF3068090	60	ø 45 x 116
3068016	365233	10	ø 30 x 71	3068073	LF3068073	65	ø 50 x 116
3068017	LF3068017	11	ø 30 x 71	3068074	LF3068074	70	ø 50 x 116
3068152	LF3068152	12	ø 35 x 71	3068075	LF3068075	80	ø 55 x 116
3068019	LF3068019	12,5	ø 35 x 71	3068076	LF3068076	90	ø 55 x 116
3068082	LF3068082	14	ø 35 x 71	3068151	LF3068151	100	ø 55 x 116

Voltage 450V, Capacity tolerance ±5%, Frequency 50/60Hz, Fixing screws M8 or M12

REFRIGERATION MOTORS

EMI FAN MOTORS

NEW



LF Code	GEV Code	Model	Voltage (V)	Power in (W)	Power out (W)	Rotation speed (rpm)
3240637	602214	5-82-CE-1305	230	50	5	1300
3240635	602213	5-82-CE-2010	230	40	10	1300
3240636	602273	5-82-CE-3016	230	70	16	1300
3340124	602215	5-82-CE-4025	230	115	25	1300

ELCO FAN MOTORS



LF Code	GEV Code	Model	Voltage (V)	Power in (W)	Power out (W)	Rotation speed (rpm)
3240210	601430	N 5-13	230	32	5	1300
3240211	601427	N 10-20	230	38	10	1300
3240902	601528	N 16-25	230	65	16	1300
3240903	601529	N 25-40	230	95	25	1300
3240904	601530	N 34-45	230	120	34	1300

EBMPAPST FAN MOTORS



LF Code	GEV Code	Model	Voltage (V)	Power in (W)	Power out (W)	Rotation speed (rpm)
3240581	601756	M4Q045-BD01-75	230	29	5	1300
3240580	601757	M4Q045-CA03-75	230	36	10	1300
3240626	601758	M4Q045-CF01-75	230	29	16	1300
3240627	601759	M4Q045-DA01-75	230	70	18	1300
3240628	601760	M4Q045-EA01-75	230	90	25	1300
3240629	601761	M4Q045-EF01-75	230	110	34	1300

ZIEHL-ABEGG FAN MOTOR

NEW



LF Code	GEV Code	Model	Voltage (V)	Power in (W)	Power out (W)	Rotation speed (rpm)
7114790	LF7114790	MK34 + grid	230	117	34	1330

FAN SUCKING PROPELLERS



1



2

Photo	LF Code	GEV Code	Diameter (mm)	Pitch (°)	Material
1	3240960	601566	154	28	aluminium
1	3240961	601553	172	28	aluminium
1	1240373	LF1240373	172	40	aluminium
1	3240220	601070	200	28	aluminium
1	3240222	601283	230	28	aluminium
1	3240964	601567	254	28	aluminium
1	3240965	601410	300	28	aluminium
2	3230001	602090	100	30	plastic

FAN BLOWING PROPELLERS



1



2

Photo	LF Code	GEV Code	Diameter (mm)	Pitch (°)	Material
1	3240411	601568	154	28	aluminium
1	3240412	601569	172	28	aluminium
1	3240393	601570	200	28	aluminium
1	3240394	601571	230	28	aluminium
1	5115024	601572	254	28	aluminium
1	3240403	601574	300	28	aluminium
2	3230002	602089	100	30	plastic

REFRIGERATION MOTORS

FAN MOTOR SUPPORTS




Photo	LF Code	GEV Code	Model	Height (mm)
1	3240951	601075	straight	52
1	3240221	601576	straight	72
1	3240223	601076	straight	84
1	3240954	601578	straight	109
2	3805029	LF3805029	adjustable	72 to 150

Photo	LF Code	GEV Code	Model	Height (mm)
3	3805024	LF3805024	cross	59
3	3805025	LF3805025	cross	73
3	3805026	LF3805026	cross	82
3	3805027	LF3805027	cross	112
3	3805028	LF3805028	cross	120

FAN MOTOR RINGS

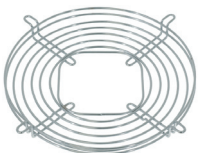
NEW



LF Code	GEV Code	Suitable fan diameter (mm)	External diameter (mm)	Height (mm)
3240408	601585	154	200	49
3240969	601586	172	220	49
3240970	601587	200	248	49
3240409	601588	230	278	49
3240971	601589	254	302	49
3240972	601590	300	350	49

FAN MOTOR GRIDS

NEW



LF Code	GEV Code	Suitable fan diameter (mm)	External diameter (mm)	Height (mm)
3185088	601581	200	25	236
3185093	601582	230	27	266
3185089	602226	254	25	290
3185949	LF3185949	254	50	300
3185090	602227	300	28	344

TANGENTIAL FANS (Ø 60 mm)



Photo	LF Code	GEV Code	Model	Voltage (V)	Power (W)	Length (mm)	Air flow (m3/h)	Motor position
1	3526148	LF3526148	TFR90/20-1RFNHT	230	23	90	92	right
1	3526153	602155	TFR180/20-1AFNHT	230	25	180	120	right
1	3526963	601798	TFR240/20-1RFNHT	230	25	240	135	right
1	3526155	LF3526155	TFR270/20-1RFNHT	230	26	270	195	right
1	3526965	602224	TFR300/20-1RFNHT	230	25	300	205	right
1	3526157	602077	TFR360/20-1RFNHT	230	26	360	190	right
2	3526147	LF3526147	TFL90/20-1RFNHT	230	23	90	92	left
2	3526150	602284	TFL180/20-1RFNHT	230	25	180	120	left
2	3526964	601797	TFL240/20-1RFNHT	230	25	240	135	left
2	3526154	601057	TFL270/20-1RFNHT	230	26	270	195	left
2	3526966	LF3526966	TFL300/20-1RFNHT	230	25	300	205	left
2	3526156	601947	TFL360/20-1RFNHT	230	26	360	190	left
3	3526165	601455	TFD180/30-1RFNHT	230	45	2 x 180	2 x 120	centre
3	3526220	602233	TFD240/30-1RFN 6	230	45	2 x 240	2 x 140	centre
3	3526161	LF3526161	TAD27B-023	230	28	2 x 270	2 x 195	centre

For heating element modules, see BURNER & HEATING ELEMENTS chapter

EBMPAPST AXIAL FANS

NEW



LF Code	GEV Code	Model	Voltage (V)	Power (W)	Diameter (mm)	Rotation speed (rpm)	Air flow direction	Required capacity (µF)
5065202	LF5065202	A4S250-AH02-01	230	69	250	1390	S	-
3340169	601619	A4E300-AS72-01	230	72	300	1380	S	2
3340054	LF3340054	A4D300-AS34-01	400	68	300	1300	S	-
2102390	LF2102390	A4E315-AS20-01	230	110	315	1350	S	3
3240549	601625	A4E330-AP18-01	230	110	330	1400	S	4
3540011	LF3540011	A4E350-AN02-01	230	165	350	1340	S	4
3240486	LF3240486	A4E400-AP02-01	230	160	400	1430	S	6
3340147	LF3340147	A4D400-AP12-01	400	135	400	1450	S	-
3240388	602045	A4E450-AP01-01	230	245	450	1400	S	8
3340148	LF3340148	A4D450-AP01-01	400	200	450	1380	S	-
3240488	601622	A4E315-AC08-18	230	95	315	1370	B	3
2102318	LF2102318	A4E330-AB16-19	230	100	330	1350	B	4
2101782	LF2101782	A4E400-AQ12-02	230	150	400	1400	B	5

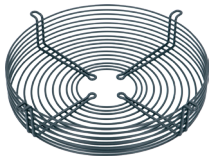
FANS

EBMPAPST AXIAL FANS




LF Code	GEV Code	Model	Voltage (V)	Power (W)	Diameter (mm)	Rotation speed (rpm)	Air flow direction	Notes
5075849	602274	W1G200-EC91-44	230	31	200	1500 to 2100	S	flat plugs
7115127	LF7115127	W2E200-AE31-08	230	56	200	2750	S	450 mm wires
7103275	LF7103275	W1G300-CB19-01	230	30	200	1100	S	grid, duct & support included
3540070	LF3540070	W1G230-EB89-23	230	13	230	1500 to 2100	S	450 mm wires
5045671	LF5045671	W2E300-CA10-17	230	200	300	2600	S	450 mm wires

AXIAL FAN GRIDS



1



2

Photo	LF Code	GEV Code	Diameter (mm)	Suitable fan type
1	3240557	601954	250	sucking
1	3240558	LF3240558	250	blowing
1	3240560	601949	300/315	sucking
2	2102231	LF2102231	300	sucking
2	3240559	LF3240559	330	sucking
2	3240561	601950	350	blowing / sucking
2	2102235	LF2102235	400	blowing / sucking
2	3240562	601956	400	blowing / sucking
2	3240492	601957	450	blowing / sucking
2	3085001	LF3085001	450	blowing / sucking
2	3340145	601953	500	blowing / sucking

EBMPAPST COMPACT AXIAL FANS

NEW




Photo	LF Code	GEV Code	Model	Dimensions (mm)	Voltage (V)	Power (W)	Air flow (m ³ /h)	Connection	Bearing type
1	1240052	LF1240052	612NGH	60 x 60 x 25	12 - DC	2,6	46	310 mm wires	sleeve
2	1240053	LF1240053	8412N	80 x 80 x 25	12 - DC	2	69	310 mm wires	ball
2	1240208	LF1240208	8414N	80 x 80 x 25	24 - DC	2	69	310 mm wires	ball
2	3540037	601826	8556V	80 x 80 x 38	230	12	50	flat plugs	ball
3	3540009	602234	3412N	92 x 92 x 25	12 - DC	2,2	84	310 mm wires	ball
3	3240518	601074	3414N	92 x 92 x 25	24 - DC	2,3	84	310 mm wires	ball
3	3240660	601082	3956	92 x 92 x 25	230	11	59	flat plugs	ball
3	3240613	601633	3656	92 x 92 x 38	230	12	75	310 mm wires	ball
4	3540023	602245	4412F	119 x 119 x 25	12 - DC	5,3	170	310 mm wires	ball
4	3540035	602053	4414F	119 x 119 x 25	24 - DC	5	170	310 mm wires	ball
4	3240614	601634	9956	119 x 119 x 25	230	14	117	flat plugs	ball
4	3540036	601656	4114NHH	119 x 119 x 38	24 - DC	12,4	260	310 mm wires	ball
4	1240390	601089	4650N	119 x 119 x 38	230	19	160	flat plugs	sleeve
5	3240563	601635	5958	127 x 127 x 38	230	18	180	flat plugs	ball
6	3540033	601793	5656S	135 x 135 x 38	230	230	235	flat plugs	ball



Photo	LF Code	GEV Code	Model	Dimensions (mm)	Voltage (V)	Power (W)	Air flow (m ³ /h)	Connection	Bearing type
1	3240634	601113	W2E142-BB01-01	172 x 150 x 38	230	29	330	flat plugs	ball
2	3540013	LF3540013	W2E250-HQ52-12	280 x 280 x 80	230	136	1230	terminal strip	ball
3	3240520	601088	W2S130-AA03-01	Ø 155 x 55	230	45	325	330 mm wires	ball
3	3240593	601631	W2S130-BM03-01	Ø 155 x 55	230	47	380	330 mm wires	ball
4	3340130	601755	W2E143-AA09-01	Ø 172 X 51	230	24	375	flat plugs	ball

FANS

COMPACT AXIAL FANS (IMPORT)



1



2



3



4



5

Photo	LF Code	GEV Code	Brand	Dimensions (mm)	Voltage (V)	Power (W)	Air flow (m3/h)	Connection	Bearing type
1	7108241	LF7108241	Sunon	60 x 60 x 25	12 - DC	1,55	40	310 mm wires	sleeve
1	3540028	601679	Sunon	60 x 60 x 25	24 - DC	1,25	40	310 mm wires	magnetic
1	3540027	LF3540027	Sunon	60 x 60 x 25	230	4	30	140 mm wires	magnetic
2	5004018	601438	Sunon	80 x 80 x 25	12 - DC	2,7	90	310 mm wires	magnetic
2	3540041	601439	Adda	80 x 80 x 25	24 - DC	3,85	66	310 mm wires	ball
2	3240502	LF3240502	Sunon	80 x 80 x 25	230	14	31	310 mm wires	ball
2	3240337	LF3240337	Sunon	80 x 80 x 38	230	18	41	310 mm wires	ball
3	3540044	601747	Adda	92 x 92 x 25	12 - DC	3	83	310 mm wires	ball
3	3540045	601680	Adda	92 x 92 x 25	24 - DC	3,6	83	310 mm wires	ball
3	3240503	LF3240503	Sunon	92 x 92 x 25	230	14,5	51	flat plugs	ball
3	1540001	LF1540001	Sunon	92 x 92 x 38	24 - DC	12,2	204	310 mm wires	ball
4	3540047	601158	Adda	120 x 120 x 25	12 - DC	4,44	149	310 mm wires	ball
4	3540048	601159	Adda	120 x 120 x 25	24 - DC	3,12	149	310 mm wires	ball
4	3340156	LF3340156	Sunon	120 x 120 x 25	230	19	112	flat plugs	ball
4	3540050	601712	Adda	120 x 120 x 38	12 - DC	14,4	289	310 mm wires	ball
4	3540051	601705	Adda	120 x 120 x 38	24 - DC	6,2	178	310 mm wires	ball
4	3240501	601692	Sunon	120 x 120 x 38	230	22	165	310 mm wires	ball
5	3540052	601457	Adda	127 x 127 x 38	12 - DC	12,72	328	310 mm wires	ball



1



2



3



4

Photo	LF Code	GEV Code	Model	Dimensions (mm)	Voltage (V)	Power (W)	Air flow (m3/h)	Connection	Bearing type
1	3540060	601132	Commonwealth FP-108C	162 x 150 x 55	230	46	356	310 mm wires	ball
2	3240504	602271	Costech C17B23HTBF00	172 x 150 x 38	230	27	300	flat plugs	ball
3	3340157	602263	Sunon A2175-HBT-TC.GN	172 x 150 x 51	230	25	345	flat plugs	ball
4	3540053	601706	Adda AK1652HB	172 x 150 x 51	230	59,8	292	flat plugs	ball

ACCESSORIES FOR COMPACT AXIAL FANS

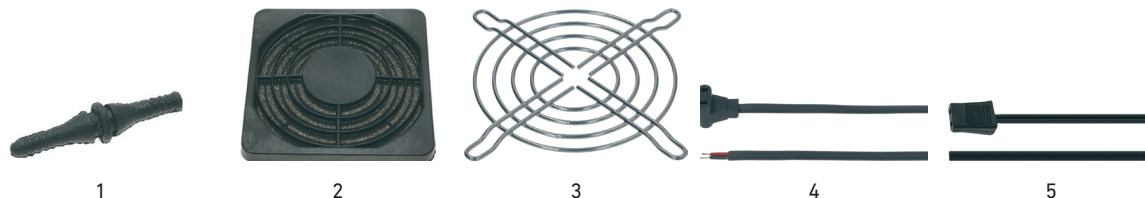


Photo	LF Code	GEV Code	Description	Dimensions (mm)
1	3240880	LF3240880	anti-vibration rubber	-
2	3540002	LF3540002	air filter	119 x 119
3	3240612	LF3240612	grid	80 x 80
3	3240611	LF3240611	grid	92 x 92
3	3240600	692497	grid	119 x 119

Photo	LF Code	GEV Code	Description	Dimensions (mm)
4	3240521	551318	angled plug	610
5	3805036	LF3805036	straight plug	1500
5	3805037	550898	straight plug	2000
5	2101758	LF2101758	straight plug	3000

EBMPAPST RADIAL FANS



Photo	LF Code	GEV Code	Model	Dimensions (mm)	Voltage (V)	Power (W)	Air flow (m3/h)	Sound volume (dB)	Required capacity (µF)
1	7102749	601833	R2S133-AE17-05	Ø 133	230	36	280	61	-
2	2102142	LF2102142	R2S175-AB56-01	Ø 175	230	53	440	61	-
3	3240651	LF3240651	R2E180-CB28-01	Ø 180	230	60	570	63	1,5
4	3240485	LF3240485	R2E190-RA26-57	Ø 190	230	60	570	62	2
5	3805035	LF3805035	R2E220-AA40-05	Ø 220	230	85	860	73	3
6	5056068	LF5056068	R2E225-RA92-09	Ø 225	230	155	1200	69	3,5

FANS

OEM FANS

NEW




Photo	LF Code	GEV Code	Model	OEM	OEM code	Notes
1	7101177	LF7101177	compact axial fan	Bongard	AF1W0000265	142 mm
2	7123535	LF7123535	radial fan	Bongard	AF3W0002264	220/45R 2RRE25
3	7124252	LF7124252	compact axial fan	Bongard	AF3W0002006	120x120x38 mm
4	5110958	601768	tangential fan	Miwe	601768	Ø 90 mm, TAL 90/397/N
5	3540065	LF3540065	compact axial fan	Panimatic	F010022007	cabinet C87, P87, P46, P58
6	3540066	LF3540066	axial fan + grid	Panimatic	F010022262	P58



Photo	LF Code	GEV Code	Model	OEM	OEM code	Notes
1	3540067	LF3540067	axial fan + grid	Panimatic	F010022264	C87, P87
2	3805056	LF3805056	tangential fan	Panimatic	F010022102	cold, hot or fermentation cabinet
3	7108925	LF7108925	compact axial fan	Panimatic	F010022006	growth chamber 14TK
4	5137961	LF5137961	compact axial fan	Salva	70608038	Sunon SF2308A
5	5137962	LF5137962	axial fan + grid	Salva	1430074012	CVA-K/10
6	5137963	LF5137963	axial fan + grid	Salva	1440621033	CVA-M/13

CENTRIFUGAL FANS

NEW



LF Code	GEV Code	Model	Voltage (V)	Current (A)	Power (W)	Number of speed	Number of pole	Air flow (m3/h)
3526251	602228	DD 7/7	230	2	145	1	4	1500
3526252	LF3526252	DD 9/7	230	3	245	3	6	2550
3526253	601506	DD 9/9	230	5	370	3	4	3000
3526254	LF3526254	DD 10/8	230	3,3	245	3	6	3500
3526255	LF3526255	DD 10/10	230	3,5	245	3	6	4000
3526256	LF3526256	DD 12/9	230	6	590	1	6	4500
3526257	LF3526257	DD 12/12	230	9	735	1	6	6500

CENTRIFUGAL FANS

NEW



1



2



3



4

Photo	LF Code	GEV Code	Model	Voltage (V)	Power (W)	Input diameter (mm)	Exhaust dimensions (mm)	Air flow (m3/h)
1	7155658	LF7155658	VC55	230	16	Ø 55	38 x 35	34
2	7155659	LF7155659	VC70Q	230	26	Ø 70	51 x 36	70
3	7155660	LF7155660	VC100A	230	64	Ø 100	73 x 60	190
4	2101592	LF2101592	D2E146-HT67.01	230	355	Ø 126	Ø 146	335

Available on demand

FANS

AIRAP MIST EXTRACTORS

NEW




Photo	LF Code	GEV Code	Model	Voltage (V)	Power (W)	Exhaust dimensions (mm)	Air flow (m3/h)	Maximum temperature
1	7155559	LF7155559	V120SOD82	230	90	135 x 115	400	80°C
2	7155560	LF7155560	V133SOD96	230	120	120 x 105	800	80°C
3	7155561	LF7155561	V190SOD142	230	120	Ø 200	1000	150°C
3	7155562	LF7155562	V190SOD142	380 (3-phases)	120	Ø 200	1000	150°C
4	7155536	LF7155536	ATC15330V2	230	90	Ø 153	400	250°C
5	7155537	LF7155537	ATC20030V2	230	370	Ø 200	760	250°C

Available on demand

HELIOS RADIAL FANS IN FLAT BOX

NEW



LF Code	GEV Code	Model	Voltage (V)	Power (W)	Exhaust dimensions (mm)	Air flow (m3/h)	Sound volume (dB)	Notes
7159868	LF7159868	SVR100C	230	40 / 50	Ø 100	245 / 310	39 / 45	2 speeds, up to +60°C
7159869	LF7159869	SVR125B	230	41 / 59	Ø 125	290 / 400	39 / 46	2 speeds, up to +60°C
7159870	LF7159870	SVR160K	230	42 / 61	Ø 160	310 / 450	37 / 45	2 speeds, up to +60°C
7159871	LF7159871	SVR200K	230	154	Ø 200	980	57	up to +70°C

Available on demand

ATLANTIC SMOKE EXHAUST FANS IN BOX

NEW



LF Code	GEV Code	Model	Voltage (V)	Phase(s)	Power (W)	Dimensions (mm)	Air flow (m3/h)	Notes
7159848	LF7159848	Vulcan 355M	230	1	250	530 x 420 x 340	2280	4 poles, 48 dB
7159849	LF7159849	Vulcan 400M	230	1	550	585 x 470 x 395	3250	4 poles, 54 dB
7159850	LF7159850	Vulcan 450M	230	1	550	645 x 495 x 455	4620	4 poles, 60 dB
7159851	LF7159851	Vulcan 500T	230/400	3	1100	710 x 550 x 520	7000	4 poles, 64 dB
7159852	LF7159852	Vulcan 560T	230/400	3	1800	785 x 615 x 595	11000	4 poles, 68 dB

Available on demand

ATLANTIC DUCT FANS

NEW



LF Code	GEV Code	Model	Voltage (V)	Power (W)	Exhaust dimensions (mm)	Air flow (m3/h)	Maximum temperature
7159825	LF7159825	AX100BC	230	58	Ø 100	180	70°C
7159826	LF7159826	AX125BC	230	52	Ø 125	315	70°C
7159827	LF7159827	AX160BC	230	113	Ø 160	500	70°C
7159828	LF7159828	AX200BC	230	105	Ø 200	880	70°C
7159829	LF7159829	AX250BC	230	105	Ø 250	920	70°C
7159830	LF7159830	AX315BC	230	123	Ø 315	1340	70°C

Steel body & impeller

DUCT FAN ACCESSORIES

NEW



1



2

Photo	LF Code	GEV Code	Description	Dimensions (mm)	Notes
1	7155544	LF7155544	duct fan speed switch	82 x 82 x 130	2 speeds, 1/0/2 positions
2	7155538	LF7155538	duct fan sleeves	Ø 100	2 pcs, noise reduction
2	7155539	LF7155539	duct fan sleeves	Ø 125	2 pcs, noise reduction
2	7155540	LF7155540	duct fan sleeves	Ø 160	2 pcs, noise reduction
2	7155541	LF7155541	duct fan sleeves	Ø 200	2 pcs, noise reduction
2	7155542	LF7155542	duct fan sleeves	Ø 250	2 pcs, noise reduction
2	7155543	LF7155543	duct fan sleeves	Ø 315	2 pcs, noise reduction

FANS

ATLANTIC CENTRIFUGAL FAN TURRETS

NEW



LF Code	GEV Code	Model	Voltage (V)	Phase(s)	Power (W)	Dimensions (mm)	Air flow (m ³ /h)	Notes
7159839	LF7159839	Stelair 280M	230	1	120	520 x 520 x h514	1380	4 poles, 44 dB max.
7159840	LF7159840	Stelair 315M	230	1	250	520 x 520 x h531	2200	4 poles, 46 dB max.
7159841	LF7159841	Stelair 355M	230	1	250	520 x 520 x h553	3150	4 poles, 48 dB max.
7159842	LF7159842	Stelair 400M	230	1	550	640 x 640 x h657	4000	4 poles, 54 dB max.
7159843	LF7159843	Stelair 400T	230/400	3	550	640 x 640 x h657	4000	4 poles, 54 dB max.
7159844	LF7159844	Stelair 450M	230	1	550	640 x 640 x h686	5900	4 poles, 64 dB max.
7159845	LF7159845	Stelair 450M	230/400	3	550	640 x 640 x h686	5900	4 poles, 64 dB max.
7159846	LF7159846	Stelair 500T	230/400	3	1100	760 x 760 x h783	8200	4 poles, 65 dB max.
7159847	LF7159847	Stelair 560T	230/400	3	1800	760 x 760 x h815	11700	4 poles, 69 dB max.

Available on demand

ATLANTIC VERTICAL KITS FOR CENTRIFUGAL FAN TURRETS

NEW



LF Code	GEV Code	Model	Dimensions (mm)	Suitable to
7159865	LF7159865	280 / 355	Ø 800 x h270	Stelair 280M, 315M & 315M
7159866	LF7159866	400 / 450	Ø 980 x h330	Stelair 400M, 400T, 450M & 450T
7159867	LF7159867	400 / 560	Ø 1220 x h420	Stelair 500T & 560T

Available on demand

SPEED VARIATORS



Photo	LF Code	GEV Code	Voltage (V)	Rated current (A)	Power (W)	Dimensions (mm)	Notes
1	3340013	LF3340013	230	2,5	500	81 x 81 x 63	gas valve additional contact
2	3340016	LF3340016	230	3	600	125 x 125 x 90	gas valve additional contact
3	3057289	LF3057289	230	5	1000	125 x 125 x 90	gas valve additional contact
4	3526201	401658	230	7,5	1500	105 x 82 x 170	progressive speed change
5	3057290	LF3057290	230	9	1800	125 x 125 x 105	gas valve additional contact
6	5112594	379774	230	10	2000	158 x 118 x 78	electronic regulation
7	3526202	401659	230	12	2500	105 x 82 x 170	progressive speed change

COMPENSATION VALVES



Photo	LF Code	GEV Code	Manufacturer	Model	Working diameter (mm)	Working length (mm)	Notes
1	3150079	750334	Intertecnica	Microlebar	21	-	-
2	3526800	750332	Intertecnica	Minielebar TN	60	60	-
3	3150078	750330	Intertecnica	Minielebar BT Extensible	65	70 to 130	230V, 7W
4	3526801	750327	Intertecnica	Elebar TN	80	130	-
5	3526804	750328	Intertecnica	Elebar BT	80	130	230V, 7W
6	5080935	750735	Fermod	2220 TN	80	60 to 120	230V, 8W

FAN ACCESSORIES

VENTILATION ACCESSORIES

NEW



1



2

Photo	LF Code	GEV Code	Description	Dimensions (mm)
1	7159853	LF7159853	air inner suction mouth	Ø 100
1	7159854	LF7159854	air inner suction mouth	Ø 125
1	7159855	LF7159855	air inner suction mouth	Ø 160
1	7159856	LF7159856	air inner suction mouth	Ø 200
2	7159860	LF7159860	air outer ventilation grid	Ø 125
2	7159861	LF7159861	air outer ventilation grid	Ø 160
2	7159862	LF7159862	air outer ventilation grid	Ø 200
2	7159863	LF7159863	air outer ventilation grid	Ø 250
2	7159864	LF7159864	air outer ventilation grid	Ø 350

SCHNEIDER MODULAR BUTTONS

HARMONY XB4 SERIES (ø 22 mm) - BASICS

NEW



1



2




3



4



5




6

Photo	LF Code	GEV Code	Description	Function	Schneider code	Notes
1	7159719	LF7159719	body/fixing collar	block-button junction	ZB4BZ009	3 block slots
2	3454077	347385	single contact block	1 NO	ZBE101	10 A
2	7102367	347600	single contact block	1 NC	ZBE102	10 A
3	7159711	LF7159711	LED light block	clear light	ZBVM1	230 V
3	7159726	LF7159726	LED light block	clear light	ZBVBG1	from 24 to 120 V - AC/DC
4	7159722	LF7159722	single button sealing cap	for circular button	ZBP0	clear silicone
5	5055052	LF5055052	double button sealing cap	for 1 flush push + 1 projecting push	ZBA710	clear silicone
6	7159738	LF7159738	contact block sealing cap	for ZBE101 & ZBE102	ZBZ60	black silicone

HARMONY XB4 SERIES (ø 22 mm) - PUSHBUTTONS

NEW



1



2



3



4



5



6

Photo	LF Code	GEV Code	Description	Type of push	Color	Schneider code
1	3600046	345987	momentary pushbutton	flush	white	ZB4BA1
2	5136560	347507	momentary pushbutton	flush	black	ZB4BA2
3	7159733	LF7159733	momentary pushbutton	flush	green	ZB4BA3
4	7159731	LF7159731	momentary pushbutton	flush	red	ZB4BA4
5	7159654	LF7159654	momentary pushbutton	flush	yellow	ZB4BA5
6	7159656	LF7159656	momentary pushbutton	flush	blue	ZB4BA6



1



2



3



4



5

Photo	LF Code	GEV Code	Description	Type of push	Color	Schneider code
1	7159706	LF7159706	lightable momentary pushbutton	flush	bright white	ZB4BW313
2	7159715	LF7159715	lightable momentary pushbutton	flush	bright green	ZB4BW333
3	7159707	LF7159707	lightable momentary pushbutton	flush	bright red	ZB4BW343
4	7159708	LF7159708	lightable momentary pushbutton	flush	bright yellow	ZB4BW353
5	7159709	LF7159709	lightable momentary pushbutton	flush	bright blue	ZB4BW363

SCHNEIDER MODULAR BUTTONS

HARMONY XB4 SERIES (ø 22 mm) - PUSHBUTTONS

NEW



1



2



3



4



5

Photo	LF Code	GEV Code	Description	Type of push	Color	Schneider code
1	7159673	LF7159673	latching pushbutton	flush	white	ZB4BH01
2	7159701	LF7159701	latching pushbutton	flush	black	ZB4BH02
3	7159702	LF7159702	latching pushbutton	flush	green	ZB4BH03
4	7159703	LF7159703	latching pushbutton	flush	red	ZB4BH04
5	7159704	LF7159704	latching pushbutton	flush	yellow	ZB4BH05



1



2



3



4



5

Photo	LF Code	GEV Code	Description	Type of push	Color	Schneider code
1	7159720	LF7159720	lightable latching pushbutton	flush	bright white	ZB4BH013
2	7159716	LF7159716	lightable latching pushbutton	flush	bright green	ZB4BH033
3	7159717	LF7159717	lightable latching pushbutton	flush	bright red	ZB4BH043
4	7159718	LF7159718	lightable latching pushbutton	flush	bright yellow	ZB4BH053
5	7159721	LF7159721	lightable latching pushbutton	flush	bright blue	ZB4BH063



1



2

Photo	LF Code	GEV Code	Description	Type of push	Color	Symbol	Schneider code
1	7159734	LF7159734	double momentary pushbutton	2 flush pushes + 1 pilot light lens	green / bright / red	I - 0	ZB4BW7A3741
2	7159710	LF7159710	double momentary pushbutton	1 flush + 1 projecting push + 1 pilot light lens	green / bright / red	I - 0	ZB4BW7L3741

HARMONY XB4 SERIES (ø 22 mm) - TURNING BUTTONS

NEW



1



2

Photo	LF Code	GEV Code	Description	Function	Color	Schneider code	Notes
1	7159713	LF7159713	2-position turning button	hold in	black	ZB4BD2	-
1	7159712	LF7159712	3-position turning button	hold in	black	ZB4BD3	-
1	7159714	LF7159714	2-position turning button	spring return from right to left	black	ZB4BD4	-
1	7111678	LF7111678	3-position turning button	spring return to center	black	ZB4BD5	-
1	7159669	LF7159669	2-position turning button	spring return from left to center	black	ZB4BD7	-
1	7159670	LF7159670	2-position turning button	spring return from right to center	black	ZB4BD8	-
2	7159671	LF7159671	2-position key turning button	hold in	black	ZB4BG2	2 keys included
2	7159672	LF7159672	3-position key turning button	hold in	black	ZB4BG3	2 keys included



1



2



3



4



5

Photo	LF Code	GEV Code	Description	Function	Color	Schneider code	Notes
1	7159725	LF7159725	2-position turning button	hold in	bright white	ZB4BK1213	lightable
2	5136611	347951	2-position turning button	hold in	bright green	ZB4BK1233	lightable
3	7159705	LF7159705	2-position key turning button	hold in	bright red	ZB4BK1243	lightable
4	7159723	LF7159723	2-position turning button	hold in	bright yellow	ZB4BK1253	lightable
5	7159724	LF7159724	2-position turning button	hold in	bright blue	ZB4BK1263	lightable

SCHNEIDER MODULAR BUTTONS

HARMONY XB4 SERIES (ø 22 mm) - MUSHROOM BUTTONS


NEW



1



2



3



4



5

Photo	LF Code	GEV Code	Description	Head ø (mm)	Color	Schneider code	Notes
1	7159736	LF7159736	momentary pushbutton	40	black	ZB4BC2	-
2	7159730	LF7159730	momentary pushbutton	40	green	ZB4BC3	-
3	5023815	347485	emergency stop pushbutton	40	red	ZB4BS844	turn to release
4	7159732	LF7159732	emergency stop pushbutton	40	red	ZB4BS944	key to release, 2 keys included
5	7159737	LF7159737	emergency stop pushbutton	40	red	ZB4BT84	pull to release

HARMONY XB4 SERIES (ø 22 mm) - PILOT LIGHT LENSES

NEW



1



2



3



4



5

Photo	LF Code	GEV Code	Color	Schneider code
1	5065117	AS083426	white	ZB4BV013
2	7159735	LF7159735	green	ZB4BV033
3	7159727	LF7159727	red	ZB4BV043

Photo	LF Code	GEV Code	Color	Schneider code
4	7159728	LF7159728	yellow	ZB4BV053
5	7159729	LF7159729	blue	ZB4BV063

MOELLER-EATON MODULAR BUTTONS

M22 SERIES (ø 22 mm) - BASICS



1



2



3



4



5

Photo	LF Code	GEV Code	Description	Function	Notes
1	5047253	346293	body/fixing collar	block-button junction	3 block slots
2	5047254	346292	single contact block	1 NO	6 A
4	5047267	346270	single contact block	1 NC	6 A
4	7112622	348202	LED light block	clear light	from 85 to 264 V
5	3319008	348030	single button sealing cap	for circular button	clear silicone

M22 SERIES (ø 22 mm) - BUTTONS



1



2



3



4



5



6

Photo	LF Code	GEV Code	Description	Type of push	Symbol	Color
1	5059288	LF5059288	momentary pushbutton	flush	-	red
2	3319300	345705	momentary pushbutton	flush	T	black
3	9319044	346584	momentary pushbutton	flush	I	white
4	9319011	LF9319011	momentary pushbutton	flush	I	green
5	9319010	LF9319010	momentary pushbutton	ø 40 mm mushroom head	O	red
6	7112039	346339	emergency stop pushbutton	ø 30 mm mushroom head, pull to release	-	red



1



2




3

Photo	LF Code	GEV Code	Description	Type of push	Symbol	Color
1	7112597	LF7112597	double momentary pushbutton	2 flush pushes + 1 pilot light lens	I - O	white / bright / black
2	9319004	LF9319004	double momentary pushbutton	2 flush pushes + 1 pilot light lens	I - O	green / bright / red
3	7102111	346728	3-position lightable turning button	stay put 1 / 0 / 2	-	black


SWITCHES

BACO / LEGRAND SWITCHES

NEW



1



2



3



4



5



6

Photo	LF Code	GEV Code	Model	Function	Electrical features	Dimensions (mm)	Notes
1	3057258	LF3057258	PR12 1102A4	0 / 1	1 phase, 12 A, 380 V, 4 kW	42 x 40 x 36	with faceplate & handle
2	3057259	LF3057259	PR12 1103A4	0 / 1	3 phases, 12 A, 380 V, 4 kW	42 x 40 x 46	with faceplate & handle
2	3057260	LF3057260	PR12 1104A4	0 / 1	4 phases, 12 A, 380 V, 4 kW	42 x 40 x 46	with faceplate & handle
3	5142455	LF5142455	PR12 2203 C8	S1 / 0 / S2	1 phase, 12 A, 380 V, 4 kW	42 x 40 x 56	with faceplate & handle
3	5142460	LF5142460	PR12 9151	RW / 0 / FW	1 phase, 12 A, 380 V, 4 kW	42 x 40 x 56	with faceplate & handle
4	3057261	LF3057261	PR12 9151C8	RW / 0 / FW	3 phases, 12 A, 380 V, 4 kW	42 x 40 x 56	with faceplate & handle
5	5142475	LF5142475	PR12 16093 EZ35	RW / FW (90° switch angle)	1 phase, 12 A, 380 V, 4 kW	42 x 40 x 56	shaft 5 x 5 x 25 mm
5	5142477	LF5142477	PR12 16610 EZ35	RW / FW (45° switch angle)	1 phase, 12 A, 380 V, 4 kW	42 x 40 x 56	shaft 5 x 5 x 25 mm
6	5142474	LF5142474	PR12 86403 EZ36	S1 / Auto / S2	1 phase, 12 A, 380 V, 4 kW	42 x 40 x 56	shaft 5 x 5 x 25 mm



1




2



3



4



5



6

Photo	LF Code	GEV Code	Model	Function	Electrical features	Dimensions (mm)	Notes
1	5142478	LF5142478	PR17 40792 EAL	RW / FW (2 speeds)	3 phases, 17 A, 380 V, 7,5 kW	48 X 50 X 81	shaft 5 x 5 x 25 mm
2	3057262	LF3057262	PR17 1103A4	0 / 1	3 phases, 17 A, 380 V, 7,5 kW	48 X 50 X 45	shaft 5 x 5 x 25 mm
3	3057263	LF3057263	PR17 1104A4	0 / 1	4 phases, 17 A, 380 V, 4 kW	48 X 50 X 45	with faceplate & handle
4	5142453	LF5142453	PR17 9552	0 / LS / HS	3 phases, 17 A, 380 V, 7,5 kW	48 x 50 x 69	with faceplate & handle
5	3057265	LF3057265	PR21 1102A4	0 / 1	3 phases, 25 A, 380 V, 7,5 kW	48 X 50 X 33	with faceplate & handle
6	5142479	LF5142479	Q48PN50	faceplate + handle	-	48 x 48	for PR12 switches
6	5142481	LF5142481	Q72MN50	faceplate + handle	-	72 x 72	for PR17 & PR21 switches

SWITCHES

22 x 30 mm WATERPROOF SWITCHES



1



2



3



4



5



6



7



8



9

Photo	LF Code	GEV Code	Voltage (V)	Current (A)	Symbol	Color	Notes
1	1319210	347207	250	16	0 / 1	white	luminous
2	3319362	347791	250	16	0 / 1	green	luminous
3	3319512	347973	250	16	0 / 1	yellow	luminous
4	1319364	347974	250	16	0 / 1	red	luminous
5	3319813	LF3319813	250	16	0 / 1	blue	luminous
6	3319788	LF3319788	250	16	-	black	-
7	3319371	301202	250	16	0 / 1	black	-
8	3319789	LF3319789	250	16	1 / 0 / 2	black	-
9	3319790	LF3319790	250	16	1 / 0 / 2	black	momentary

11 x 30 mm SWITCHES



1



2



3



4



5



6

Photo	LF Code	GEV Code	Voltage (V)	Current (A)	Symbol	Color	Notes
1	1199042	LF1199042	250	16	0 / 1	white	-
2	3319967	LF3319967	250	16	-	green	luminous
3	3319968	LF3319968	250	16	-	yellow	luminous
4	3319969	LF3319969	250	16	-	red	luminous
5	1319203	301012	250	16	0 / 1	green	luminous
6	1319204	301011	250	16	0 / 1	yellow	luminous

SWITCHES

11 x 30 mm SWITCHES



Photo	LF Code	GEV Code	Voltage (V)	Current (A)	Symbol	Color	Notes
1	3319756	301010	250	16	0 / 1	red	luminous
2	3319468	301014	250	16	0 / 1	black	-
3	1319936	301035	-	-	sealing cap	black / transparent	18 x 36 mm

LEVER SWITCHES (ø M12 x 1 mm)




Photo	LF Code	GEV Code	Voltage (V)	Current (A)	Pole(s)	Function	Notes
1	3210010	LF3210010	250	10	1	MOM/OFF/MOM	flat terminals
1	3210013	346517	250	10	1	ON/OFF/ON	flat terminals
1	3210017	346528	250	15	1	ON/ON	flat terminals
2	3210011	LF3210011	250	15	2	MOM/OFF/MOM	flat terminals
2	3210014	346520	250	10	2	ON/OFF/ON	flat terminals
2	3319543	LF3319543	250	15	2	ON/ON	flat terminals
3	3210012	LF3210012	250	10	3	MOM/OFF/MOM	flat terminals
3	3210015	346530	250	10	3	ON/OFF/ON	flat terminals
3	3210018	346523	250	10	3	ON/ON	flat terminals
4	3319545	LF3319545	250	15	1	ON/OFF	screw terminals
5	3319508	AS076670	250	16	1	ON/OFF	ON / OFF faceplate
6	3319503	348055	250	20	2	ON/OFF/ON	screw terminals
7	3319546	LF3319546	250	20	2	ON/OFF/MOM	screw terminals
7	3319714	LF3319714	250	16	2	ON/OFF	flat terminals
8	3319477	LF3319477	250	17	3	ON/OFF	flat terminals
9	3319685	LF3319685	-	-	-	sealing cap	-

INDICATOR LIGHTS

INDICATOR LIGHTS ø 10 mm




Photo	LF Code	GEV Code	Voltage (V)	Bubl ø (mm)	Drilling ø (mm)	Color	Connection
1	3221032	359378	230	ø 13,5	ø 10	green	Faston 6,3 mm
2	3221011	359379	230	ø 13,5	ø 10	yellow	Faston 6,3 mm
3	3221033	359380	230	ø 13,5	ø 10	red	Faston 6,3 mm
4	7125831	359995	230	ø 13,5	ø 10	transparent	Faston 6,3 mm

INDICATOR LIGHTS ø 12 mm



Photo	LF Code	GEV Code	Voltage (V)	Bubl ø (mm)	Drilling ø (mm)	Color	Connection
1	3221085	359027	230	ø 18	ø 12	green	Faston 6,3 mm
2	3221614	359048	230	ø 18	ø 12	yellow	Faston 6,3 mm
3	3221084	359026	230	ø 18	ø 12	red	Faston 6,3 mm
4	3221086	359021	230	ø 18	ø 12	transparent	Faston 6,3 mm

INDICATOR LIGHTS ø 12 mm




Photo	LF Code	GEV Code	Voltage (V)	Bubl ø (mm)	Drilling ø (mm)	Color	Connection
1	3221547	359890	24	ø 14	ø 12	green	190 mm wires
1	3221497	LF3221497	250	ø 14	ø 12	green	190 mm wires
1	3221544	359893	400	ø 14	ø 12	green	190 mm wires
2	3221546	359892	24	ø 14	ø 12	yellow	190 mm wires
2	3221496	LF3221496	250	ø 14	ø 12	yellow	190 mm wires
2	3221543	LF3221543	400	ø 14	ø 12	yellow	190 mm wires
3	3221548	359891	24	ø 14	ø 12	red	190 mm wires
3	3221514	LF3221514	250	ø 14	ø 12	red	190 mm wires
3	3221545	LF3221545	400	ø 14	ø 12	red	190 mm wires

INDICATOR LIGHTS & BUZZER

SALVA INDICATOR LIGHTS



Photo	LF Code	GEV Code	Model	Voltage (V)	Color	Salva code
1	5137748	LF5137748	D202 VF	230	green	71905525
2	5137749	LF5137749	LD9	230	red	71900202
3	5137747	LF5137747	L5,5K	24	white	71905523

BUZZERS

NEW



Photo	LF Code	GEV Code	Voltage (V)	Dimensions (mm)	Sound power (dB)	Sound	Connection
1	3392015	LF3392015	185 to 265 - AC/DC	ø 28	80	continuous	screw terminals
2	3446188	LF3446188	24	ø 28	85	continuous	Faston 6,3 mm
2	7105026	LF7105026	24	ø 28	85	continuous	Faston 6,3 mm
2	3446189	350215	48 to 250	ø 28	85	continuous	Faston 6,3 mm
2	3446191	350219	230	ø 28	85	continuous	Faston 6,3 mm
3	3446190	LF3446190	230	ø 45	85	timed (3 to 30 sec)	Faston 6,3 mm
4	5137846	LF5137846	230	1 Din module slot	85	timed (on 5 / off 15 sec)	screw terminals

TRANSFORMERS

ENCAPSULATED TRANSFORMERS



1



2



3



4

Photo	LF Code	GEV Code	Power (VA)	Primary voltage	Secondary voltage	Connexion
1	3445110	379054	3	230 V AC	12 V AC	screw terminals
1	3445111	381577	3	24 V AC	12 V AC	screw terminals
1	3445196	379195	5	230 V AC	12 V AC	screw terminals
1	5011362	401339	6	220 / 240 V AC	8 / 12 V AC	screw terminals
1	5049718	401174	6	230 V AC	12 V AC	screw terminals
2	5008612	400125	16	220 / 240 V AC	12 V AC	screw terminals
3	5037407	400126	20	220 / 240 V AC	12 V AC	screw terminals
4	4007045	401267	60 / 40	230 V AC	12 / 24 V AC	screw terminals
4	5047956	402950	100	230 V AC	24 V AC	screw terminals

OEM TRANSFORMERS

NEW



1



2



3



4



5



6

Photo	LF Code	GEV Code	Power (VA)	Primary voltage	Secondary voltage	Suitable to
1	3739001	LF3739001	75	230 / 400 V AC	12 / 24 V AC	Bake Off
2	7134492	LF7134492	35 to 105 W	230 / 240 V AC	11,5 V AC	Bongard (lighting)
3	5037288	LF5037288	90	230 V AC	2 x 7,5 kV AC	Eloma
4	5052933	402051	2 x 15	230 V AC	2 x 16,5 V AC	Eloma
5	5072250	400251	44	230 V AC	2 x 11,5 V AC	Eloma
6	5137957	LF5137957	100	230 V AC	24 V AC	Salva
6	5137958	LF5137958	180	230 V AC	24 V AC	Salva

PLUGS & SOCKETS

CEE INDUSTRIAL PLUGS

NEW




Photo	LF Code	GEV Code	Model	Voltage (V)	Current (A)	Poles	Notes
1	5113358	550209	P + N + E	230	16	3	IP44, wires from 1 to 2,5 mm ²
2	5113360	550210	3P + N + E	400	16	5	IP44, wires from 1 to 2,5 mm ²
2	5113362	550211	3P + N + E	400	32	5	IP44, wires from 2,5 to 6 mm ²
3	5136232	550520	P + N + E	230	16	3	IP44, wires from 1 to 2,5 mm ²
4	5137290	550215	3P + N + E	400	16	5	IP44, wires from 1 to 2,5 mm ²
4	5130584	550521	3P + N + E	400	32	5	IP44, wires from 2,5 to 6 mm ²

CEE INDUSTRIAL SOCKETS

NEW



Photo	LF Code	GEV Code	Model	Voltage (V)	Current (A)	Poles	Notes
1	3050209	550265	P + N + E	230	16	3	IP44, wires from 1 to 2,5 mm ²
2	3050210	LF3050210	3P + N + E	400	16	5	IP44, wires from 1 to 2,5 mm ²
3	7159677	551179	3P + N + E	400	32	5	IP44, wires from 2,5 to 6 mm ²

NF TERTIARY PLUGS

NEW




Photo	LF Code	GEV Code	Model	Voltage (V)	Current (A)	Poles	Notes
1	3050184	551505	2P + E	230	16	3	-
2	5110519	550200	2P + E	230	16	3	IP44
3	7160304	LF7160304	2P + E	400	20	3	-
3	7160307	LF7160307	2P + E	400	32	3	-
4	7160305	LF7160305	3P + E	400	20	4	-
4	7153049	LF 7153049	3P + E	400	32	4	-
5	7160306	LF7160306	3P + N + E	400	20	5	-
5	7160308	LF7160308	3P + N + E	400	32	5	-

NF TERTIARY SOCKETS

NEW



Photo	LF Code	GEV Code	Model	Voltage (V)	Current (A)	Poles	Notes
1	3050186	LF3050186	2P + E	230	16	3	IP55
2	7160300	LF7160300	2P + E	230	16	3	IP55
3	7160301	LF7160301	2P + E	400	20	3	IP55
3	7160297	LF7160297	2P + E	400	32	3	IP55
4	3050182	LF3050182	3P + E	400	20	4	IP55
4	7160298	LF7160298	3P + E	400	32	4	IP55
5	3050181	LF3050181	3P + N + E	400	20	5	IP55
5	7160299	LF7160299	3P + N + E	400	32	5	IP55

POSITION SWITCHES

PIZZATO FR SERIES LIMIT SWITCHES



Photo	LF Code	GEV Code	Model	Type of actuator	Actuator dimensions	Current (A)	Contact(s)	Notes
1	3240827	LF3240827	FR251	roller lever	shaft 40 mm, roller \varnothing 20 mm	3	1 NO + 1 NC	IP67
2	3240198	345181	FR501	plunger	\varnothing 8 mm	3	1 NO + 1 NC	IP67
3	3803112	348261	FR502	one-way roller	roller \varnothing 14 mm	3	1 NO + 1 NC	IP67
4	3240149	345337	FR508	piston plunger	\varnothing 10 mm	3	1 NO + 1 NC	IP67
5	3804004	345488	FR512	threaded piston plunger	\varnothing 8 mm, screw M18x1	3	1 NO + 1 NC	IP67
6	5038334	348101	FR515	roller piston plunger	roller \varnothing 11 mm	3	1 NO + 1 NC	IP67



Photo	LF Code	GEV Code	Model	Type of actuator	Actuator dimensions	Current (A)	Contact(s)	Notes
1	7124661	345513	FR520	coil spring with plastic point	shaft \varnothing 7 x 100 mm	3	1 NO + 1 NC	IP67
2	3240155	345144	FR530	roller lever (plastic)	shaft 35 mm, roller \varnothing 18 mm	4	1 NO + 1 NC	IP67
2	4059847	LF4059847	FR531	roller lever	shaft 35 mm, roller \varnothing 18 mm	3	1 NO + 1 NC	IP67
3	5067184	LF5067184	FR550	adjustable round rod lever	shaft \varnothing 3 x 125 mm	3	1 NO + 1 NC	IP67
4	3240828	LF3240828	FR551	roller lever	shaft 40 mm, roller \varnothing 20 mm	3	1 NO + 1 NC	IP67
5	5037326	345509	FR555	adjustable lever & roller	shaft up to 93 mm, roller \varnothing 20 mm	3	1 NO + 1 NC	IP67
6	2101308	LF2101308	FR907	adjustable one-way roller	roller \varnothing 22 mm	10	2 NC	IP67

POSITION SWITCHES

PIZZATO OTHER SERIES LIMIT SWITCHES



1



2



3



4



5



6

Photo	LF Code	GEV Code	Model	Type of actuator	Actuator dimensions	Current (A)	Contact(s)	Notes
1	3240421	345058	FD501	plunger	ø 10 mm	3	1 NO + 1 NC	IP67
2	3240444	345862	FD502	one-way roller	roller ø 20 mm	3	1 NO + 1 NC	IP67
3	5088489	LF5088489	FD532	adjustable round rod lever	shaft ø 3 x 125 mm	3	1 NO + 1 NC	IP67
4	3240973	LF3240973	FM515	roller piston plunger	ø 12 mm	3	1 NO + 1 NC	IP67
5	3240834	LF3240834	FR1896	safety switch for hinged door	shaft inner ø 8 x 24 mm	10	1 NO + 1 NC	IP67
6	9240041	347052	FR692	safety switch with separate actuator	VF KEYD1	3	1 NO + 1 NC	IP67, key included



1



2



3

Photo	LF Code	GEV Code	Model	Type of actuator	Actuator dimensions	Current (A)	Contact(s)	Notes
1	3240850	345696	FA4111-2DN	threaded & roller piston plunger	roller ø 12 mm, screw M12x1	3	1 NO + 1 NC	IP67, 2000 mm wires
2	3240187	LF3240187	FA4610-2DN	threaded piston plunger	ø 8 mm, screw M12x1	3	1 NO + 1 NC	IP67, 2000 mm wires
3	3240851	345697	FA4631-2DN	roller lever	shaft 26 mm, roller ø 14 mm	3	1 NO + 1 NC	IP67, 2000 mm wires

POSITION SWITCHES

SCHNEIDER XCKP SERIES LIMIT SWITCHES

NEW




Photo	LF Code	GEV Code	Model	Type of actuator	Actuator dimensions	Current (A)	Contact(s)	Notes
1	7159750	LF7159750	XCKP2102G11	roller piston plunger	roller ø 11,6 mm	10	1 NO + 1 NC	IP67, PG11 cable entry
1	7159744	LF7159744	XCKP2102P16	roller piston plunger	roller ø 11,6 mm	10	1 NO + 1 NC	IP67
2	7159742	LF7159742	XCKP2121P16	adjustable one-way roller (plastic)	shaft 20 mm, roller ø 14 mm	10	1 NO + 1 NC	IP67
3	7159740	LF7159740	XCKP2106M12	coil spring with soft lever	shaft 142 mm	10	1 NO + 1 NC	IP67
4	7159748	LF7159748	XCKP2110P16	plunger	ø 7 mm	10	1 NO + 1 NC	IP67
5	7159739	LF7159739	XCKP2111P16	plunger	ø 8 mm	10	1 NO + 1 NC	IP67
6	3803033	LF347579	XCKP2118G11	roller lever	shaft 33 mm, roller ø 19 mm	10	1 NO + 1 NC	IP67, PG11 cable entry



Photo	LF Code	GEV Code	Model	Type of actuator	Actuator dimensions	Current (A)	Contact(s)	Notes
1	7159743	LF7159743	XCKP2128P16	adjustable one-way roller	shaft 29 mm, roller ø 22 mm	10	1 NO + 1 NC	IP67
2	7159741	LF7159741	XCKP2139P16	roller lever	shaft 58 mm, roller ø 50 mm	10	1 NO + 1 NC	IP67
3	7159745	LF7159745	XCKP2145P16	adjustable lever & roller	shaft up to 84 mm, roller ø 16 mm	10	1 NO + 1 NC	IP67
4	7159747	LF7159747	XCKP2149P16	adjustable lever & roller	shaft up to 100 mm, roller ø 50 mm	10	1 NO + 1 NC	IP67
5	7159749	LF7159749	XCKP21H0P16	threaded piston plunger	ø 7 mm, screw M18x1	10	1 NO + 1 NC	IP67
6	7159746	LF7159746	XCKP21H2P16	roller threaded piston plunger	shaft 38 mm, roller 11,6 mm, screw M18x1	10	1 NO + 1 NC	IP67

POSITION SWITCHES

SCHNEIDER XCMN SERIES LIMIT SWITCHES

NEW



Photo	LF Code	GEV Code	Model	Type of actuator	Actuator dimensions	Current (A)	Contact(s)	Notes
1	7159753	LF7159753	XCMN2102L1	roller piston plunger	roller ø 11,6 mm	6	1 CO	IP65, 1000 mm wires
2	7159757	LF7159757	XCMN2103L1	roller piston plunger (90° tilt)	roller ø 11,6 mm	6	1 CO	IP65, 1000 mm wires
3	7159756	LF7159756	XCMN2106L1	coil spring with soft lever	shaft 142 mm	6	1 CO	IP65, 1000 mm wires
4	7159758	LF7159758	XCMN2107L1	coil spring with plastic point	shaft ø 6 x 128 mm	6	1 CO	IP65, 1000 mm wires
5	7159752	LF7159752	XCMN2115L1	roller lever	shaft 34 mm, roller ø 16 mm	6	1 CO	IP65, 1000 mm wires
6	7159755	LF7159755	XCMN2121L1	one-way roller	roller ø 14 mm	6	1 CO	IP65, 1000 mm wires



Photo	LF Code	GEV Code	Model	Type of actuator	Actuator dimensions	Current (A)	Contact(s)	Notes
1	7159751	LF7159751	XCMN2145L1	adjustable lever & roller	shaft up to 83 mm, roller ø 16 mm	6	1 CO	IP65, 1000 mm wires
2	5139062	347636	XCMN21F0L1	threaded piston plunger	ø 7 mm, screw M12x1	6	1 CO	IP65, 1000 mm wires
3	7159754	LF7159754	XCMN21F3L1	roller threaded piston plunger (90° tilt)	shaft 36 mm, roller 10,6 mm, screw M12x1	6	1 CO	IP65, 1000 mm wires

POSITION SWITCHES

PIZZATO MICRO-SWITCHES



1



2



3



4



5



6

Photo	LF Code	GEV Code	Model	Type of actuator	Actuator dimensions	Current (A)	Contact(s)
1	9240001	LF9240001	MKV11D47	extended roller lever	lever 25 mm	5	1 CO
2	9240007	LF9240007	MKV11D30	lever	lever 63 mm	16	1 CO
3	2106293	LF2106293	MKV11D35	lever	lever 146,5 mm	16	1 CO
4	40L1942	346979	MF45	roller lever	lever 24,6 mm	15	1 CO
5	3803104	LF3803104	MKV11D42	roller lever	lever 37,5 mm	16	1 CO
6	3803136	LF3803136	MKV11D40	roller lever	lever 47,5 mm	16	1 CO



1



2



3



4



5

Photo	LF Code	GEV Code	Model	Type of actuator	Actuator dimensions	Current (A)	Contact(s)
1	5084071	LF5084071	MKV11D13	plunger	ø 7 mm	16	1 CO
2	3240419	345156	MF09	threaded piston plunger	ø 7 mm, screw M10x1	16	1 CO
3	5061269	LF5061269	MKV11D10	threaded piston plunger	ø 7 mm, screw M10x1	16	1 CO
4	1240120	348145	MKV11D15	roller threaded piston plunger	shaft 33,6 mm, screw M12x1	16	1 CO
5	3240197	347096	MF17	roller threaded piston plunger (90° tilt)	shaft 33,6 mm, screw M12x1	16	1 CO

POSITION SWITCHES

OTHER MICRO-SWITCHES




Photo	LF Code	GEV Code	Brand	Model	Type of actuator	Current (A)	Contact(s)
1	1240283	345042	Crouzet	EF83161.3	0,2 to 0,8 N	16	1 CO
2	3240241	345276	Omron	V-166-1C5	roller lever 28 mm	16	1 CO
3	3240407	348043	import	MS1-16	levers : 15,5 / 26,5 / 74 mm - roller levers : 17 / 27 mm	16	1 CO
4	3240410	345032	import	SP9603	threaded piston plunger	16	1 CO




Photo	LF Code	GEV Code	Brand	Model	Appliance	Current (A)	Contact(s)
1	3240864	348192	Arcoelectric	C3006 DX	door detection right opening	0,3	1 NO
2	3240854	345249	Arcoelectric	C3006 SX	door detection left opening	0,3	1 NO
3	3240139	345335	Stem	E510 1V	magnetic field (head 36 x 13 x 8 mm)	0,04	1 NO
4	3240216	345504	Stem	E522 1V	magnetic field (head 40 x 13 x 8 mm)	0,04	1 NO
5	3240120	LF3240120	Crouzet	83123	capacitive sensor	5	1 CO
6	3490004	LF3490004	Mefa	ME4-S12-XA	capacitive sensor (ø M12x1 x 78 mm)	0,4	1 NO

OEM MICRO-SWITCHES

NEW




Photo	LF Code	GEV Code	Brand	Description	OEM code
1	3803038	LF3803038	Dito Sama	roller lever Saia-Burgess BVM3FYR-ULS	0D6719
2	3240327	347011	Eloma	magnetic ø 6 x 25 mm	EL0581038
3	7159909	LF7159909	Eloma	standard Crouzet EF83161.1	EL0504701
4	3240862	345138	Eurofours	threaded piston plunger Pizzato MV10	0001-22220002
5	7111177	LF7111177	Eurofours	capacitive sensor ø M12x1 x 85 mm	0001-14220047
6	7134474	LF7134474	Salva	lever Pizzato MKV11D35	5159900045

POSITION SWITCHES

WATER LEVEL SWITCHES




Photo	LF Code	GEV Code	Voltage (V)	Current (A)	Dimensions (mm)	Contact(s)	Notes
1	3201038	AS122118	250	1	∅ 17,5 x 82,5	1 NO or 1 NC	30 W
2	3240475	345484	250	1	∅ 17,5 x 92 (M16x1,5)	1 NO or 1 NC	50 W
3	3390243	LF3390243	250	1	∅ 25 x 143 (M12x1)	1 NO	50 W
4	1240113	347328	250	0,5	∅ 25 x 50 (M10x1,5)	1 NO	-
5	3240352	347088	230	4	lever length 130	1 CO	-
6	3240936	345324	250	6	lever length 190	1 CO	-

PRESSURE SWITCHES




Photo	LF Code	GEV Code	Pressure range 1 (mbar)	Pressure range 2 (mbar)	Pressure range 3 (mbar)
1	3320039	541045	28 / 12	-	-
1	3320111	541001	35 / 17	-	-
1	3320029	541017	40 / 20	-	-
1	3320091	541314	46 / 26	-	-
1	3320023	541006	60 / 20	-	-
1	3320020	541002	110 / 60	-	-
1	3320212	541161	205 / 95	-	-
2	3320103	541321	35 / 20	80 / 60	-
2	3320245	LF3320245	200 / 110	230 / 200	-
2	3320230	541782	40 / 25	92 / 77	160 / 140

LAMPS



Photo	LF Code	GEV Code	Base	Voltage (V)	Power (W)	Dimensions (mm)	Maximum temperature (°C)	Notes
1	3421021	357099	E14	240	15	ø 22 x 50	500	-
1	3221061	357153	E14	230	25	ø 26 x 57	300	suitable to Eurofours
1	7109435	359448	E14	230	25	ø 25 x 57	500	-
2	5059251	357118	E14	230	40	ø 25 x 67	500	-
3	3221140	359611	E14	230	40	ø 45 x 78	300	-
3	3421019	357101	E14	250	40	ø 45 x 75	500	-
4	3221485	359553	E17	220 to 240	20	ø 26 x 57	300	-
5	5112766	357103	E27	230	40	ø 45 x 72	500	-
6	3221651	359849	E27	230	60	ø 48 x 102	300	covered in PTFE

HALOGEN LAMPS




Photo	LF Code	GEV Code	Base	Voltage (V)	Power (W)	Maximum temperature (°C)	Notes
1	5064252	357054	GU5.3	12	20	300	-
1	2101515	360625	GU5.3	12	35	300	suitable to Bongard
1	3221650	359496	GU5.3	12	50	300	suitable to Miwe
1	5132453	LF5132453	GU5.3	24	20	300	-
2	3221246	359665	GU10	230	50	300	-
3	5112785	359579	G4	12	5	500	-
3	3421022	359596	G4	12	10	500	-
3	5103990	359599	G4	12	20	500	suitable to Eurofours, Miwe
3	3221416	LF3221416	G4	12	35	250	-
3	3221616	347637	G4	24	20	250	Dr. Fischer
4	3421018	359074	GY6.35	12	35	500	-
5	5049560	357279	G9	230	20	300	Osram
5	3421014	357195	G9	230	25	300	Osram
5	3421013	LF3421002	G9	230	33	250	Osram
5	D421013	LFD421013	G9	230	40	500	-
6	3521019	357197	E14	230	25	300	Osram - 26 x 80 mm
6	5026552	LF5026552	E14	230	40	300	Osram - 26 x 80 mm
6	3221314	LF3221314	E14	230	60	300	Osram - 26 x 80 mm

LAMPS

SPECIFIC LAMPS

NEW



Photo	LF Code	GEV Code	Base	Voltage (V)	Power (W)	Dimensions (mm)	Notes
1	3221487	359560	Faston plugs	220 to 240	25	ø 25 x 70 mm	for microwaves
2	D221027	359559	Faston plugs	220 to 240	25	ø 25 x 70 mm	for microwaves
3	D221028	LFD221028	Faston plugs	240	25	ø 25 x 62 mm	for microwaves
4	D421009	LFD421009	E14	220 to 240	1	ø 25 x 64 mm	LED, for fridges

OTHER LAMPS



Photo	LF Code	GEV Code	Base	Voltage (V)	Power (W)	Dimensions (mm)
1	3221471	359807	Ba9s	24	3	ø 10 x 28
1	3221472	LF3221472	Ba9s	52	3	ø 10 x 28
2	3221259	359607	Ba9s	400	3	ø 10 x 28
3	3221473	LF3221473	E10	220	3	ø 10 x 28
4	3221270	358225	E10	380 to 400	3	ø 10 x 29

INFRARED LAMPS



Photo	LF Code	GEV Code	Base	Voltage (V)	Power (W)	Dimensions (mm)
1	3221288	LF3221288	E27	150	240	ø 125 x 173 mm
2	3221287	LF3221287	E27	250	240	ø 125 x 173 mm
3	3221694	360778	E27	250	240	ø 125 x 173 mm
4	3221665	358097	E27	250	240	ø 125 x 173 mm
4	5112285	357305	E27	275	240	ø 125 x 170 mm
4	3221666	360623	E27	300	240	ø 125 x 180 mm
4	5111872	360539	E27	375	240	ø 120 x 180 mm

LED LAMPS

NEW




Photo	LF Code	GEV Code	Base	Voltage (V)	Power (W)	Light features	Notes
1	7160337	LF7160337	E14	230	4,5	4000°K, white, 470 lm	-
2	7135496	LF7135496	E27	230	8,5	4000°K, white, 810 lm	-
3	7160339	LF7160339	R7s	230	8	4000°K, white, 880 lm	length 118 mm
4	7160338	LF7160338	R7s	230	14	4000°K, white, 1440 lm	length 118 mm
5	3421027	LF3421027	T8	230	-	4000°K, white	length 600 mm
5	3421028	LF3421028	T8	230	-	4000°K, white	length 1200 mm
5	3421029	LF3421029	T8	230	-	4000°K, white	length 1500 mm

LAMPS

CERAMIC LAMP SOCKETS



Photo	LF Code	GEV Code	Base	Voltage (V)	Power (W)	Notes
1	3621002	359664	GU5.3	12	50	up to +300°C
2	3621004	LF3621004	G9	230	33	up to +300°C
3	5073865	360685	G9	230	42	up to +300°C
4	5137857	LF5137857	G9	-	-	suitable to Salva E/13
5	3221318	359666	E27	230	-	up to +300°C
6	3221328	359921	E27	230	-	up to +300°C

OTHER LAMP SOCKETS

NEW



Photo	LF Code	GEV Code	Base	Cable length (mm)	Notes
1	3221204	359646	G4	130	-
1	7133369	LF7133369	G4 / GU5,3 / GY6,35	140	-
2	5078591	LF5078591	G4	1150	suitable to Bongard
3	3221212	359369	G4 / GY6,35	150	-
4	7155043	LF7155043	GU10	150	-
5	5137858	LF5137858	-	-	suitable to Salva E/13
6	5137859	LF5137859	GU5,3	-	suitable to Salva K/10
-	5137853	LF5137853	-	-	suitable to Salva KL-10 G/98

EVO STICK PLUGGABLE LED LIGHTS

NEW




Photo	LF Code	GEV Code	Description	Appliances	Voltage (V)	Power (W)	Maximum plugging chain	Light features	Notes
1 & 2	7153005	LF7153005	pluggable 28 LED stick	bakery	24	4	15 sticks or 3 m	2700°K, 1900 lm/m	length 200 mm, IP65, fixing included
1 & 2	7153006	LF7153006	pluggable 42 LED stick	bakery	24	6	10 sticks or 3 m	2700°K, 1900 lm/m	length 300 mm, IP65, fixing included
1 & 2	7153007	LF7153007	pluggable 28 LED stick	warm white	24	4	15 sticks or 3 m	3000°K, 1900 lm/m	length 200 mm, IP65, fixing included
1 & 2	7153008	LF7153008	pluggable 42 LED stick	warm white	24	6	10 sticks or 3 m	3000°K, 1900 lm/m	length 300 mm, IP65, fixing included
1 & 2	7153009	LF7153009	pluggable 28 LED stick	neutral white	24	4	15 sticks or 3 m	4000°K, 1900 lm/m	length 200 mm, IP65, fixing included
1 & 2	7153010	LF7153010	pluggable 42 LED stick	neutral white	24	6	10 sticks or 3 m	4000°K, 1900 lm/m	length 300 mm, IP65, fixing included
1 & 2	7153011	LF7153011	pluggable 28 LED stick	meat	24	4	15 sticks or 3 m	"Meat R", 1900 lm/m	length 200 mm, IP65, fixing included
1 & 2	7153012	LF7153012	pluggable 42 LED stick	meat	24	6	10 sticks or 3 m	"Meat R", 1900 lm/m	length 300 mm, IP65, fixing included

EVO STICK ACCESSORIES

NEW




Photo	LF Code	GEV Code	Description	Voltage (V)	Power (W)	Notes
1	7153013	LF7153013	Evo stick supply cable	-	-	length 1000 mm
1	7153014	LF7153014	Evo stick supply cable	-	-	length 2500 mm
2	7153015	LF7153015	Evo stick connecting cable	-	-	length 300 mm
3	7153016	LF7153016	Evo stick spare mounting clips	-	-	2 screws & 2 adhesive strips included
4	7153017	LF7153017	Evo stick transformer	24	15	cable length 2000 mm, 12-way distributor included
4	7153018	LF7153018	Evo stick transformer	24	30	cable length 2000 mm, 12-way distributor included
4	7153019	LF7153019	Evo stick transformer	24	75	cable length 2000 mm, 12-way distributor included

LIGHTING

LED LIGHTS



1



2



3

Photo	LF Code	GEV Code	Description	Appliances	Voltage (V)	Power (W)	Light features	Notes
1	7120848	LF7120848	porthole ceiling light	neutral white	230	25	4000°K, 2125 lm	ø 300 mm, IP66, without sensor, 2 fixing clips included
1	7120850	LF7120850	porthole ceiling light	neutral white	230	25	4000°K, 2125 lm	ø 300 mm, IP66, with sensor, 2 fixing clips included
2	7120823	LF7120823	ceiling light	neutral white	230	46	4000°K, 5200 lm	length 1200 mm, from -20 to +45°C
2	7120826	LF7120826	ceiling light	neutral white	230	58	4000°K, 6500 lm	length 1500 mm, from -20 to +45°C
3	3621019	LF3621019	ruler light	neutral white	230	5	4000°K, 500 lm	length 280 mm, fixing clips & cable included
3	3621020	LF3621020	ruler light	neutral white	230	10	4000°K, 1000 lm	length 540 mm, fixing clips & cable included
3	3621021	LF3621021	ruler light	neutral white	230	15	4000°K, 1500 lm	length 840 mm, fixing clips & cable included
3	3621022	LF3621022	ruler light	neutral white	230	15	4000°K, 1500 lm	length 1140 mm, fixing clips & cable included

PRIMA EVO LED STRIP LIGHT KITS

NEW



1



2

Photo	LF Code	GEV Code	Description	Appliances	Voltage (V)	Power (W/m)	Light features	Notes
1	7151950	LF7151950	5 meters led strip kit	warm white	24	12	3000°K, 1140 lm/m	IP65, strip, supply & accessories included
1	7151949	LF7151949	5 meters led strip kit	neutral white	24	12	4000°K, 1140 lm/m	IP65, strip, supply & accessories included
2	7151951	LF7151951	5 meters led strip kit	multicolored	24	12	1140 lm/m	IP65, strip, supply & accessories included

FOOD LED STRIP LIGHTS

NEW




Photo	LF Code	GEV Code	Description	Appliances	Voltage (V)	Power (W/m)	Light features	Notes
1	7160344	LF7160344	5 meters led strip	bakery	24	10	2500°K, 1360 lm	IP20
1	7160345	LF7160345	5 meters led strip	meat	24	10	2900°K, 1625 lm	IP20
1	7160346	LF7160346	5 meters led strip	fruits	24	10	3000°K, 1625 lm	IP20
1	7160347	LF7160347	5 meters led strip	vegetables	24	10	5000°K, 1735 lm	IP20
1	7160348	LF7160348	5 meters led strip	fish	24	10	7500°K, 1825 lm	IP20
2	7155551	LF7155551	5 meters led strip	warm white	24	10	3000°K, 1340 lm	IP55
2	7155550	LF7155550	5 meters led strip	neutral white	24	10	4000°K, 1380 lm	IP55

FOOD LED STRIP ACCESSORIES

NEW

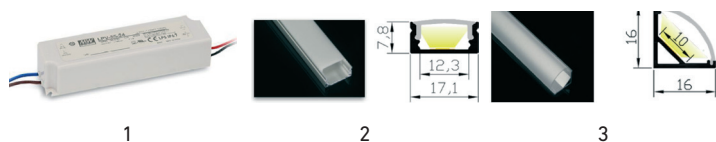


Photo	LF Code	GEV Code	Description	Voltage (V)	Power (W)	Suitable led strip length (mm)	Notes
1	7160342	LF7160342	Food led supply	24	35	3000	IP67
1	7160343	LF7160343	Food led supply	24	60	5000	IP67
1	7155558	LF7155558	Food led supply	24	100	9000	IP67
2	7160340	LF7160340	Food led fixing flat profile	-	-	2000	aluminium, light diffuser and fixing included
3	7160341	LF7160341	Food led fixing angled profile	-	-	2000	aluminium, light diffuser and fixing included

LIGHTING

ROUND OVEN LIGHTS



1



2



3



4



5

Photo	LF Code	GEV Code	Base	Voltage (V)	Power (W)	Hole ϕ (mm)	Globe ϕ (mm)	Maximum temperature ($^{\circ}$ C)
1	3221060	359934	E14	230	25	38	42	300 $^{\circ}$ C
2	3221049	359703	E14	230	15	51	54	300 $^{\circ}$ C
3	3221050	359712	E14	240	40	68	72	300 $^{\circ}$ C
4	5062755	360753	G9	230	25	38	42	300 $^{\circ}$ C
5	3221231	357170	G9	240	20	40	53	300 $^{\circ}$ C

SQUARE OVEN LIGHTS



1



2



3

Photo	LF Code	GEV Code	Base	Voltage (V)	Power (W)	Dimensions (mm)	Maximum temperature ($^{\circ}$ C)
1	3221320	LF3221320	E14	230	25	75 x 60	300 $^{\circ}$ C
1	5044940	LF5044940	G9	250	40	80 x 65	350 $^{\circ}$ C
2	5072410	359375	E14	230	25	75 x 60	300 $^{\circ}$ C
2	3221268	360731	G9	240	25	96 x 80	300 $^{\circ}$ C
3	5013466	101372	E14	230	25	140 x 72	300 $^{\circ}$ C

OVEN LIGHT ROUND GLOBES



1



2



3



4



5



6

Photo	LF Code	GEV Code	Globe ϕ (mm)	Height (mm)	Notes
1	5112962	359033	41	34	up to +550 $^{\circ}$ C
2	5057175	LF5057175	41	33	-
3	3221233	359709	42	33	-
4	3221349	359724	72	63	-
5	5078593	LF5078593	54	-	suitable to Bongard
6	3520016	LF3520016	78	-	gasket included

OVEN LIGHT SQUARE GLOBES



Photo	LF Code	GEV Code	Length (mm)	Width (mm)	Notes
1	3221433	359878	80	65	-
1	3221428	359877	96	73	suitable to Unox
1	3221256	359715	110	65	up to +500°C
2	3621013	359426	38	38	-
2	3221173	359296	73	58	suitable to Convotherm
2	3221384	359670	105	40	suitable to Salva
3	5102925	LF5102925	80	65	-
4	7130714	LF7130714	133	63	suitable to Bongard

OVEN LIGHT FRAMES




Photo	LF Code	GEV Code	Dimensions (mm)	Notes
1	3221172	359297	96 x 80	suitable to Alto-Shaam
1	5137854	LF5137854	-	suitable to Salva K/10
2	3221434	LF3221434	100 x 85	gasket & globe included
3	3221255	359716	140 x 72	-
4	5137855	LF5137855	-	suitable to Salva KL1
5	3520022	359765	-	-

LIGHTING

OVEN ROUND LIGHT GASKETS



Photo	LF Code	GEV Code	External ϕ (mm)	Internal ϕ (mm)	Thickness (mm)
1	3186522	358128	40	30	2
2	3221053	359721	48	38	5
3	3786614	AS042059	48	41	3
4	3221715	LF3221715	52	43	5
5	7109789	LF7109789	74	49	1
6	5091908	699628	83	52	3

OVEN SQUARE LIGHT GASKETS




Photo	LF Code	GEV Code	Length (mm)	Width (mm)	Notes
1	5137734	LF5137734	-	-	suitable to Salva K/10
1	3221385	359671	130	55	-
2	3221413	359882	80	65	-
2	3221422	359879	100	75	-
3	3221394	358147	75	65	-
3	5032244	359697	117	72	white
4	3221414	359881	83	70	-
5	7130715	LF7130715	134	64	suitable to Bongard
6	3221257	359714	140	75	silicone

UV-A LAMPS FOR INSECT KILLERS



Photo	LF Code	GEV Code	Base	Voltage (V)	Power (W)	Length (mm)	Notes
1	3223013	LF3223013	E14	230	20	160	suitable to Sofinor
1	3223014	LF3223014	E14	230	20	190	-
2	7117643	LF7117643	E27	230	20	160	-
2	3223011	LF3223011	E27	230	20	160	-
2	3223012	LF3223012	E27	230	20	160	anti-splinter
3	3223017	LF3223017	G13	230	8	280	-
3	7119423	LF7119423	G13	230	10	330	-
3	3223018	LF3223018	G13	230	15	430	-
3	3223019	LF3223019	G13	230	15	430	anti-splinter
3	5025181	LF5025181	G13	230	15	435	-
3	3223022	LF3223022	G13	230	18	610	-
3	3223023	LF3223023	G13	230	18	610	-
3	3223024	LF3223024	G13	230	20	610	-
3	3223025	LF3223025	G13	230	20	610	anti-splinter
3	3223026	LF3223026	G13	230	30	460	-
3	3223027	LF3223027	G13	230	30	460	anti-splinter
3	3223028	LF3223028	G13	230	36	610	-
3	3223029	LF3223029	G13	230	36	610	anti-splinter
3	7107979	LF7107979	G13	230	40	590	-
3	3223030	LF3223030	G13	230	40	610	-
3	3223031	LF3223031	G13	230	40	610	anti-splinter

GERMICIDAL UV-C LAMPS FOR KNIFE CABINETS



Photo	LF Code	GEV Code	Base	Voltage (V)	Power (W)	Length (mm)	Notes
1	3223015	LF3223015	E27	230	15	160	-
1	3223016	LF3223016	E27	230	15	160	anti-splinter
2	3223032	LF3223032	G13	230	15	435	anti-splinter
2	3223033	LF3223033	G13	230	15	455	anti-splinter
2	3223034	LF3223034	G13	230	30	900	-

CUENOD BURNERS

CUENOD FUEL BURNERS



1

2

Photo	LF Code	GEV Code	Model	Voltage	Fuel connection	Power (kW)	Flow rate (L/h)	Injector ø (mm)	Notes
1	3023381	LF3023381	FC6F	230 V - 50 Hz	3/8"	35 to 50	3 to 5	1,00	mounting kit included
1	3023382	LF3023382	FC9F	230 V - 50 Hz	3/8"	50 to 90	5 to 9	1,50	mounting kit included
2	3023383	LF3023383	FC12F	230 V - 50 Hz	3/8"	80 to 130	8 to 13	2,00	mounting kit included

CUENOD GAS BURNERS



1

2

Photo	LF Code	GEV Code	Model	Voltage	Gas connection	Power (kW)	Flow rate (Nm ³ /h)	Notes
1	3023385	LF3023385	FC6G	230 V - 50 Hz	1/2"	35 to 50	4 to 6	mounting kit included
1	3023386	LF3023386	FC9G	230 V - 50 Hz	3/4"	50 to 90	6 to 10	mounting kit included
2	3023387	LF3023387	FC12G	230 V - 50 Hz	3/4"	80 to 130	10 to 14	mounting kit included

CUENOD SAFETY MODULES

NEW



1



2



3



4



5




6

Photo	LF Code	GEV Code	Model	Suitable for	Cuenod code
1	3154004	LF3154004	Honeywell SH 113	FC6F, FC9F (before 08/09)	13015697
2	7152901	LF7152901	Honeywell DMG 970-N MOD 3	FC6G, FC9G (before 08/09)	65324244
3	7152830	LF7152830	Honeywell SG 513 C2	FC6G, FC9G (before 08/09)	13011099
4	3154010	LF3154010	Cuenod TCH 161.05	FC6F, FC9F (after 08/09)	65300304
4	3154007	LF3154007	Cuenod TCG 161.07	FC6G, FC9G (after 08/09)	65300306
4	3154009	LF3154009	Cuenod TCH 141.00	FC12F, FC16F (after 2012)	65300269
4	3154006	LF3154006	Cuenod TCG 141.02	FC12G, FC16G (after 2012)	65300838
5	3154008	LF3154008	Cuenod TCH 131.05	FC12F, FC16F (before 2012)	65300343
5	3154005	LF3154005	Cuenod TCG 131.07	FC12G, FC16G (before 2012)	65300319
6	3154001	LF3154001	Siemens LGB22.230B27	FC10G, FC14G	13009202

CUENOD IGNITION ELECTRODES & IONIZATION SPARKLES




1



2



3



4



5



6

Photo	LF Code	GEV Code	Description	Notes	Cuenod code
1	3806042	LF3806042	ignition FC6F, FC9F	old Cuenod code 13015848	13011119
2	3806043	LF3806043	ignition FC12F, FC16F	old Cuenod code 13015847	13018153
3	3806041	LF3806041	ignition FC6G, FC9G (after 08/09), FC12G, FC16G	old Cuenod code 65300076	65300738
4	3806040	LF3806040	ignition FC14F	fixation included	13007907
5	3806045	LF3806045	ignition + ionization FC6G, FC9G (before 08/09)	-	13015841
6	3806046	LF3806046	ionization FC6G, FC9G (after 08/09), FC12G, FC16G	old Cuenod code 13018031	13010529

CUENOD BURNERS

CUENOD IONIZATION & IGNITION ACCESSORIES



Photo	LF Code	GEV Code	Description	Suitable for	Cuenod code
1	3801022	LF3801022	ignition cable	FC6F, FC9F (before 08/09)	13011123
2	3801020	LF3801020	ignition cable	FC6F, FC9F (after 08/09)	65300028
3	3801023	LF3801023	ignition cable	FC6G, FC9G	65300077
4	3801019	LF3801019	ignition cable	FC10F, FC14F	13015369
5	3801021	LF3801021	ignition cable	FC12F, FC16F	13013524
6	3801018	LF3801018	ignition cable	FC12G, FC16G	65300323




Photo	LF Code	GEV Code	Description	Suitable for	Cuenod code
1	3801024	LF3801024	ionization cable	FC6G, FC9G (before 08/09)	13010530
2	3801025	LF3801025	ionization cable	FC6G, FC9G (after 08/09)	13014989
2	3801026	LF3801026	ionization cable	FC12G, FC16G	13013525
3	3490014	LF3490014	cell kit Satronic MZ770S	FC6F, FC9F, FC12F, FC16F	65326633
4	3739036	LF3739036	transformer kit Siemens 2 x 5 kV	FC10F, FC14F	65301258
4	3739040	LF3739040	transformer kit Siemens ZE307 7 kV	FC10G, FC14G	65301259
5	3739039	LF3739039	transformer Danfoss EBI M 2 x 7,5 kV	FC6G, FC9G (after 08/09), FC12G, FC16G, FC6F, FC9F, FC12F, FC16F,	13009663
6	3739037	LF3739037	transformer Danfoss EBI 1P 12 kV	FC6G, FC9G (before 08/09)	65300715

CUENOD MOTORS & PROPELLERS



1



2



3



4



5



6

Photo	LF Code	GEV Code	Description	Suitable for	Cuenod code
1	3242846	LF3242846	motor FHP 230 V - 110 W	FC6F, FC9F	13010980
1	3242849	LF3242849	motor FHP 230 V - 85 W	FC6G, FC9G	13010518
2	3242850	LF3242850	motor FHP 230 V - 95 W	FC10F, FC14F	13020329
3	3242848	LF3242848	motor FHP 230 V - 65 W	FC10G, FC14G	13010013
4	3242847	LF3242847	motor FHP 230 V - 160 W	FC12F, FC16F, FC12G, FC16G	13009981
5	3343002	LF3343002	propeller 133 X 42	FC6F, FC6G	13010101
5	3343004	LF3343004	propeller 137 X 52	FC10F, FC14F, FC14G	13012393
5	3343005	LF3343005	propeller 146 X 52	FC12F, FC16F, FC12G, FC16G	13010012
6	3343003	LF3343003	propeller 133 X 62	FC9F, FC9G	13010517
6	3343001	LF3343001	propeller 120 X 52	FC10G	13012392

CUENOD FUEL PUMP & ACCESSORIES



1



2



3



4



5



6

Photo	LF Code	GEV Code	Description	Suitable for	Cuenod code
1	3122894	LF3122894	pump + valve Suntec AS47D 1596	FC...F	13016262
2	3120677	LF3120677	valve kit for pump Suntec AS47D 1596	FC...F	13014854
3	3002015	LF3002015	black pump/motor union	FC6F, FC9F, FC10F, FC14F	65074172
4	3002014	LF3002014	white pump/motor union	FC12F, FC16F	13018143
5	3457002	LF3457002	fuel hose 1 m	FC6F, FC9F	13004801
5	3457003	LF3457003	fuel hose 1,15 m	FC10F, FC14F	13016021
5	3457004	LF3457004	fuel hose 1,5 m	FC12F, FC16F	13007940
6	3500473	LF3500473	brazed nozzle line 252 mm	FC6F	13011120
6	3500475	LF3500475	brazed nozzle line 272 mm	FC9F	13011041
6	3500474	LF3500474	brazed nozzle line 265 mm	FC12F, FC16F	65300344

CUENOD BURNERS

CUENOD PRESSURE SWITCHES & ACCESSORIES



1



2



3



4



5

Photo	LF Code	GEV Code	Description	Notes	Cuenod code
1	3320267	LF3320267	pressure switch Dungs LGW3A 2	0,4 to 3 mbar	13016344
1	3320268	LF3320268	pressure switch Dungs LGW10A 2	1 to 10 mbar	13007823
2	3320265	LF3320265	pressure switch Dungs GW10A5/1	2 to 10 mbar	13023736
2	3320266	LF3320266	pressure switch Dungs GW15A5	10,5 to 150 mbar	13010078
3	3320262	LF3320262	pressure switch Ceb	0,5 to 5 mbar	13020502
3	3320264	LF3320264	pressure switch Ceb	1 to 10 mbar	13020722
4	3320269	LF3320269	pressure switch socket for Ceb	-	13020723
5	3320263	LF3320263	pressure switch + socket Ceb	0,5 to 5 mbar	65300692

CUENOD GAS VALVES & ACCESSORIES



1



2



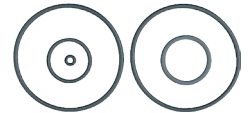
3



4



5



6

Photo	LF Code	GEV Code	Description	Suitable for	Cuenod code
1	3523122	LF3523122	valve + flange Krom Schroder CG10R70D1T5	FC6G (before 08/09)	13010541
-	3523117	LF3523117	flange for valve Krom Schroder CG10R70D1T5	FC6G (before 08/09)	13010548
2	3523126	LF3523126	valve + flange Honeywell VT4625AAFC6	FC6G (after 08/09)	65300243
-	3523120	LF3523120	flange for valve Honeywell VT4625AAFC6	FC6G (after 08/09)	65300244
3	3523123	LF3523123	valve + flange Krom Schroder CG15R03D2TS	FC9G (before 08/09)	13010542
-	3523118	LF3523118	flange for valve Krom Schroder CG15R03D2TS	FC9G (before 08/09)	13010968
4	3523124	LF3523124	valve Dungs MBDL407 B01 S20	FC12G, FC16G (after 08/09), FC10G, FC14G,	13012424
5	3523125	LF3523125	valve Dungs MBDL407 B01 S22	FC9G (after 08/09), FC12G, FC16G (before 08/12)	65300250
-	3523119	LF3523119	flange + oring for valve Dungs MBDL407 B01	FC9G (after 08/09), FC10G, FC12G, FC14G, FC16G	13010074
6	3786890	LF3786890	oring kit	FC9G (before 2009)	13010961

CUENOD ELECTRICAL PARTS




Photo	LF Code	GEV Code	Description	Suitable for	Cuenod code
1	3068170	LF3068170	capacitor + cover - 3 μ F, 400 V	FC6G, FC9G	13010520
2	3068171	LF3068171	capacitor + cover - 4 μ F, 400 V	FC6F, FC9F, FC10F, FC14F	13011117
2	3068169	LF3068169	capacitor + cover - 2 μ F, 400 V	FC10G, FC14G	13010015
2	3068172	LF3068172	capacitor + cover - 5 μ F, 400 V	FC12F, FC16, FC12G, FC16G	65325038
3	3650008	LF3650008	connection module	FC6F, FC9F	13010979
4	3650009	LF3650009	connection module	FC6G, FC9G	13010521
5	3247078	LF3247078	connection socket Wieland 7 poles	all burners	65322070
6	3247079	LF3247079	connection plug Wieland 7 poles	all burners	13010523

CUENOD AIRING PARTS



Photo	LF Code	GEV Code	Description	Suitable for	Cuenod code
1	3352301	LF3352301	shutter	FC12F, FC12G, FC16F, FC16G	13023775
2	3095022	LF3095022	shutter kit	FC6F, FC9F	13010472
3	3095021	LF3095021	shutter kit	FC6G, FC9G	13010473
4	3445552	LF3445552	shutter manual control	FC10F, FC10G, FC14F, FC14G	13015710
5	3352302	LF3352302	metal shutter	FC10F, FC10G, FC14F, FC14G	13016788


CUENOD BURNERS

CUENOD FLANGES & GASKETS

NEW




1




2



3



4



5

Photo	LF Code	GEV Code	Description	Suitable for	Cuenod code
1	3523115	LF3523115	flange + gasket + screws	FC6F, FC6G	13022754
1	3523114	LF3523114	flange + gasket + screws	FC9F, FC9G	13018849
1	3523112	LF3523112	flange + gasket + screws	FC12F, FC12G	13023304
1	3523113	LF3523113	flange + gasket + screws	FC16F, FC16G	13018134
2	3523116	LF3523116	flange + gasket + screws + Wieland plug	FC14F, FC14G	13012385
3	3187029	LF3187029	flange gasket	FC6F, FC6G	13010501
3	3187028	LF3187028	flange gasket	FC9F, FC9G	13010502
3	3187025	LF3187025	flange gasket	FC12F, FC12G, FC16F, FC16G	13021414
4	3187026	LF3187026	flange gasket + screw	FC10F, FC10G	13012386
4	3187027	LF3187027	flange gasket + screw	FC14F, FC14G	13009973
5	7152831	LF7152831	CP1 plate + gasket 225 x 200 mm	FC6, FC9, FC10, FC12 fuel & gas	13018495
5	7152902	LF7152902	CP2 plate + gasket 260 x 220 mm	FC14F, FC14G, FC16F, FC16G	13018496

RIELLO FUEL BURNERS

NEW



1



2

Photo	LF Code	GEV Code	Model	Voltage	Power (kW)	Flow rate (kg/h)	Notes
1 & 2	7152895	LF7152895	R40F5INTEL	230 V - 50 Hz	30 to 60	2,5 to 5	mounting kit included, suitable to Bongard
1 & 2	7152896	LF7152896	R40F10INTEL	230 V - 50 Hz	54 to 107	4,5 to 9	mounting kit included, suitable to Bongard
1 & 2	7152897	LF7152897	R40F20INTEL	230 V - 50 Hz	95 to 202	8 to 17	mounting kit included, suitable to Bongard

Available on demand

RIELLO GAS BURNERS

NEW



1



2

Photo	LF Code	GEV Code	Model	Voltage	Power (kW)	Notes
1 & 2	7152898	LF7152898	R40FS5INTEL	230 V - 50 Hz	23 to 58	injector & mounting kit included, suitable to Bongard
1 & 2	7152899	LF7152899	R40FS10INTEL	230 V - 50 Hz	42 to 116	injector & mounting kit included, suitable to Bongard
1 & 2	7152900	LF7152900	R40FS20INTEL	230 V - 50 Hz	81 to 220	injector & mounting kit included, suitable to Bongard

Available on demand

RIELLO COMPLETE GAS RAMPS

NEW



1

Photo	LF Code	GEV Code	Model	Suitable for	Notes	Riello code
1	7152882	LF7152882	MB405/1-RSD20	FS5	D = 1/2"	3970530
1	7152881	LF7152881	MB407/1-RSD20	FS8, FS10, FS20	D = 3/4"	3970531

RIELLO BURNERS

RIELLO SAFETY MODULES & ACCESSORIES



1



2



3



4



5


Photo	LF Code	GEV Code	Model	Notes	Riello code
1	7152841	LF7152841	MG557-3	old code Riello 3020230	20146463
2	7152840	LF7152840	MG557	for FS5, FS8	20143555
3	7152842	LF7152842	MG569	-	3002967
4	7152890	LF7152890	508SE	-	3001138
5	3023358	LF3023358	RM088.53C2	Landis	3013073



1



2



3



4

Photo	LF Code	GEV Code	Model	Notes	Riello code
1	5142482	LF5142482	525SE/3	-	3001149
1	5142486	LF5142486	525SE/5	-	3001164
2	3023357	LF3023357	530SE	-	3001156
3	7152883	LF7152883	socket for safety module 525SE	-	3002307
3	7152884	LF7152884	socket for safety module 530SE	-	3002278
4	7152859	LF7152859	7 poles plug	for FS5, FS8, FS10, FS20	3006937

RIELLO IGNITION ELECTRODES & IONIZATION SPARKLES

NEW



Photo	LF Code	GEV Code	Description	Notes	Riello code
1	7152850	LF7152850	ignition FS5	-	3002584
2	5142488	LF5142488	ignition FS5 gas	length 255 mm	3006704
3	7152849	LF7152849	ignition FS8 gas	-	3006705
4	3020377	LF3020377	ignition FS8 gas new model	-	3020377
5	5142489	LF5142489	ignition FS10 gas	-	3006943
6	3023361	LF3023361	ignition FS20 gas	-	3006706




Photo	LF Code	GEV Code	Description	Notes	Riello code
1	7152853	LF7152853	ignition F5 fuel	-	3006072
2	7152851	LF7152851	ignition F10 fuel	-	3006074
3	7152852	LF7152852	ignition F20 fuel	-	3006076
4	7152893	LF7152893	ionization FS5 gas	-	3006707
5	5142490	LF5142490	ionization FS10 gas	for FS8 gas	3006708
6	3023364	LF3023364	ionization FS20 gas	-	3006709

RIELLO IONIZATION & IGNITION ACCESSORIES




Photo	LF Code	GEV Code	Description	Notes	Riello code
1	3023359	LF3023359	ignition cables	5 pieces	3002689
2	7152839	LF7152839	ignition cables for FS8 new modele	5 pieces	3002353
3	3023360	LF3023360	ionization cables	5 pieces	3008453
4	7152885	LF7152885	transformer COFI TRS830P	8 KV	3006592
5	5142487	LF5142487	flame sensor	for F5, F10, F20	20132573

RIELLO BURNERS

RIELLO MOTORS & PROPELLERS



Photo	LF Code	GEV Code	Description	Suitable for	Riello code
1	7152873	LF7152873	motor	F5, F10	3008451
2	7152875	LF7152875	motor	F10, FS10 new model	3008865
3	7152874	LF7152874	motor	F20	3005820
4	7152876	LF7152876	motor	FS20	3008972
5	7152888	LF7152888	propeller ø 108 x 42 mm	F5 fuel, FS5 gas	3005708
5	7152886	LF7152886	propeller ø 119 x 52 mm	F10 fuel, FS10 gas	3005788
5	7152887	LF7152887	propeller ø 139 x 62 mm	F20 fuel, FS20 gas	3005799

RIELLO FUEL PUMP & ACCESSORIES



Photo	LF Code	GEV Code	Description	Suitable for	Riello code
1	3023362	LF3023362	fuel pump F10K	F5, F10, F20 fuel	3006918
2	7152832	LF7152832	pump union	F5, F10, F20 fuel	3000443
3	3023363	LF3023363	pump solenoid	F5, F10, F20 fuel	3002279
4	7152860	LF7152860	pump filter	F5, F10, F20 fuel	3005719
5	7152861	LF7152861	flexible fuel hose	F5, F10, F20 fuel	3005720

RIELLO PRESSURE SWITCHES & ACCESSORIES



1




2



3

Photo	LF Code	GEV Code	Model	Suitable for	Riello code
1	7152878	LF7152878	pressure switch Dungs LGW3 A2	FS5, FS8, FS10	3002316
2	7152877	LF7152877	pressure switch Dungs LGW10 A2	FS20	3007444
3	7152847	LF7152847	pressure switch connection	FS5, FS8	3002959

RIELLO BURNER MISCELLANEOUS PARTS



1



2



3



4



5

Photo	LF Code	GEV Code	Description	Suitable for	Riello code
1	3523124	LF3523124	gas valve Dungs MBDL407 B01 S20	FS10, FS20 gas	-
2	7152880	LF7152880	sprayer	F5, F10	3005709
3	7152879	LF7152879	sprayer	F20	3005764
4	7152837	LF7152837	EMI filter	-	3008452
5	7152868	LF7152868	airing kit	FS10, FS20	3010094

RIELLO BURNERS

RIELLO FLAME HOLDERS & AIR SHUTTERS



1




2

Photo	LF Code	GEV Code	Description	Suitable for	Riello code
1	7152835	LF7152835	flame holder	FS5	3006899
1	7152836	LF7152836	flame holder	FS8	3006699
1	7152833	LF7152833	flame holder	FS10	3006945
1	7152834	LF7152834	flame holder	FS20	3006700
2	3023367	LF3023367	air shutter	F5 fuel, FS5 gas	3007204
2	7152889	LF7152889	air shutter	F8, F10, FS10	3007205
2	3023368	LF3023368	air shutter	F20 fuel, FS20 gas	3007206

RIELLO FLANGES & FLANGE GASKETS



1



2

Photo	LF Code	GEV Code	Description	Suitable for	Riello code
1	7152846	LF7152846	flange	F5	3008636
1	7152843	LF7152843	flange	F10	3008637
1	7152844	LF7152844	flange	F10 fuel, FS10 gas	3005796
1	7152845	LF7152845	flange	F20	3005814
2	7152866	LF7152866	flange gasket	F5 fuel, FS5 gas	3005787
2	7152864	LF7152864	flange gasket	F10 fuel, FS10 gas	3005795
2	7152865	LF7152865	flange gasket	F20 fuel, FS20 gas	3005813
2	7152867	LF7152867	flange gasket	F20	3006710

SAFETY RELAYS



1



2




3

Photo	LF Code	GEV Code	Manufacturer	Model	Manufacturer article number
1	5142382	LF5142382	Honeywell	MMI 810.1 Mod. 33	0640220
2	5142383	LF5142383	Honeywell	MMI 811.1 Mod. 35	0621120
3	5142384	LF5142384	Honeywell	MMI 962.1 Mod. 23	06256

CELLS, ELECTRODES & THERMOCOUPLES

NEW



1



2



3



4



5



6

Photo	LF Code	GEV Code	Description	Manufacturer	Model	Manufacturer article number
1	7159910	LF7159910	ignition electrode	Eloma	Genius, Multimax	EL0507183
2	7159913	LF7159913	ignition electrode	Eloma	Genius	EL0507184
3	5137861	LF5137861	thermocouple	Salva	SIR/14 FE-KO-0,5-	1330015011
4	5137862	LF5137862	thermocouple	Salva	SIR/14 K-0,5-9	1330017025
5	5142377	LF5142377	gas cell	Satronic	UVZ 780 white	18814U
6	5142380	LF5142380	gas cell kit	Satronic	MZ 770S	51001U

OVEN HEATING ELEMENTS

SALVA OVEN HEATING ELEMENTS




Photo	LF Code	GEV Code	Voltage (V)	Power (W)	Model
1	5137832	LF5137832	230	6000	K5
2	5137841	LF5137841	230	7200	K-5/10
3	5137844	LF5137844	230	3000	LT/17
4	5137842	LF5137842	230	5400	LT4/00
5	5137833	LF5137833	230	1100	KB1
6	5137843	LF5137843	230	-	SK20 E/10

SALVA HEATING STRIPS



Photo	LF Code	GEV Code	Voltage (V)	Model
1	5137828	LF5137828	230	E-15/80
1	5137829	LF5137829	230	EM-25/80
1	5137830	LF5137830	230	EMD-20/00
1	5137835	LF5137835	230	NXE-20/00
1	5137836	LF5137836	230	NXM-20/00
1	5137840	LF5137840	230	E-25/80
2	5137838	LF5137838	230	ED/13
2	5137839	LF5137839	230	EM/13

OVEN HEATING ELEMENTS

WIESHEU HEATING ELEMENTS

NEW

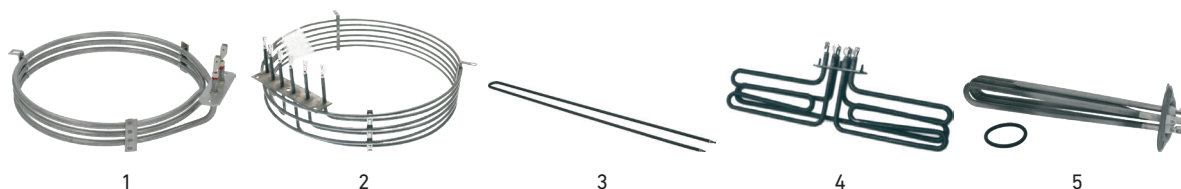


Photo	LF Code	GEV Code	Voltage (V)	Power (W)	Dimensions (mm)	Flange dimensions (mm)
1	3355742	415841	230	3000	ext. ø 205, int. ø 192	70 x 22
2	5120953	LF5120953	230	9000	-	-
3	3755333	415452	230	750	48 x 420	-
3	3755335	415534	230	1000	40 x 795	-
3	3755337	415536	230	1100	40 x 760	-
3	3755336	415535	230	1500	50 x 645	-
3	3755332	415530	230	2000	40 x 940	-
4	3355744	415834	230	4000	400 x 100	-
5	3755331	415832	230	7000	295	ø 63

MIWE OVEN HEATING ELEMENTS

NEW




Photo	LF Code	GEV Code	Voltage (V)	Power (W)	Dimensions (mm)
1	5120191	LF5120191	230	-	Ext. ø 220
2	5120065	420350	230	1500	23 x 1295
3	5107290	420349	400	4000	115 x 573

OVEN HEATING ELEMENTS SUITABLE TO BONGARD

NEW




Photo	LF Code	GEV Code	Voltage (V)	Power (W)	Dimensions (mm)	Flange dimensions (mm)	Cable length (mm)
1	7127029	LF7127029	230 / 400	8000	ext. ø 380, int. ø 320	90 x 45 (4 fixing screws)	3000
1	7127030	LF7127030	230 / 400	10000	ext. ø 380, int. ø 320	90 x 45 (4 fixing screws)	3000

OVEN HEATING ELEMENTS

OVEN HEATING ELEMENTS SUITABLE TO EUROFOURS

NEW

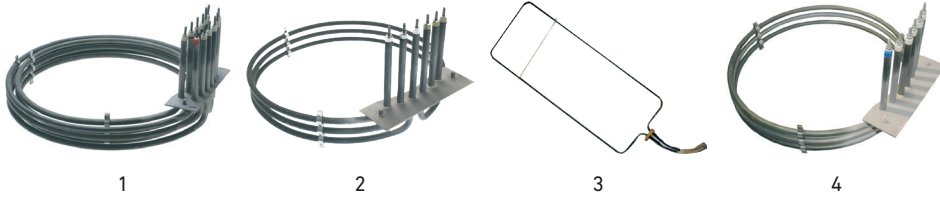


Photo	LF Code	GEV Code	Voltage (V)	Power (W)	Dimensions (mm)	Flange dimensions (mm)
1	5044041	LF5044041	230 / 400	9450	ext. ø 370, int. ø 300	170 x 55
2	5124249	LF5124249	230 / 400	6000	ext. ø 360	170 x 55
3	5043182	LF5043182	230	1260	192 x 180	100 x 22
4	5042984	LF5042984	230 / 400	5250	ext. ø 335	170 x 55

OTHER SPECIFIC HEATING ELEMENTS

NEW



Photo	LF Code	GEV Code	Voltage (V)	Model	Dimensions (mm)	Flange dimensions (mm)	Suitable to
1	3855106	LF3855106	230	50	-	-	Panimatic
2	7120252	LF7120252	230	2350	520 x 765	-	Caplain
3	3455398	420091	240 / 415	6000	410	ø 72	immersion heater
3	3755542	416232	230	6000	310	ø 72	immersion heater

FINNED HEATING ELEMENTS




Photo	LF Code	GEV Code	Voltage (V)	Power (W)	Length (mm)	Fin dimensions (mm)	Flange dimensions (mm)
1	3455067	418394	230	750	405	50 x 25	M14x1
1	3455110	LF3455110	230	1000	500	50 x 25	M14x1
1	3455071	418396	230	1500	770	50 x 25	M14x1
1	3455113	418397	230	2000	995	50 x 25	M14x1
2	3455199	LF3455199	230	250	240	50 x 25	M14x1,5
2	3455299	418393	230	500	300	50 x 25	M14x1,5
3	3455200	418398	230	1000	290	80 x 40	M24x1,5
3	3455201	LF3455201	230	1250	365	80 x 40	M24x1,5
3	3455202	418399	230	1500	440	80 x 40	M24x1,5
3	3455204	418400	230	1750	515	80 x 40	M24x1,5
3	3455206	418401	230	2000	590	80 x 40	M24x1,5
4	5120063	420285	230	1000	285	-	M14x1,5
4	5120064	420286	230	1500	285	-	M14x1,5

HEATING ELEMENT MODULES FOR TANGENTIAL FANS



Photo	LF Code	GEV Code	Voltage (V)	Power (W)	Dimensions (mm)	Notes
1	3355363	LF3355363	230	2000	35 x 180	-
2	7121996	LF7121996	230	2 x 1000	35 x 180	suitable to Eurofours
3	2102796	LF2102796	230	2000	35 x 180	-
4	7103628	LF7103628	230	2000	38 x 180	-
5	3855105	LF3855105	230	2 x 1000	39 x 180	suitable to Panimatic
6	3355864	LF3355864	230	1000	35 x 270	-
6	3355378	LF3355378	230	2000	35 x 270	-

HEATING ELEMENTS

CERAMIC HEATING ELEMENTS



Photo	LF Code	GEV Code	Voltage (V)	Power (W)	Dimensions (mm)
1	5120904	418404	230	400	60 x 120
1	3755831	415108	230	500	60 x 120
2	3310018	LF3310018	230	150	60 x 245
2	3755825	415101	230	250	60 x 245
2	3355826	415102	230	400	60 x 245
2	3310016	418402	230	500	60 x 245
2	3355829	415103	230	650	60 x 245
2	3310017	LF3310017	230	750	60 x 245
2	3755830	415104	230	1000	60 x 245

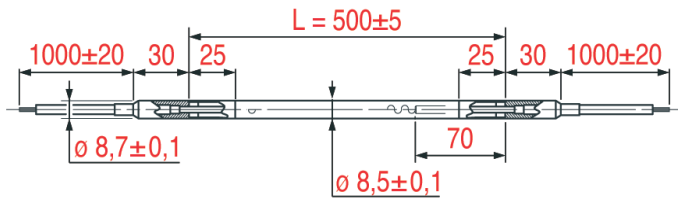
FLAT SILICONE HEATING ELEMENTS

NEW



Photo	LF Code	GEV Code	Voltage (V)	Power (W)	Dimensions (mm)	Cut-off temperature (°C)
1	3355332	420613	240	500	175 x 290	150
1	3355336	420612	240	1000	290 x 400	150
2	3755939	418763	230	500	175 x 290	145
2	3755940	LF3755940	230	1000	290 x 400	145
3	3355689	418855	230	100	60 x 210	130
3	3355688	418856	230	200	117 x 210	130
4	3355661	416315	230	80	65 x 470	100
4	5039574	419331	230	700	300 x 290	130
5	5073664	LF5073664	230	400	430 x 430	145
6	4088274	LF4088274	230	1000	260 x 400	200

SHEATHED HEATING ELEMENTS



1

Photo	LF Code	GEV Code	Model	Voltage (V)	Power (W)	Heating length (mm)	Total length (mm)
1	3455432	LF3455432	RSV-050	230	150	486	500
1	3455433	LF3455433	RSV-060	230	200	586	600
1	3455434	LF3455434	RSV-100	230	350	860	1000
1	3455435	LF3455435	RSV-125	230	450	1110	1250
1	3455436	LF3455436	RSV-150	230	550	1360	1500
1	3455437	LF3455437	RSV-175	230	600	1610	1750
1	3455438	LF3455438	RSV-200	230	700	1860	2000
1	3455439	LF3455439	RSV-225	230	800	2110	2250
1	3455440	LF3455440	RSV-250	230	900	2360	2500
1	3455441	LF3455441	RSV-275	230	1000	2610	2750
1	3455442	LF3455442	RSV-300	230	1100	2860	3000
1	3455443	LF3455443	RSV-325	230	1200	3110	3250
1	3455444	LF3455444	RSV-350	230	1300	3360	3500
1	3455455	LF3455455	RSV-375	230	1400	3610	3750
1	3455445	LF3455445	RSV-400	230	1500	3860	4000
1	3455446	LF3455446	RSV-450	230	1700	4360	4500
1	3455447	LF3455447	RSV-500	230	1900	4860	5000
1	3455448	LF3455448	RSV-550	230	2100	5360	5500
1	3455449	LF3455449	RSV-600	230	2200	5860	6000
1	3455450	LF3455450	RSV-650	230	2400	6360	6500
1	3455451	LF3455451	RSV-725	230	2650	7110	7250

REFRIGERATION HEATING ELEMENTS

DRAIN HEATING CABLES



1

Photo	LF Code	GEV Code	Voltage (V)	Power (W)	Heating length (mm)	Cable length (mm)
1	3356180	416336	230	16	500	2400
1	3355967	419345	230	30	970	1500
1	3455043	LF3455043	230	20	1000	500
1	3355941	417518	230	50	1000	1000
1	3355964	LF3355964	230	28,8	1870	1300
1	3355942	417519	230	100	2000	1000
1	3355943	417520	230	150	3000	1000
1	3355944	417521	230	200	4000	1000
1	3355945	417522	230	250	5000	1000
1	3355946	417523	230	300	6000	1000

CARTRIDGE HEATING ELEMENTS

NEW



1

2

3

4

Photo	LF Code	GEV Code	Voltage (V)	Power (W)	Heating length (mm)	Cartridge ø (mm)	Notes
1	3355911	417227	230	145	130	ø 12	thread flange 3/8"
1	3455509	419313	230	150	180	ø 12	thread flange 3/8"
1	3455477	419216	230	250	130	ø 12	thread flange 3/8"
1	3455479	419218	230	400	240	ø 12	thread flange 3/8"
2	3455466	417570	230	110	120	ø 12	thread flange 3/8"
2	3455024	417577	230	190	180	ø 12	thread flange 3/8"
2	3455467	417571	230	230	180	ø 12	thread flange 3/8"
2	3455468	417572	230	330	240	ø 12	thread flange 3/8"
3	3455478	419217	230	700	370x90	ø 12	thread flange 3/8"
4	7125721	LF7125721	230	1000	-	-	suitable to Bongard

CONDENSATE EVAPORATION TRAYS

NEW



1

Photo	LF Code	GEV Code	Voltage (V)	Power (W)	Dimensions (mm)	Capacity (l)	Notes
1	3016007	750002	230	300	120 x 315	1,5	evaporation 177 ml/h
1	3015042	750807	230	300	120 x 315	1,5	evaporation 177 ml/h, with automatic reset

HEATING CORDS



1

Photo	LF Code	GEV Code	Voltage (V)	Power (W)	Heating length (mm)	Cable length (mm)
1	3355684	418807	230	18	1210	1755 + 1755
1	3355691	LF3355691	230	65	1500	500 + 500
1	3355681	LF3355681	230	9	1980	600 + 600
1	3355690	LF3355690	230	45	2300	300 + 300
1	3355683	418809	230	41	2680	1740 + 1740
1	3355698	420372	230	54	3000	500 + 500
1	3355699	LF3355699	230	63	3500	500 + 500
1	3355700	420373	230	72	4000	500 + 500
1	3355705	LF3355705	230	81	4500	500 + 500
1	3355706	420374	230	90	5000	500 + 500
1	3355728	LF3355728	230	99	5500	500 + 500
1	3355729	420375	230	108	6000	500 + 500
1	3355932	416311	230	46	6000	800 + 800
1	3355730	417805	230	117	6500	500 + 500
1	3355734	420376	230	126	7000	500 + 500
1	3355735	LF3355735	230	135	7500	500 + 500
1	3355738	420377	230	144	8000	500 + 500

REFRIGERATION HEATING ELEMENTS

PANIMATIC HEATING CORDS



1



2

Photo	LF Code	GEV Code	Power (W)	Heating length (mm)	Panimatic code
1	3855098	LF3855098	60	5	F010003018
1	3855099	LF3855099	60	6	F010003019
2	3855100	LF3855100	-	1,5	F010003231
2	3855101	LF3855101	-	2	F010003148
2	3855102	LF3855102	-	3	F010003246
2	3855103	LF3855103	-	4	F010003232

DAGARD HEATING CORDS



1

Photo	LF Code	GEV Code	Power (W)	Heating length (mm)	Dagard code
1	7113440	LF7113440	310	9,45	RGFL2401A
1	7113436	LF7113436	340	8,65	RGFL2351A
1	7113441	LF7113441	365	11,05	RGFL2501A
1	7113437	LF7113437	390	10,25	RGFL2451A
1	7113438	LF7113438	445	11,85	RGFL2551A
1	7113439	LF7113439	490	13,45	RGFL2601A

OVEN DOOR GLASSES

SALVA OVEN DOOR GLASSES



1



2



3



4

Photo	LF Code	GEV Code	Description	Model
1	5137890	LF5137890	faceplate window	E-20/13
2	5137894	LF5137894	outer window	E-20/13
3	5137907	LF5137907	left window	E-20/13
4	5137910	LF5137910	inner glass	E-20/13



1



2



3




4

Photo	LF Code	GEV Code	Description	Model
1	5137892	LF5137892	faceplate window	E-30/13
2	5137896	LF5137896	outer window	E-30/13
3	5137908	LF5137908	left window	E-30/13
4	5137912	LF5137912	inner glass	E-30/13



1



2



3



4

Photo	LF Code	GEV Code	Description	Model
1	5137905	LF5137905	outer window	EM-20/13
2	5137913	LF5137913	inner glass	EM-20/13
3	5137936	LF5137936	outer window	K-15/10
4	5137906	LF5137906	outer window	K5/00

OVEN DOOR GLASSES

SALVA OVEN DOOR GLASSES



Photo	LF Code	GEV Code	Description	Model
1	5137921	LF5137921	inner glass	K5/00
2	5137923	LF5137923	faceplate window	K-5/10 PREMIUM
3	5137924	LF5137924	faceplate window	K-5/10 STANDARD
4	5137915	LF5137915	inner glass	KX-10/10




Photo	LF Code	GEV Code	Description	Model
1	5137925	LF5137925	faceplate window	KX-10/10 PREMIUM
2	5137926	LF5137926	faceplate window	KX-10/10 STANDARD
3	5137900	LF5137900	outer window	KXE/10
4	5137922	LF5137922	inner glass	KXE/10





Photo	LF Code	GEV Code	Description	Model
1	5137929	LF5137929	outer window	LABE-4
2	5137916	LF5137916	inner glass	LT/17 PL
3	5137888	LF5137888	right window	MEE/13
4	5137909	LF5137909	left window	MEE/13 CONJ.

OVEN DOOR GLASSES

SALVA OVEN DOOR GLASSES



1



2



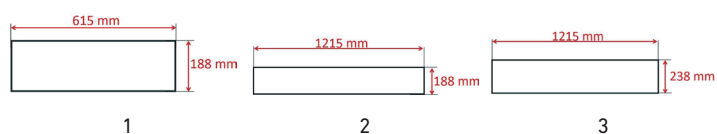
3



4

Photo	LF Code	GEV Code	Description	Model
1	5137902	LF5137902	outer window	NXE-20/13
2	5137917	LF5137917	inner glass	NXE-20/13
3	5137931	LF5137931	outer window	NXEP/00
4	5137903	LF5137903	outer window	NXM-20/13

MIWE OVEN DOOR GLASSES



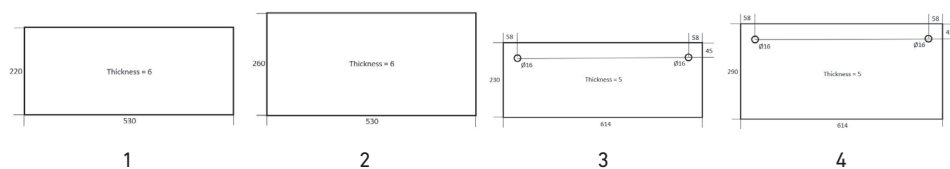
1

2

3

Photo	LF Code	GEV Code	Length (mm)	Width (mm)	Thickness (mm)
1	5120195	LF5120195	615	188	6
2	5120165	LF5120165	1215	188	6
3	5120250	LF5120250	1215	238	6

DOOR GLASSES SUITABLE TO BONGARD OVENS



1

2

3

4

Photo	LF Code	GEV Code	Length (mm)	Width (mm)	Thickness (mm)	Notes
1	5142586	LF5142586	530	220	6	-
2	5142587	LF5142587	530	260	6	-
3	5142574	LF5142574	614	230	5	2 holes
4	5142575	LF5142575	614	290	5	2 holes

OVEN DOOR GLASSES

DOOR GLASSES SUITABLE TO BONGARD OVENS

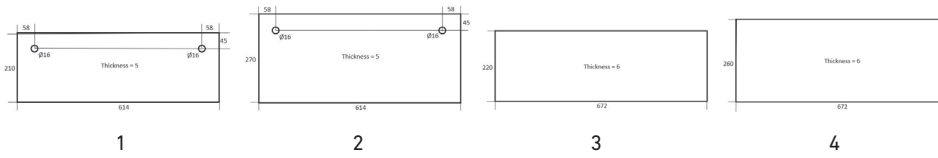


Photo	LF Code	GEV Code	Length (mm)	Width (mm)	Thickness (mm)	Notes
1	5142584	LF5142584	614	210	5	2 holes
2	5142585	LF5142585	614	270	5	2 holes
3	5142588	LF5142588	672	220	6	-
4	5142589	LF5142589	672	260	6	-

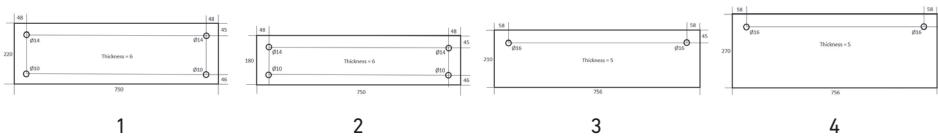


Photo	LF Code	GEV Code	Length (mm)	Width (mm)	Thickness (mm)	Notes
1	5142572	LF5142572	750	220	6	4 holes
2	5142573	LF5142573	750	180	6	4 holes
3	5142582	LF5142582	756	210	5	2 holes
4	5142583	LF5142583	756	270	5	2 holes

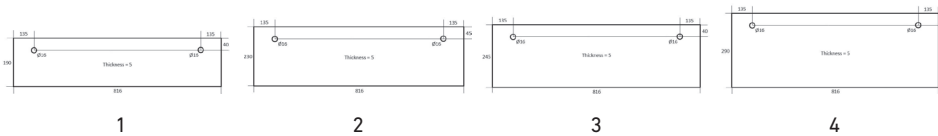


Photo	LF Code	GEV Code	Length (mm)	Width (mm)	Thickness (mm)	Notes
1	5142576	LF5142576	816	190	5	2 holes
2	5142577	LF5142577	816	230	5	2 holes
3	5142578	LF5142578	816	245	5	2 holes
4	5142580	LF5142580	816	290	5	2 holes

OVEN DOOR GLASSES

DOOR GLASSES SUITABLE TO EUROFOURS OVENS

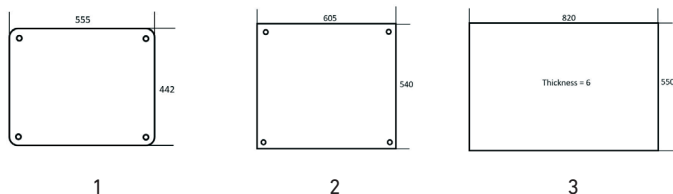


Photo	LF Code	GEV Code	Length (mm)	Width (mm)	Thickness (mm)	Notes
1	7129234	LF7129234	555	442	6	4 holes
2	7132272	LF7132272	605	540	6	4 holes
3	7126079	LF7126079	820	550	6	-

DOOR GLASSES SUITABLE TO FRINGAND OVENS

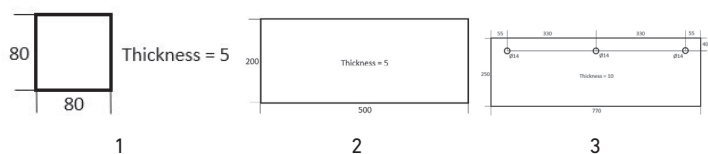


Photo	LF Code	GEV Code	Length (mm)	Width (mm)	Thickness (mm)	Notes
1	5142592	LF5142592	80	80	5	-
2	5142593	LF5142593	500	200	5	-
3	5142594	LF5142594	770	250	10	3 holes

DOOR GLASSES SUITABLE TO TIBILETTI OVENS

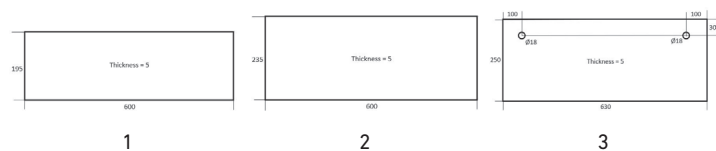


Photo	LF Code	GEV Code	Length (mm)	Width (mm)	Thickness (mm)	Notes
1	5142600	LF5142600	600	195	5	-
2	5142601	LF5142601	600	235	5	-
3	5142599	LF5142599	650	250	5	2 holes

OVEN DOOR GLASSES

DOOR GLASSES SUITABLE TO TIBILETTI OVENS



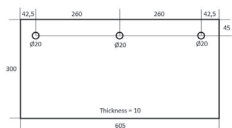
1

2

3

Photo	LF Code	GEV Code	Length (mm)	Width (mm)	Thickness (mm)	Notes
1	5142597	LF5142597	761	250	5	2 holes
2	5142598	LF5142598	761	220	5	2 holes
3	5142603	LF5142603	866	300	8	3 holes

DOOR GLASSES SUITABLE TO RAMALHOS OVENS



1

Photo	LF Code	GEV Code	Length (mm)	Width (mm)	Thickness (mm)	Notes
1	5142596	LF5142596	605	300	10	3 holes

FERMOD HINGES

FERMOD SIDE HINGES - 361 / 362 / 363 SERIES




Photo	LF Code	GEV Code	Model	Length (mm)	Center distance (mm)	Minimum door thickness (mm)	Notes
1	3053391	700562	361	140	30 / 35	37	suitable to Eurofours
2	3053426	700560	362	150	110 / 80	48	right with ramp
3	3053427	700561	362	150	110 / 80	48	left with ramp
4	7109118	LF7109118	363	15	110 / 80	48	without ramp
5	3053713	LF3053713	363	15	110 / 80	48	suitable to Panimatic

FERMOD SIDE HINGES - 401 / 402 / 408 SERIES




Photo	LF Code	GEV Code	Model	Length (mm)	Center distance (mm)	Minimum door thickness (mm)	Notes
1	3053384	LF3053384	401	96	64 / 32	22	chrome
2	3053385	700563	401	96	64 / 32	22	chrome & rilsan
3	3053386	692669	402	96	64 / 32	31	chrome
4	3053387	LF3053387	402	96	64 / 32	31	chrome & rilsan
5	3053442	LF3053442	408	96	64 / 32	41	chrome
6	5142200	LF5142200	408	96	64 / 32	41	chrome & rilsan

FERMOD SIDE HINGES - 525 / 746 SERIES




Photo	LF Code	GEV Code	Model	Length (mm)	Center distance (mm)	Minimum door thickness (mm)	Notes
1	3053399	690340	525	133,5	30,5 / 30,5	33	-
2	3053714	LF3053714	525	133,5	30,5 / 30,5	33	suitable to Panimatic
3	3053407	LF3053407	746	170	144 / 34	75	door up to 100 kg

FERMOD HINGES

FERMOD REMOVABLE HINGES - 306 / 308 / 309 SERIES



Photo	LF Code	GEV Code	Model	Length (mm)	Center distance (mm)	Minimum door thickness (mm)	Notes
1	3053708	690389	306	96	38 / 38	31	left & right
2	3053389	700565	308	120	50 / 50	34	left & right
3	3053363	LF3053363	309	130	50 / 50	46	left & right
4	2105641	LF2105641	309	130	50 / 50	54	wedge 8 mm thickness

FERMOD REMOVABLE HINGES - 446 / 456 / 546 / 556 SERIES




Photo	LF Code	GEV Code	Model	Length (mm)	Center distance (mm)	Minimum door thickness (mm)	Notes
1	3053559	LF3053559	446	148	32 / 32	57	without ramp
2	3053560	LF3053560	456	148	32 / 32	57	with ramp
3	3053406	LF3053406	546	192	60 / 32	48	without ramp, door up to 90 kg
3	5067403	LF5067403	556	192	60 / 32	48	with ramp, door up to 90 kg

FERMOD REMOVABLE HINGES - 470 / 471 / 473 SERIES




Photo	LF Code	GEV Code	Model	Length (mm)	Center distance (mm)	Minimum door thickness (mm)	Notes
1	3053429	LF3053429	471	208	30 / 30	48	with ramp, door up to 40 kg
2	7115490	LF3053428	470 / 471	208	30 / 30	57	wedge 9 mm thickness
3	3053562	LF3053562	473	213	30 / 30	48	with ramp, door up to 40 kg

FERMOD REMOVABLE HINGES - 480 / 481 SERIES




Photo	LF Code	GEV Code	Model	Length (mm)	Center distance (mm)	Minimum door thickness (mm)	Notes
1	7103954	LF7103954	480	166,5	30 / 30	48	without ramp, door up to 40 kg
2	3053400	LF3053400	481	166,5	30 / 30	48	with ramp, door up to 40 kg
3	7104376	LF7104376	480 / 481	166,5	30 / 30	57	wedge 9 mm thickness

FERMOD REMOVABLE HINGES - 1370 / 1371 SERIES




Photo	LF Code	GEV Code	Model	Length (mm)	Center distance (mm)	Minimum door thickness (mm)	Notes
1	3053365	LF3053365	1370	119	50 / 50	35	without ramp, door up to 25 kg
2	3053430	LF3053430	1371	119	50 / 50	35	with ramp, door up to 25 kg
3	5076085	LF5076085	1370 / 1371	119	50 / 50	43	wedge 8 mm thickness

FERMOD SPRING HINGES - 175 / 176 SERIES




Photo	LF Code	GEV Code	Model	Length (mm)	Center distance (mm)	Minimum door thickness (mm)	Notes
1	3053941	690494	175	98,5 + 14,7	25,4	22	fixing kit included, cross head pin
2	3053944	690574	176	98,5 + 14,7	25,4	22	fixing kit included, square head 7,6 mm pin
3	3053499	701011	176	98,5 + 17,7	25,4	22	square head 7,6 mm pin

FERMOD HINGES

FERMOD OVERLAY HINGES - 710 / 720 / 730 / 731 / 760 SERIES



Photo	LF Code	GEV Code	Model	Length (mm)	Center distance (mm)	Minimum door thickness (mm)	Notes
1	3053392	700567	710	82 x 42	72 x 31	22	door up to 20 kg
2	3053377	LF3053377	720	120 x 54	86 x 34	33	door up to 40 kg
3	3053395	LF3053395	730	180 x 76	115 x 42	27	door up to 80 kg
4	2102657	LF2102657	731	180 x 76	115 x 42	27	right with ramp, up to 80kg
5	2102659	LF2102659	731	180 x 76	115 x 42	27	leftt with ramp, up to 80kg
6	5142199	LF5142199	760	250 x 84	140 x 54	27	door up to 100 kg

FERMOD TWO-WAY HINGES - 4526 / 4528 / 4521 / 4523 SERIES




Photo	LF Code	GEV Code	Model	Height (mm)	Door thickness (mm)	Notes
1	3053396	LF3053396	4526	125	25 to 35	adjustable spring, torque up to 1 m/kg
2	3053397	LF3053397	4528	150	25 to 40	adjustable spring, torque up to 1,5 m/kg
3	3053423	LF3053423	4521	160	40	with 90° stop, plastic tie rod
3	3053590	LF3053590	4521	160	40	with 90° stop, stainless steel tie rod
3	3053424	LF3053424	4523	160	40	without stop

OVEN DOOR HINGES

OVEN DOOR HINGES



Photo	LF Code	GEV Code	Model	Center distance (mm)	Total length (mm)	Height (mm)
1	3053345	690495	right	120	155	150
2	3053344	690496	left	120	155	150
3	3053019	700003	striker	95	110	25
4	3053691	LF3053691	right	175	205	156
5	3053690	LF3053690	left	175	205	156
6	3053689	LF3053689	striker	95	118	24




Photo	LF Code	GEV Code	Model	Center distance (mm)	Total length (mm)	Height (mm)
1	3053004	LF3053004	right	175	205	156
2	3053005	LF3053005	left	175	205	156
3	3053003	LF3053003	striker	95	118	23
4	3053006	LF3053006	right	175	205	160
5	3053007	LF3053007	left	175	205	160
6	3053008	LF3053008	striker	95	118	23



Photo	LF Code	GEV Code	Model	Center distance (mm)	Total length (mm)	Height (mm)
1	3053441	LF3053441	right / left	120	153	153
2	3053457	694789	striker	94	120	21
3	3053281	700459	right / left	130	155	147
4	3053308	701136	striker	96	111	24
5	5062223	LF5062223	right / left	130	155	150
6	5048006	693045	striker	95	110	22

OVEN DOOR HINGES

OVEN DOOR HINGES



Photo	LF Code	GEV Code	Model	Center distance (mm)	Total length (mm)	Height (mm)
1	5012812	690032	right / left	135	163	170
2	5012832	690039	striker	95	110	25
3	3053306	701134	right / left	170	205	166
4	3053308	701136	striker	96	111	24
5	7109733	LF7109733	right / left	118	162	147
6	7109734	LF7109734	striker	-	-	-




Photo	LF Code	GEV Code	Model	Center distance (mm)	Total length (mm)	Height (mm)
1	3053351	700390	right / left	130	170	50
2	3053564	701574	right / left	138	215	50
3	7103838	701573	right / left	138	170	50
4	5067076	LF5067076	right / left	-	94	95
5	5085170	LF5085170	right / left	195	210	50



Photo	LF Code	GEV Code	Model	Center distance (mm)	Total length (mm)	Height (mm)	Notes
1	3053013	690564	right	200	285	140	-
2	3053014	690565	left	200	285	140	-
3	5022826	LF5022826	right / left	42	93	43	M6 thread
4	3990008	701561	right / left	175	205	118	striker included (center distance 95 mm)
5	3053312	694397	right / left	175	207	162	striker included (center distance 95 mm)

FERMOD CATCHES & LATCHES

FERMOD CATCHES - 560 / 570 / 571 SERIES (COLD APPLIANCES)




Photo	LF Code	GEV Code	Model	Base dimensions (mm)	Center distance (mm)	Total length (mm)	Notes
1	3242921	LF3242921	560	150 x 23 x h30	110	230	without striker
2	3242579	690455	570	150 x 23 x h30	110	230	striker included
3	3242945	690456	571	150 x 23 x h30	110	230	striker & key included
4	3242922	690428	560 / 570 / 571	16,5	-	-	screws & gasket included
5	2105933	690429	560 / 570 / 571	26,5	-	-	screws & gasket included

FERMOD CATCHES - 651 / 652 SERIES (COLD APPLIANCES)



Photo	LF Code	GEV Code	Model	Base dimensions (mm)	Center distance (mm)	Total length (mm)	Notes
1	3242709	LF3242709	651	54 x 51	36 / 35 / 31	141	striker included
2	3242370	700590	652	54 x 51	36 / 35 / 31	141	nylon roller, striker included
3	3242595	700587	651 / 652	18 to 30	43	-	striker

FERMOD CATCHES - 790 / 791 SERIES (HOT APPLIANCES)




Photo	LF Code	GEV Code	Model	Base dimensions (mm)	Center distance (mm)	Total length (mm)	Notes
1	3242957	LF3242957	790	150 x 30 x h40,5	133	254	striker included
2	3242753	700060	791	150 x 30 x h40,5	133	254	striker included
3	3242718	700061	790 / 791	58 x 35 x h18	43	-	striker

FERMOD CATCHES & LATCHES

FERMOD CATCHES - 790 / 791 / 795 / 796 SERIES (COLD APPLIANCES)



Photo	LF Code	GEV Code	Model	Base dimensions (mm)	Center distance (mm)	Total length (mm)	Notes
1	3242946	690412	790	150 x 30 x h40,5	133	254	striker included
2	3242948	690413	795	150 x 30 x h40,5	133	254	striker & key included
3	3242947	690414	791	150 x 30 x h40,5	133	254	striker included
4	3242949	690415	796	150 x 30 x h40,5	133	254	striker & key included
5	3242042	LF3242042	790 / 791 / 795 / 796	58 x 35 x h18	43	-	striker
6	5037458	700062	791 / 796	90 x 20 x 10	-	-	cautchouc

FERMOD CATCHES - 880 / 885 SERIES (COLD APPLIANCES)



Photo	LF Code	GEV Code	Model	Base dimensions (mm)	Center distance (mm)	Total length (mm)	Notes
1	3242386	700557	880	120 x 28 x h35	104	205	striker included
2	3242583	700556	885	120 x 28 x h35	104	205	striker & key included
2	3242584	LF3242584	885	120 x 28 x h35	104	205	stainless steel, striker & key included
3	3242581	690416	880	120 x 28 x h35	104	205	striker included
4	3242582	690417	885	120 x 28 x h35	104	205	striker & key included
5	3242838	690419	880 / 885	53 x 30 x h39	33	-	striker

FERMOD CATCHES - 1225 / 1825 SERIES (COLD APPLIANCES)



Photo	LF Code	GEV Code	Model	Base dimensions (mm)	Center distance (mm)	Total length (mm)	Notes
1	3242960	690457	1825	181 x 33 x h74	158	386	adjustable, striker included
2	3242571	700570	1225	190 x 36 x h45	168 / 19	400	striker included
3	3242578	692536	1225	-	-	-	striker

FERMOD CATCHES & LATCHES

FERMOD CATCHES - 1220 SERIES (COLD APPLIANCES)




Photo	LF Code	GEV Code	Model	Description
1	3242355	700612	1220	2 points click handle kit
2	3242554	700609	1220	spare lock
3	3242562	700610	1220	spare striker

OTHER FERMOD CATCHES

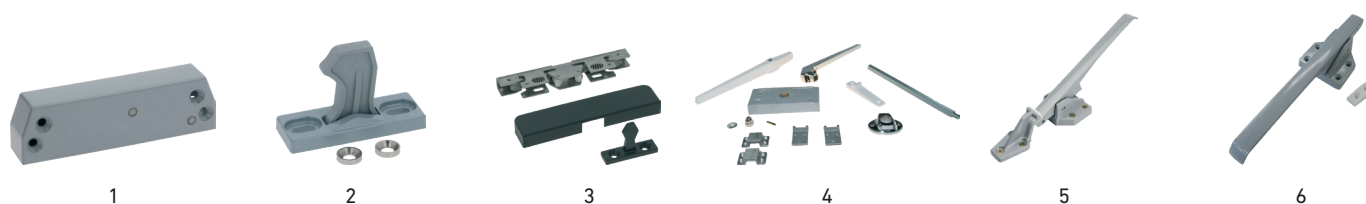


Photo	LF Code	GEV Code	Model	Description
1	3242551	700571	1925 / 1926	spare lock
2	3242557	700572	1925 / 1926	striker
3	3242558	LF3242558	158	catch lock kit with striker & cap
4	5142202	LF5142202	219	3 points click handle kit
5	5142353	LF5142353	2170	internal handle with hooking for recessed doors
6	5074851	694864	2171	internal handle with hooking for overthickness doors

FERMOD LATCHES - 430 / 431 SERIES (COLD ROOMS)



Photo	LF Code	GEV Code	Model	Base dimensions (mm)	Door thickness (mm)	Notes
1	5106868	700615	430	233 x 136 x h62	116 to 165	internal handle included
2	3242752	700616	431	233 x 136 x h62	116 to 165	internal handle & key included
3	2103291	LF2103291	430 / 431	length 1020 mm	-	anti-panic handle

FERMOD CATCHES & LATCHES

FERMOD LATCHES - 520 / 521 SERIES (COLD ROOMS)




Photo	LF Code	GEV Code	Model	Base dimensions (mm)	Door thickness (mm)	Notes
1	2106119	LF2106119	520	238 x 156 x h62	27 to 162	internal punch included
2	5106871	701438	521	238 x 156 x h62	27 to 162	internal punch & key included
3	3242573	LF3242573	520 / 521	-	27 to 43	striker
3	3242574	LF3242574	520 / 521	-	44 to 60	striker
3	3242575	LF3242575	520 / 521	-	61 to 77	striker
4	5132696	LF5132696	520 / 521	17	-	wedge
5	3242361	700618	520 / 521	-	-	internal punch
6	2103291	LF2103291	520 / 521	length 1020 mm	-	anti-panic handle

FERMOD LATCHES - 620 / 621 SERIES (COLD ROOMS)




Photo	LF Code	GEV Code	Model	Base dimensions (mm)	Door thickness (mm)	Notes
1	3242348	700576	620	213 x 104 x h50	27 to 152	internal punch included
2	3242349	700784	621	213 x 104 x h50	27 to 152	internal punch & key included
3	3242396	700795	620 / 621	15	42 to 57	wedge
3	3242397	700796	620 / 621	30	57 to 72	wedge
3	3242398	LF3242398	620 / 621	40	67 to 82	wedge
3	3242546	700797	620 / 621	50	77 to 92	wedge
3	3242547	700798	620 / 621	80	107 to 122	wedge
3	5142146	LF5142146	620 / 621	95	122 to 137	wedge
4	3242361	700618	620 / 621	-	-	internal punch
5	2103291	LF2103291	620 / 621	1020	-	anti-panic handle

FERMOD CATCHES & LATCHES

FERMOD LATCHES - 920 / 921 SERIES (COLD ROOMS)



Photo	LF Code	GEV Code	Model	Base dimensions (mm)	Door thickness (mm)	Notes
1	3242357	LF3242357	920	245 x 108 x 52,5	82 to 152	without striker, internal punch included
1	3242358	701645	921	245 x 108 x 52,5	82 to 152	internal punch & striker included
2	2103293	700573	920	245 x 108 x 52,5	82 to 152	without striker, internal & key punch included
2	3242545	700574	921	245 x 108 x 52,5	82 to 152	internal punch, key & striker included
3	3242395	700577	920 / 921	-	27 to 42	striker
3	3242399	700578	920 / 921	-	42 to 57	striker
3	3242359	700579	920 / 921	-	52 to 72	striker
3	3242360	700580	920 / 921	-	65 to 85	striker
3	3242570	700791	920 / 921	-	82 to 102	striker
3	5142203	LF5142203	920 / 921	-	102 to 122	striker
3	5142205	LF5142205	920 / 921	-	117 to 137	striker
3	5142208	LF5142208	920 / 921	-	132 to 152	striker
4	3242361	700618	920 / 921	-	-	internal punch
5	2103291	LF2103291	920 / 921	1020	-	anti-panic handle

RAHBACH CATCHES & LOCKINGS

RAHRBACH CATCHES - PRESTO SERIES (HOT APPLIANCES)




Photo	LF Code	GEV Code	Model	Base dimensions (mm)	Center distance (mm)	Total length (mm)	Notes
1	3242051	700045	6186	180 x 28 x h32	121	180	without striker
2	7133371	LF7133371	6186	180 x 28 x h32	121	180	without striker, key included
3	3242052	700051	6186	48 x 21 x h5	33	180	striker

RAHRBACH CATCHES - ERGO SERIES (HOT APPLIANCES)




Photo	LF Code	GEV Code	Model	Base dimensions (mm)	Center distance (mm)	Total length (mm)	Notes
1	3242157	694001	6188	185,5 x 23,5 x h33	150	205	striker included
2	3242155	694002	6188	185,5 x 23,5 x h33	150	205	striker & key included
3	3242158	LF3242158	6188	185,5 x 23,5 x h33	150	205	striker included
4	3242156	LF3242156	6188	185,5 x 23,5 x h33	150	205	striker & key included
5	3242221	700082	6188	38 x 18 x h31	26	-	striker

RAHRBACH CATCHES - ERGO SERIES (HOT APPLIANCES)



Photo	LF Code	GEV Code	Model	Base dimensions (mm)	Center distance (mm)	Total length (mm)	Notes
1	3242839	690017	6189	185,5 x 23,5 x h33	150	205	without striker
2	3242844	690018	6189	185,5 x 23,5 x h33	150	205	without striker, key included
3	5114472	690110	6189	38 x 11 x h1	26	-	wedge
4	5114467	690111	6189	38 x 11 x h2	26	-	wedge
5	3242306	690947	6189	40 x 17 x h5	26	-	wedge
6	3242221	700082	6189	38 x 18 x h31	26	-	striker

RAHRBACH CATCHES - DUPLO SERIES (HOT APPLIANCES)



Photo	LF Code	GEV Code	Model	Base dimensions (mm)	Center distance (mm)	Total length (mm)	Notes
1	3242215	700467	6200	173 x 30 x h40	124 / 133	173	without striker
2	3242607	694784	6200	173 x 30 x h40	124 / 133	248	striker included
3	5108210	690146	6200	173 x 30 x h65	124 / 133	248	without striker
4	3242216	690123	6200	69 x 20 x h37	43	-	striker

RAHRBACH CATCHES - JUMBO SERIES (COLD APPLIANCES)




Photo	LF Code	GEV Code	Model	Description	Door thickness (mm)	Notes
1	3242890	692917	6000	external catch	60 to 124	key included
2	3242891	690066	6000	internal punch	60 to 76	-
2	3242892	690067	6000	internal punch	76 to 92	-
2	3242893	690068	6000	internal punch	92 to 108	-
2	3242894	690069	6000	internal punch	108 to 124	-
3	3242096	690061	6000	wedge	30 to 43	-
3	3242097	690062	6000	wedge	51 to 65	-
3	3242540	690063	6000	wedge	71 to 85	-
4	3242095	692885	6000	striker	-	-

RAHBACH CATCHES & LOCKINGS

RAHRBACH LOCKINGS - 6300 SERIES (HOT APPLIANCES)




Photo	LF Code	GEV Code	Description	Dimensions (mm)
1	3242181	690044	right hand handle	185 x h59
2	3242182	690027	left hand handle	185 x h59
3	3242326	700091	striker for right hand handle	110 x 33 x h56
4	3242241	700098	striker for right hand handle	110 x 33 x h74
5	3242327	690045	striker for left hand handle	110 x 33 x h56
6	3242328	690135	striker for left hand handle	110 x 33 x h74

RAHRBACH CREMONE BOLT LOCKING (HOT APPLIANCES)





Photo	LF Code	GEV Code	Description	Notes
1	5066380	698503	right hand cremone bolt closure	maximum length 780 mm, without handle
2	3242422	LF3242422	handle	-
3	3242183	690041	top / bottom tie rod end	length 146 mm
4	3242238	690040	striker	center distance 26 mm
5	3242255	690042	right hand central lock mechanism	with punching end
5	5028241	700771	left hand central lock mechanism	with punching end
6	5050039	551447	up / low tie rod	ø 10 x 162 mm

RAHRBACH TURNO LOCKING (COLD ROOMS)




Photo	LF Code	GEV Code	Model	Description	Door thickness (mm)	Notes
1	7133372	690170	71011	handle kit	80	key included
2	5114456	690191	71011	striker	-	-

STRIP CURTAINS



1



2



3



4



5

Photo	LF Code	GEV Code	Description	Dimensions (mm)	Notes
1	3028020	802233	clear PVC curtain strap roll	200 x 2	roll 50 m, down to -20°C
2	3028001	802236	clear PVC curtain strap roll	190 x 2	roll 50 m, down to 0°C
3	7113602	LF7113602	trip for strip curtain	1090	to cut
4	7113603	LF7113603	trip fixing support	-	1 support every 450 mm
5	7113604	LF7113604	spare trip hook	-	-

FERMOD FERMATIC RANGE



1



2



3



4



5

Photo	LF Code	GEV Code	Model	Description	suitable to Fermatic series
1	5142238	LF5142238	6405603SAV	roller with screws	2320 before 1997
2	5099713	LF5099713	6663503SAV	central roller	3530, 3530DV
3	5099712	LF5099712	6199855	fixed roller with screws \varnothing 45 mm	3530 & 3530DV after May 1994, 3570
4	5099711	LF5099711	6438255SAV	mobile roller \varnothing 50 mm	3530 & 3530DV after May 1994, 3570 after 1996
4	5142242	LF5142242	6438200SAV-12	mobile roller \varnothing 50 mm	7530 after May 1994
5	5142370	LF5142370	6436555	movable roller with flap \varnothing 50 mm	3530 & 3530DV after May 1994
5	5142372	LF5142372	6436500-12	movable roller with flap \varnothing 50 mm	7530 after May 1994



1



2



3



4



5

Photo	LF Code	GEV Code	Model	Description	suitable to Fermatic series
1	5142239	LF5142239	6199800-12	fixed roller with screws \varnothing 45 mm	7530 after May 1994
2	5099713	LF5099713	6663500SAV	central roller	7530
3	5065983	LF5065983	6646303SAV	trolley with roller	2320 before 1997
4	5142211	LF5142211	7028203DSAV	trolley with right roller	2120, 2130
4	5142215	LF5142215	7028203GSAV	trolley with left roller	2120, 2130
5	5142213	LF5142213	7028303DSAV	trolley with right roller	2130DV, 2150
5	5142237	LF5142237	7028303GSAV	trolley with left roller	2130DV, 2150

COLD ROOM MECHANICS

FERMOD FERMATIC RANGE



1



2



3




4


Photo	LF Code	GEV Code	Model	Description	suitable to Fermatic series
1	5142152	LF5142152	6661800D	trolley with right roller	8530, 8730
1	5142197	LF5142197	6661800G	trolley with left roller	8530, 8730
2	5128820	LF5128820	6401591	trolley with complete roller + covers (x2)	2320 after 1997, 2420
3	5142154	LF5142154	6647803D	full trolley with right roller	2120, 2130
3	7111170	LF7111170	6647803G	full trolley with left roller	2120, 2130
4	5142153	LF5142153	6602095D	full trolley with right roller	2150
4	5142155	LF5142155	6602095G	full trolley with left roller	2150



1



2



3



4

Photo	LF Code	GEV Code	Model	Description	suitable to Fermatic series
1	5142060	LF5142060	61351SAV	stop striker	3320 / 3330 / 3430 / 3530 / 3530DV / 4440
2	5142062	LF5142062	6109691	complete stop striker	3320 / 3330 / 3430 / 3530 / 3530DV / 4440
3	5142063	LF5142063	6126691SAV	stop striker with plate door	3320 / 3330 / 3430 / 3530 / 3530DV / 4440
4	5142059	LF5142059	60143SAV	doorstop	2420



1



2



3



4



5



6

Photo	LF Code	GEV Code	Model	Description	suitable to Fermatic series
1	2102868	LF2102868	61807	opening guide	2120, 2130, 2130DV, 2320
2	7108593	LF7108593	6180808	closing guide	2120, 2130, 2320
3	5142246	LF5142246	6177508	opening guide	2150, 2420, 3320, 3330, 3530, 3530DV, 4440 & 7530 before May 2008
4	5142243	LF5142243	6177408	closing guide	2150, 2420, 3320, 3330, 3530, 4440 & 7530 before May 2008
5	5142245	LF5142245	61778	opening guide	2150, 2420, 3320, 3330, 3530, 3530DV, 4440 & 7530 after May 2008
6	5142244	LF5142244	6177908	closing guide	2150, 2420, 3320, 3330, 3530, 4440 & 7530 after May 2008

FERMOD FERMATIC RANGE



Photo	LF Code	GEV Code	Model	Description	suitable to Fermatic series
1	5142254	LF5142254	15093	guide pad	2150 / 2420 / 3320 / 3330 / 3530 / 3530DV / 4440 / 7530 / 8730
2	5142150	LF5142150	13354	square cover	3430 / 3530 / 3530DV / 7530
2	5142143	LF5142143	13917	square cover	2320 / 2420
3	5142151	LF5142151	60106SAV	spar covers (x2)	2150 before june 2008 / 2120 / 2130 / 2130DV
4	5142145	LF5142145	15333	spar cover	3530, 7530 after March 1994
5	5142144	LF5142144	15839	roller cover	8730
6	5142201	LF5142201	60138	rail tips (x2)	2120 / 2130 / 2130DV / 2150





Photo	LF Code	GEV Code	Model	Description	suitable to Fermatic series
1	5142361	LF5142361	6309891DSAV	straight rail support	2120 / 2130 / 2150
1	5142362	LF5142362	6309891GSAV	left rail bracket	2120 / 2130 / 2150
2	5142363	LF5142363	6018791SAV	rail support	2150
2	5142366	LF5142366	6036891	rail support	2320 after 1997 / 2420
3	5142364	LF5142364	6667700DSAV	straight support with ramp and door frame	8730
3	5142365	LF5142365	6667700GSAV	left support with ramp & door frame	8730
4	5142360	LF5142360	6438400EMB	central support with ramp & door frame	8730
5	5142368	LF5142368	6145803SAV	rail support screws	2120 / 2130 / 2320 / 2420
6	5142367	LF5142367	6363103SAV	adjustment screw	3430 / 3530

COLD ROOM MECHANICS

FERMOD FERMATIC RANGE



1



2



3



4



5


Photo	LF Code	GEV Code	Model	Description	suitable to Fermatic series
1	5142274	LF5142274	13256	inner handle	2320
2	5142257	LF5142257	6145791	outer handle	2320
3	5142268	LF5142268	6179700	fixed stainless steel handle	2420
4	5143004	LF5143004	6116000	external lever	3530 / 7530
5	7105975	LF7105975	6438391	inner fixed handle	8520



1



2



3



4



5

Photo	LF Code	GEV Code	Model	Description	suitable to Fermatic series
1	5142357	LF5142357	16537	ramp	2120 / 2130 / 2150
2	5142358	LF5142358	62038SAV	central ramp	8730
3	5142359	LF5142359	62039DSAV	right ramp	8730
4	5142255	LF5142255	6430700D	right outer handle	6200
4	5142256	LF5142256	6430700G	left outer handle	6200
5	5142355	LF5142355	7047200080D	full handle opening to the right	6200
5	5142356	LF5142356	7047200080G	full handle opening to the left	6200

HANDLES



Photo	LF Code	GEV Code	Style	Dimensions (mm)	Fixing	Color
1	1241605	111346	ball	ø 25	M8	black
1	3448152	510496	ball	ø 30	M6	black
1	3184050	LF3184050	ball	ø 32	M6	black
1	9007550	LF9007550	ball	ø 35	M8	black
1	3241570	693488	ball	ø 35	M10	black
1	5013467	LF5013467	ball	ø 40	M8	black
1	5120980	540323	ball	ø 40	M10	black
1	9007551	LF9007551	ball	ø 40	M10	red
2	1241354	111119	warhead	ø 20	M6	black
2	7151113	110920	warhead	ø 25	M5	black
3	1241401	111092	cylindrical	ø 28	M8	black
3	9007564	112861	cylindrical	ø 31	M12	black
3	1241055	525639	cylindrical	ø 32	M10	black
3	3055125	691314	cylindrical	ø 28	M8	black
3	3242337	540238	cylindrical	ø 26	M10	black
4	1241603	111329	star	ø 40	M8	black
5	5066588	LF5066588	U	140	M8, center distance 118 mm	black
5	3242735	700551	U	200	M8, center distance 180 mm	black
6	9007003	698092	star	ø 50	M10, screw 30 mm	black

STEERING WHEELS & CRANKS



Photo	LF Code	GEV Code	Dimensions (mm)	Fixing	Color
1	3522051	LF3522051	ø 200	ø 16	without handle
2	3522052	LF3522052	ø 26 x 92	M10	for steering wheel LF3522051
3	5085018	690556	ø 130	ø 14	folding handle
4	3522041	LF3522041	ø 160	ø 14	folding handle
5	3522011	690086	ø 200	ø 20	folding handle
6	5037533	LF5037533	160	ø 10	folding handle

OVEN GASKETS

GLASS FIXING GASKETS

NEW



1




2



3



4



5

Photo	LF Code	GEV Code	Dimensions (mm)	Thickness (mm)	Suitable to	Material
1	7155546	LF7155546	Ext. ø 28, Int. ø 10	3	universal	silicone
2	3186138	521122	Ext. ø 30, Int. ø 20	2	Real Forni	Doniflex G11 ®
3	7155588	LF7155588	Ext. ø 30, Int. ø 10	2	Real Forni	Doniflex G11 ®
4	7159606	LF7159606	47 x 29	3	Tibiletti	Tesnit BA-55 ®
5	7159618	LF7159618	80 x 80	3	Angoulvant	Tesnit BA-55 ®



1

2

3

4

Photo	LF Code	GEV Code	Dimensions (mm)	Thickness (mm)	Suitable to	Material
1	7159622	LF7159622	605 x 80	0,5	Polin	Mabeo3100 ®
2	7159611	LF7159611	605 x 130	0,5	Polin	Mabeo3100 ®
3	7159607	LF7159607	765 x 80	0,5	Polin	Mabeo3100 ®
4	7155587	LF7155587	765 x 130	0,5	Polin	Mabeo3100 ®

STEAMER TUBE GASKETS

NEW



1



2




3



4



5



6

Photo	LF Code	GEV Code	Dimensions (mm)	Thickness (mm)	Suitable to	Material
1	7155582	LF7155582	120 x 50	2	Bongard	Tesnit BA-55 ®
2	7159605	LF7159605	100 x 50	2	Bongard	Tesnit BA-55 ®
3	7159608	LF7159608	64 x 25	2	Bongard	Tesnit BA-55 ®
4	7159616	LF7159616	80 x 50	3	Fringand	Graphite Picot GR ®
5	7155590	LF7155590	Ext. ø 70, Int. ø 55	2	Fringand	Graphite Picot GR ®
6	7155583	LF7155583	190 x 190	3	Fringand	Graphite Picot GR ®

OVEN GASKETS

STEAMER TUBE GASKETS

NEW




Photo	LF Code	GEV Code	Dimensions (mm)	Thickness (mm)	Suitable to	Material
1	7159613	LF7159613	Ext. ø 150, Int. ø 90	3	Guyon	Mabeo3100®
2	7159609	LF7159609	Ext. ø 75, Int. ø 27	3	Guyon	Mabeo3100®
3	7159604	LF7159604	75 x 50	3	Tibiletti	Tesnit BA-55®
4	7159610	LF7159610	95 x 44	2	Tibiletti	Tesnit BA-55®
5	5137881	LF5137881	Ext. ø 13, Int. ø 4	6	Salva	silicone
6	5137880	LF5137880	Ext. ø 10, Int. ø 6	6	Salva	silicone

STEAMER GASKETS

NEW



Photo	LF Code	GEV Code	Dimensions (mm)	Thickness (mm)	Suitable to	Material
1	7155586	LF7155586	Ext. ø 30, Int. ø 15	2	Bongard	Tesnit BA-55®
2	7159621	LF7159621	Ext. ø 38, Int. ø 18	2	Bongard	Tesnit BA-55®
3	7159619	LF7159619	Ext. ø 40, Int. ø 20	2	Bongard	Tesnit BA-55®
4	7159620	LF7159620	Ext. ø 55, Int. ø 28	2	Bongard	Tesnit BA-55®
5	7155585	LF7155585	Ext. ø 60, Int. ø 25	2	Bongard	Tesnit BA-55®
6	7159612	LF7159612	Ext. ø 70, Int. ø 38	2	Bongard	Tesnit BA-55®



Photo	LF Code	GEV Code	Dimensions (mm)	Thickness (mm)	Suitable to	Material
1	7159614	LF7159614	115 x 100	2	Pavallier	material Graphite Picot GR®
2	7159617	LF7159617	120 x 100	2	Pavallier	material Graphite Picot GR®
3	5137741	LF5137741	-	-	Salva	model E-20/13
4	5137742	LF5137742	-	-	Salva	model K/10
5	5137743	LF5137743	-	-	Salva	model K5/88
6	5137744	LF5137744	-	-	Salva	material PTFE, model LT-4/00

OVEN GASKETS

OTHER SPECIFIC GASKETS

NEW




Photo	LF Code	GEV Code	Appliance	Dimensions (mm)	Thickness (mm)	Suitable to	Notes
1	7155584	LF7155584	heating element	130 x 30	2	Guyon	material Mabeo3100®
2	7155589	LF7155589	heating element	160 x 35	2	Eurolabo	material Mabeo3100®
3	7159615	LF7159615	clutch washer	80 x 80	2	Eurofours	material Tesnit BA-202®
4	5137728	LF5137728	combustion duct	-	-	Salva	model SR20/03
5	5137727	LF5137727	combustion duct	-	-	Salva	model SK20/02
6	5137731	LF5137731	burner	-	-	Salva	model SK20/02

OVEN DOOR GASKETS (SOLD BY METER)

NEW

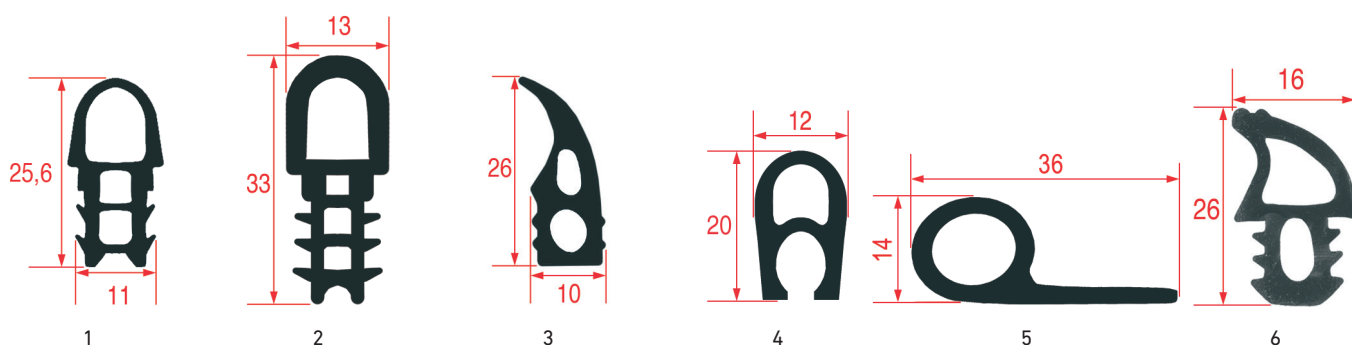


Photo	LF Code	GEV Code	Profile dimensions (mm)	Notes	Suitable to
1	5114655	900171	25,6 x 11	silicone elastomer, black	Bake Off
2	3186392	900057	34 x 14	silicone elastomer, black	Convotherm
3	3186152	900050	26 x 10	silicone elastomer, black	Eurofours
4	5040523	LF5040523	20 x 12	silicone elastomer, bleu	Eurofours
5	7110324	LF7110324	36 x 14	silicone elastomer, grey	Eurofours
6	3786842	LF3786842	26 x 16	silicone elastomer, black	Garbin

OVEN GASKETS

OVEN DOOR GASKETS (SOLD BY METER)

NEW

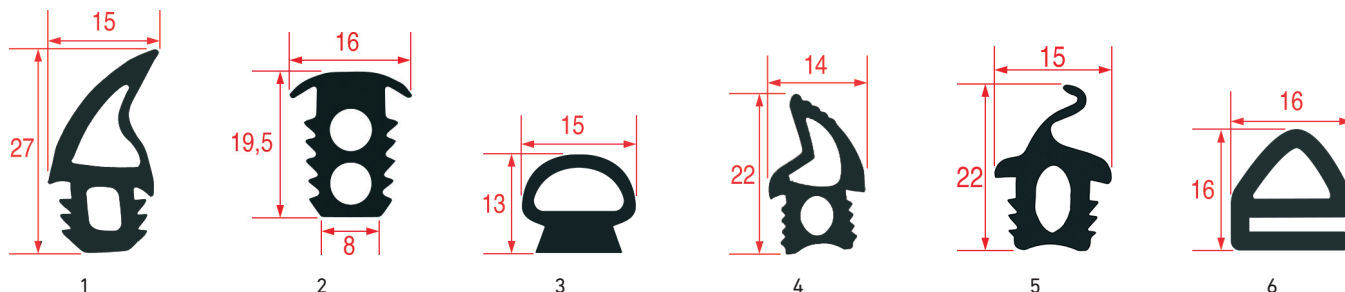


Photo	LF Code	GEV Code	Profile dimensions (mm)	Notes	Suitable to
1	3786116	901331	27 x 15	silicone elastomer, black	Gierre
2	2100099	901298	19,5 x 16	silicone elastomer, black	Palux
3	7106609	LF7106609	15 x 13	silicone elastomer, grey	Salva
4	5112069	900805	22 x 14	silicone elastomer, black	Unox
5	3586017	LF3586017	22 x 15	silicone elastomer, black	Venix
6	5050573	LF5050573	16 x 16	silicone elastomer, black	Zanolli

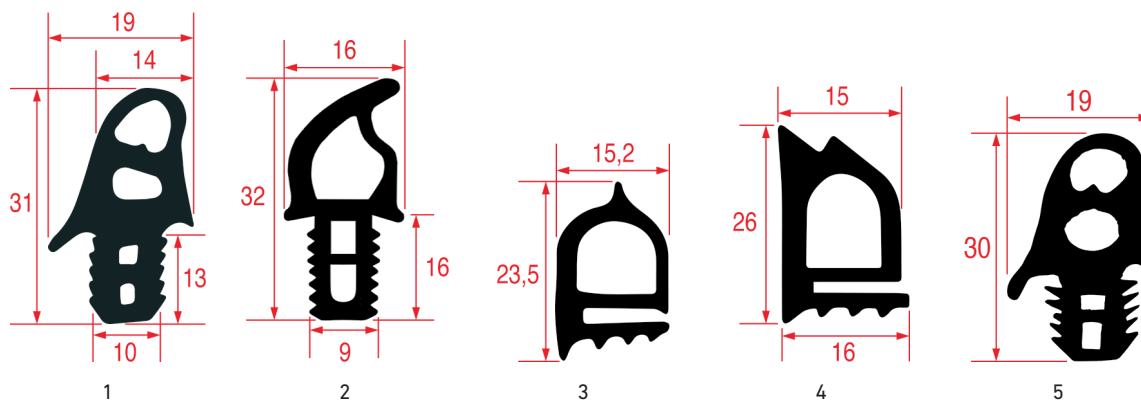


Photo	LF Code	GEV Code	Profile dimensions (mm)	Notes	Suitable to
1	5118216	900751	31 x 19	silicone elastomer, black	Wiesheu
2	5126792	901766	32 x 16	silicone elastomer, black	Wiesheu
3	5126840	900069	23,5 x 15,2	silicone elastomer, black	Wiesheu
4	5126842	901451	26 x 16	silicone elastomer, black	Wiesheu
5	7115455	900750	30 x 19	silicone elastomer, blue	Wiesheu

OVEN GASKETS

OVEN DOOR GASKETS (SOLD BY METER)

NEW

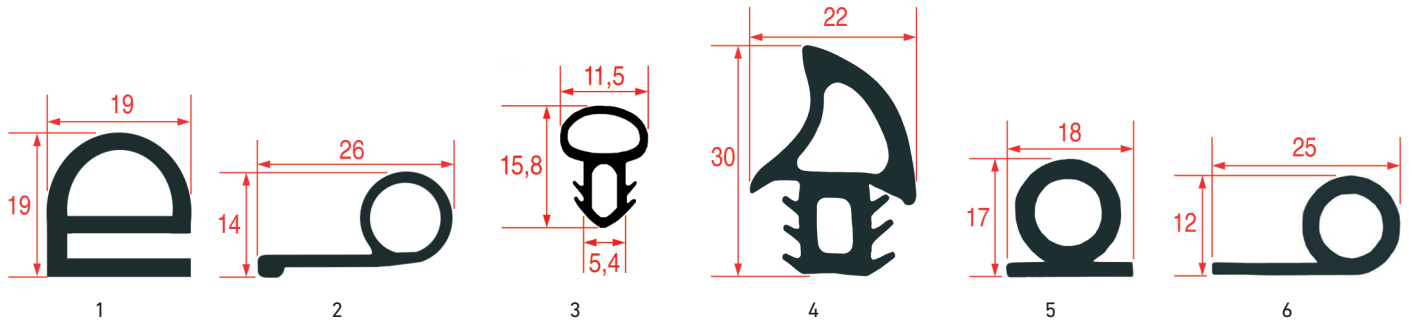


Photo	LF Code	GEV Code	Profile dimensions (mm)	Notes
1	2000073	900054	19 x 19	silicone elastomer, black
2	3186032	900306	26 x 14	silicone elastomer, black
3	3186102	900625	15,8 x 11,5	silicone elastomer, black
4	3186506	900439	30 x 22	silicone elastomer, black
5	3786303	901577	18 x 17	silicone elastomer, grey
6	3786304	901578	25 x 12	silicone elastomer, grey

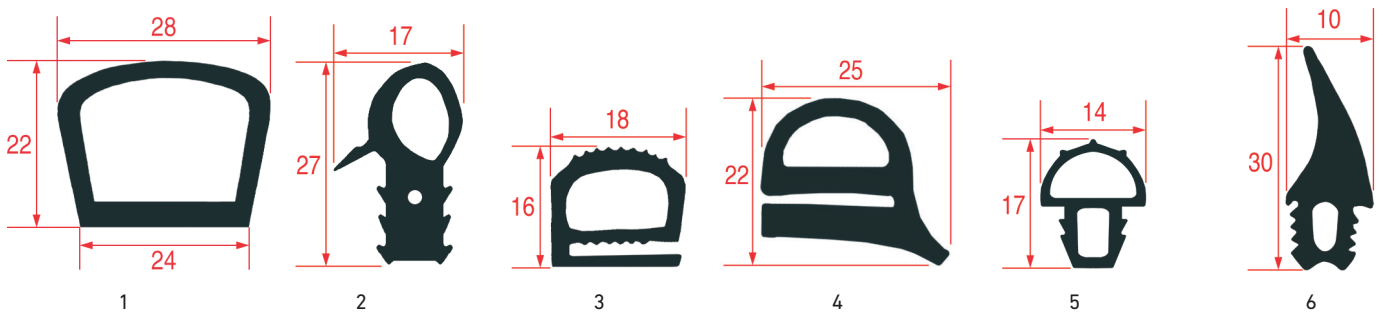


Photo	LF Code	GEV Code	Profile dimensions (mm)	Notes
1	3786305	901576	28 x 22	silicone elastomer, grey
2	3786307	900939	27 x 17	silicone elastomer, grey
3	3786312	900938	18 x 16	silicone elastomer, black
4	3786340	901561	25 x 22	silicone elastomer, grey
5	3786513	901381	17 x 14	silicone elastomer, red
6	3786618	901326	30 x 10	silicone elastomer, black

OVEN GASKETS

OVEN DOOR GASKETS (SOLD BY METER)

NEW




Photo	LF Code	GEV Code	Profile dimensions (mm)	Notes
1	5114695	900142	10,5 x 9	silicone elastomer, black
2	5120686	900516	13 x 10	silicone elastomer, black
3	5126739	900740	24,5 x 21,2	silicone elastomer, red
4	5126771	900955	24 x 16	silicone elastomer, black
5	5126977	901432	22 x 12	silicone elastomer, black
6	5127326	901169	21,5 x 12,5	silicone elastomer, black

SPECIFIC OVEN DOOR GASKETS

NEW




Photo	LF Code	GEV Code	Suitable to	Notes
1	5054883	580013	Alto-Shaam	silicone elastomer, grey, length 3000 mm
2	5082948	LF5082948	Bongard	silicone elastomer, black, model M4 Soleo
3	7100748	LF7100748	Bongard	silicone elastomer, black, model 8.60
4	5120105	901476	Miwe	silicone elastomer, black, length 1960 mm
4	5120108	901473	Miwe	silicone elastomer, black, length 2520 mm
4	5120113	901474	Miwe	silicone elastomer, black, length 2200 mm
5	5120128	902077	Miwe	silicone elastomer, black, 4 sides, 1080 x 1995 mm
6	3586022	LF3586022	Panimatic	silicone elastomer, black, model F6 since 2015

OVEN GASKETS

SPECIFIC OVEN DOOR GASKETS

NEW




Photo	LF Code	GEV Code	Suitable to	Notes
1	7121019	LF7121019	Eurofours	silicone elastomer, black
2	7115599	LF7115599	Eurofours	silicone elastomer, red
3	5093908	LF5093908	Salva	silicone elastomer, grey
4	5137730	LF5137730	Salva	silicone elastomer, grey, model SR/14
5	5137735	LF5137735	Salva	silicone elastomer, black, Marseal® 903/15
6	5137740	LF5137740	Salva	silicone elastomer, black, model FCL/15-LT/17

OVEN DOOR GLASS GASKETS (SOLD BY METER)

NEW



Photo	LF Code	GEV Code	Profile dimensions (mm)	Notes	Suitable to
1	3186378	900114	15 x 12	silicone elastomer, black	Convotherm
2	3186379	900113	9 x 7	silicone elastomer, black	Convotherm
3	7107205	901538	8 x 10 x 4	silicone elastomer, grey	Salva
4	5137737	LF5137737	10 x 10 x 6	silicone elastomer, grey	Salva
5	5137738	LF5137738	8 x 12 x 4	silicone elastomer, grey	Salva
6	5126761	900065	10 x 15,5 x 6	silicone elastomer, black	Wiesheu

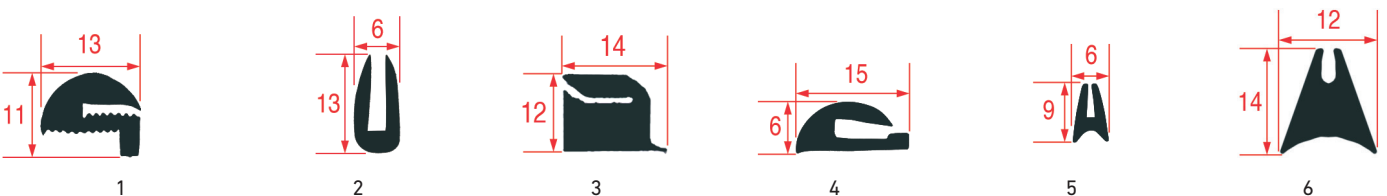


Photo	LF Code	GEV Code	Profile dimensions (mm)	Notes
1	3786179	900782	13 x 11	silicone elastomer, black
2	3786302	901575	13 x 6	silicone elastomer, black
3	3786308	900937	14 x 12	silicone elastomer, black
4	3786324	901380	15 x 6	silicone elastomer, black
5	5011429	900143	9 x 6	silicone elastomer, black
6	5114665	900058	14 x 12	silicone elastomer, black

SQUARE PROFILE FIBERGLASS GASKETS



1

Photo	LF Code	GEV Code	Profile dimensions (mm)	Length	Temperature range	Color
1	3786826	LF3786826	6 x 6	3 m	from - 100 to + 600 °C	white
1	3786827	LF3786827	8 x 8	3 m	from - 100 to + 600 °C	white
1	3786828	LF3786828	10 x 10	3 m	from - 100 to + 600 °C	white
1	3186479	693739	12 x 12	5 m	from - 100 to + 600 °C	white
1	3786829	LF3786829	14 x 14	3 m	from - 100 to + 600 °C	white
1	3786314	693737	20 x 20	sold by meter	from - 100 to + 600 °C	white

ROUND PROFILE FIBERGLASS GASKETS



1

Photo	LF Code	GEV Code	Profile dimensions (mm)	Length	Temperature range	Color
1	3786830	LF3786830	ø 10	3 m	from - 100 to + 600 °C	white
1	3786831	LF3786831	ø 14	3 m	from - 100 to + 600 °C	white
1	5005440	691631	ø 16	sold by meter	from - 100 to + 600 °C	white
1	3786832	LF3786832	ø 18	3 m	from - 100 to + 600 °C	white
1	3786833	LF3786833	ø 20	3 m	from - 100 to + 600 °C	white
1	3786834	LF3786834	ø 25	3 m	from - 100 to + 600 °C	white

REFRIGERATION GASKETS

BEAD GASKETS

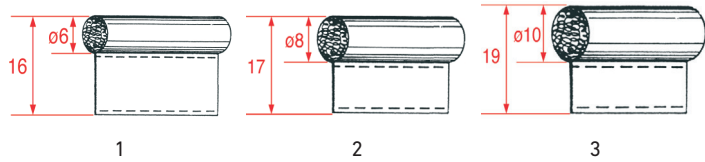


Photo	LF Code	GEV Code	Bead dimensions (mm)	Total width (mm)	Length	Color
1	3786255	LF3786255	ø 6	16	sold by meter	white
1	7151199	LF7151199	ø 6	16	12,5 m	white
1	7151200	LF7151200	ø 6	16	25 m	white
2	3786256	LF3786256	ø 8	17	sold by meter	white
2	7151201	LF7151201	ø 8	17	12,5 m	white
2	7151202	LF7151202	ø 8	17	25 m	white
3	3786257	LF3786257	ø 10	19	sold by meter	white
3	7151203	LF7151203	ø 10	19	12,5 m	white
3	7151204	LF7151204	ø 10	19	25 m	white

PVC FOAM GASKETS




Photo	LF Code	GEV Code	Dimensions (mm)	Length	Notes
1	3286543	902080	40 x 8	6 m	-
2	3286544	901982	40 x 8	12 m	-
3	3586024	LF3586024	40 x 10	sold by meter	suitable to Panimatic
4	5137723	LF5137723	20 x 5	sold by meter	suitable to Salva

REFRIGERATION GASKETS

REFRIGERATION GASKETS

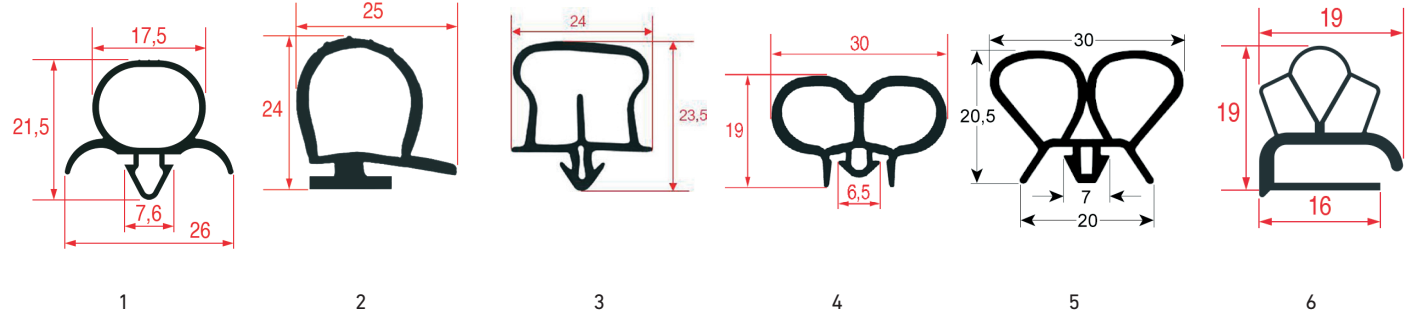


Photo	LF Code	GEV Code	Profile dimensions (mm)	Length	Notes
1	3286120	902273	26 x 21,5	2500 mm	grey, suitable to Bongard
2	3286519	902091	25 x 24	7000 mm	black, suitable to Bongard
3	7118860	LF7118860	24 x 23,5	4000 mm	grey, suitable to Bongard
4	7113734	LF7113734	30 x 19	sold by meter	grey, suitable to CFI
5	7128502	902382	30 x 20,5	2500 mm	grey
6	3286200	LF3286200	19 x 19	2300 mm	grey

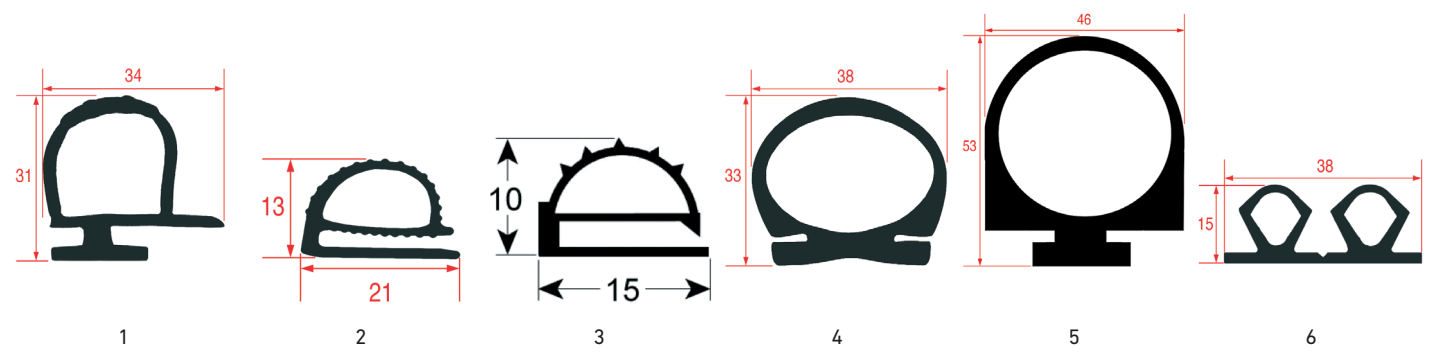


Photo	LF Code	GEV Code	Profile dimensions (mm)	Length	Notes
1	3286527	902126	34 x 31	6000 mm	black
2	3786259	902605	21 x 13	sold by meter	white
3	5151149	902350	15 x 10	2550 mm	grey
4	3186715	901118	38 x 33	sold by meter	black
5	3186859	901116	53 x 46	sold by meter	black
6	3186890	901108	38 x 15	3000 mm	black

REFRIGERATION GASKETS

REFRIGERATION GASKETS

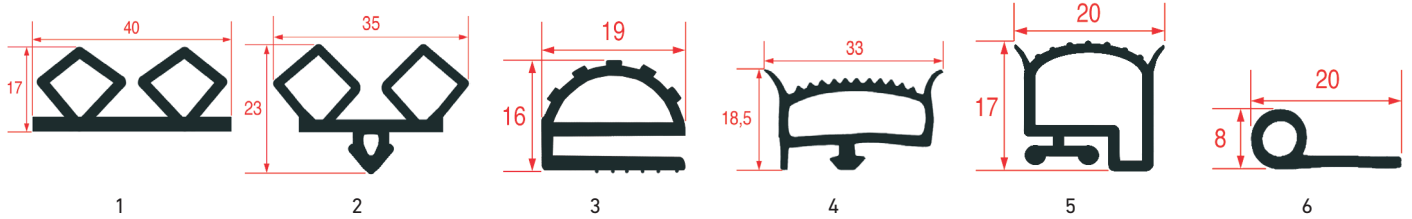


Photo	LF Code	GEV Code	Profile dimensions (mm)	Length	Notes
1	3186892	902592	40 x 17	3000 mm	white
2	3286094	902095	35 x 23	6000 mm	black
3	3286142	902104	19 x 16	7000 mm	white
4	3286501	902089	33 x 18,5	6000 mm	white
5	3286503	902087	20 x 17	6000 mm	white
6	3286507	LF3286507	20 x 8	10000 mm	white

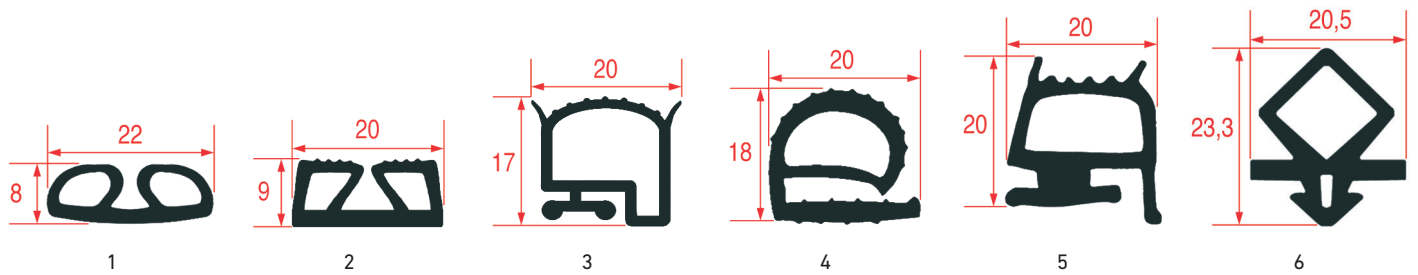


Photo	LF Code	GEV Code	Profile dimensions (mm)	Length	Notes
1	3286509	902083	22 x 8	8000 mm	white
2	3286511	902084	20 x 9	9000 mm	white
3	3286513	902085	18 x 10	8000 mm	white
4	3286515	902086	20 x 18	6000 mm	white
5	3286517	LF3286517	20 x 20	10000 mm	white
6	3286523	902093	23,3 x 20,5	6000 mm	black

REFRIGERATION GASKETS

REFRIGERATION GASKETS

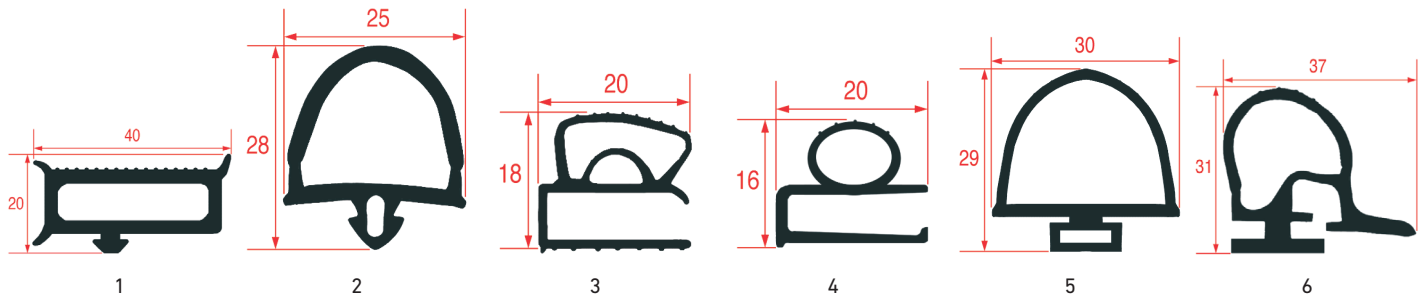


Photo	LF Code	GEV Code	Profile dimensions (mm)	Length	Notes
1	3286525	902088	40 x 20	6000 mm	grey
2	3286531	902094	28 x 25	6000 mm	black
3	3286533	901106	20 x 18	6000 mm	grey
4	3286535	901107	20 x 16	6000 mm	grey
5	3286537	901115	30 x 29	6000 mm	grey
6	3286541	902102	37 x 31	6000 mm	black

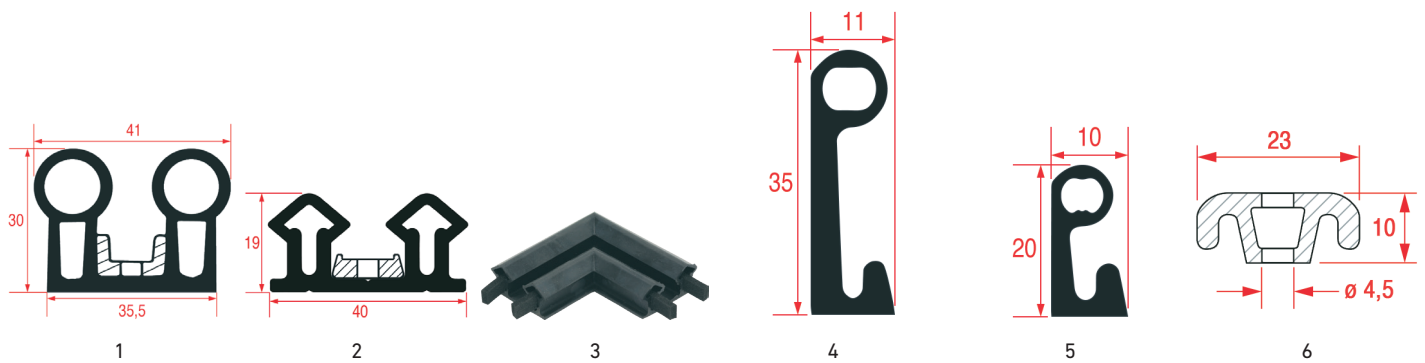


Photo	LF Code	GEV Code	Gasket model	Profile dimensions (mm)	Length	Notes
1	3186794	901582	G4451	41 x 30	2500 mm	black, stiffener included
2	3986004	LF3986004	67	40 x 19	2500 mm	black, stiffener included
3	3286157	LF3286157	67	40 x 19	-	black, angle for gasket model 67
4	2101890	LF2101890	8511	35 x 11	8000 mm	black
5	2105210	900917	2311	20 x 10	24000 mm	black
6	3986003	902068	-	23 x 10	2500 mm	stiffener for gasket models 8511 / 2311

BREAD SLICER BLADES

BREAD SLICER BLADES SUITABLE TO JAC



Photo	LF Code	GEV Code	Length (mm)	Width (mm)	Center distance (mm)	Thickness (mm)	Fixing	Notes
1	3710010	LF3710010	290	10	270	0,5	spurs ø 3 mm	-
2	3710012	LF3710012	290	13	270	0,5	spurs ø 3 mm	-
3	3710013	LF3710013	290	13	270	0,7	spurs ø 3 mm	-
4	3710014	LF3710014	290	10	270	0,5	spurs ø 3 mm	stainless steel

OTHER BREAD SLICER BLADES



Photo	LF Code	GEV Code	Length (mm)	Width (mm)	Center distance (mm)	Thickness (mm)	Fixing	Suitable to
1	3710010	LF3710010	290	10	270	0,5	spurs ø 3 mm	Sofinor
2	3710011	LF3710011	280	10	260	0,5	holes ø 4,2 mm	Sofinor
3	40KQ477	LF40KQ477	135	215	42	-	holes ø 8 mm	Dito Sama

OVEN LOADER BELTS

OVEN LOADER BELTS SUITABLE TO BONGARD



LF Code	GEV Code	Dimensions (mm)	Model
3309094	LF3309094	1940 x 565	CS 1T
3309095	LF3309095	2310 x 565	CS 2T
3309096	LF3309096	2680 x 565	CS 3T
3309097	LF3309097	3050 x 565	CS 4T
3309098	LF3309098	1940 x 705	CS 5T
3309099	LF3309099	2310 x 705	CS 6T

LF Code	GEV Code	Dimensions (mm)	Model
3309100	LF3309100	2680 x 705	CS 7T
3309101	LF3309101	3050 x 705	CS 8T
3309102	LF3309102	1940 x 755	Omega CS V800
3309103	LF3309103	2310 x 755	Omega CS V800
3309104	LF3309104	2680 x 755	Omega CS V800
3309105	LF3309105	3050 x 755	Omega CS V800

Material : LDE type cotton

OVEN LOADER BELTS SUITABLE TO EUROFOURS



LF Code	GEV Code	Material	Dimensions (mm)	Model
3309106	LF3309106	LDE type cotton	5600 x 680	0001.30000100 - width 720 x depth 2400 mm
3309107	LF3309107	LDE type cotton	4300 x 580	0001.30000101 - width 620 x depth 1800 mm
3309108	LF3309108	LDE type cotton	4950 x 580	0001.30000102 - width 620 x depth 2100 mm
3309109	LF3309109	LDE type cotton	4300 x 860	0001.30000103 - width 900 x depth 1800 mm
3309110	LF3309110	LDE type cotton	4950 x 860	0001.30000104 - width 900 x depth 2100 mm
3309111	LF3309111	LDE type cotton	5600 x 860	0001.30000105 - width 900 x depth 2400 mm
3309112	LF3309112	LDE type cotton	5600 x 580	0001.30000106 - width 620 x depth 2400 mm
3309113	LF3309113	LDE type cotton	4300 x 680	0001.30000107 - width 720 x depth 1800 mm
3309114	LF3309114	LDE type cotton	4950 x 680	0001.30000108 - width 720 x depth 2100 mm
3309115	LF3309115	LDE type cotton	4950 x 730	0001.30000109 - width 770 x depth 2100 mm
3309116	LF3309116	LDE type cotton	4300 x 730	0001.30000110 - width 770 x depth 1800 mm
3309117	LF3309117	LDE type cotton	5600 x 730	0001.30000111 - width 770 x depth 2400 mm
3309118	LF3309118	LDE type cotton	3010 x 680	0001.30000112 - width 720 x depth 1200 mm
3309119	LF3309119	LDE type cotton	3010 x 580	0001.30000113 - width 620 x depth 1200 mm
3309120	LF3309120	LDE type cotton	3010 x 860	0001.30000114 - width 900 x depth 1200 mm
3309121	LF3309121	LDE type cotton	3870 x 680	0001.30000115 - width 720 x depth 1600 mm
3309122	LF3309122	LDE type cotton	3870 x 860	0001.30000117 - width 900 x depth 1600 mm
3309123	LF3309123	LDE type cotton	3870 x 580	0001.30000118 - width 620 x depth 1600 mm
3309124	LF3309124	LDE type cotton	3870 x 730	0001.30000119 - width 770 x depth 1600 mm
3309125	LF3309125	LDE type cotton	3010 x 730	0001.30000121 - width 770 x depth 1200 mm

OVEN LOADER BELTS

OVEN LOADER BELTS SUITABLE TO FRINGAND



LF Code	GEV Code	Dimensions (mm)	Model
3309126	LF3309126	4240 x 560	28.1.109
3309127	LF3309127	5730 x 560	28.1.111
3309128	LF3309128	4020 x 560	28.1.113
3309129	LF3309129	4740 x 560	28.1.115
3309130	LF3309130	5070 x 560	28.1.118
3309131	LF3309131	6240 x 560	28.1.121
3309132	LF3309132	6770 x 560	28.1.131
3309133	LF3309133	7340 x 560	28.1.141
3309134	LF3309134	4380 x 560	28.1.162
3309135	LF3309135	5150 x 560	28.1.172
3309136	LF3309136	4240 x 710	28.1.209

LF Code	GEV Code	Dimensions (mm)	Model
3309137	LF3309137	5730 x 710	28.1.211
3309138	LF3309138	4050 x 715	28.1.213
3309139	LF3309139	4740 x 710	28.1.215
3309140	LF3309140	4380 x 710	28.1.216
3309141	LF3309141	5150 x 710	28.1.217
3309142	LF3309142	5020 x 710	28.1.218
3309143	LF3309143	6240 x 710	28.1.221
3309144	LF3309144	5780 x 710	28.1.227
3309145	LF3309145	6770 x 710	28.1.231
3309146	LF3309146	6470 x 710	28.1.232
3309147	LF3309147	7340 x 710	28.1.241

Material : LDE type cotton

OVEN LOADER BELTS SUITABLE TO PAVAILLER

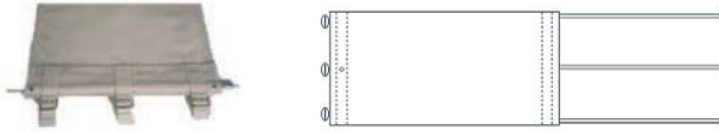


LF Code	GEV Code	Dimensions (mm)
3309171	LF3309171	5220 x 660
3309172	LF3309172	4300 x 660
3309173	LF3309173	3900 x 660
3309174	LF3309174	3850 x 640
3309175	LF3309175	4680 x 660
3309176	LF3309176	5510 x 640
3309177	LF3309177	3270 x 575
3309178	LF3309178	2645 x 615
3309179	LF3309179	2380 x 620

LF Code	GEV Code	Dimensions (mm)
3309180	LF3309180	4680 x 640
3309181	LF3309181	4420 x 665
3309182	LF3309182	5510 x 660
3309183	LF3309183	4020 x 675
3309184	LF3309184	4300 x 675
3309185	LF3309185	4420 x 675
3309186	LF3309186	4900 x 675
3309187	LF3309187	3850 x 705
3309188	LF3309188	4670 x 705

Material : LDE type cotton

OVEN LOADER BELTS SUITABLE TO POLIN



LF Code	GEV Code	Dimensions (mm)
3309189	LF3309189	2355 x 560
3309190	LF3309190	2525 x 560
3309191	LF3309191	2795 x 560
3309192	LF3309192	2905 x 560
3309193	LF3309193	2965 x 560
3309194	LF3309194	3150 x 560
3309195	LF3309195	3340 x 560

LF Code	GEV Code	Dimensions (mm)
3309196	LF3309196	3405 x 560
3309197	LF3309197	3515 x 560
3309198	LF3309198	2795 x 710
3309199	LF3309199	2965 x 710
3309200	LF3309200	3235 x 710
3309202	LF3309202	3405 x 710

Material : LDE type cotton

OVEN LOADER BELTS SUITABLE TO GUYON



LF Code	GEV Code	Dimensions (mm)
3309148	LF3309148	5600 x 640
3309149	LF3309149	4200 x 655
3309150	LF3309150	4840 x 650
3309151	LF3309151	4950 x 650
3309152	LF3309152	5300 x 650
3309153	LF3309153	5400 x 650

LF Code	GEV Code	Dimensions (mm)
3309154	LF3309154	5670 x 650
3309155	LF3309155	5600 x 650
3309156	LF3309156	6200 x 650
3309157	LF3309157	4200 x 665
3309158	LF3309158	5000 x 665

Material : LDE type cotton

OVEN LOADER BELTS

OVEN LOADER BELTS SUITABLE TO TIBILETTI



LF Code	GEV Code	Dimensions (mm)
3309203	LF3309203	4720 x 560
3309204	LF3309204	3600 x 560
3309205	LF3309205	4200 x 560
3309206	LF3309206	5560 x 560
3309207	LF3309207	5560 x 710
3309208	LF3309208	4720 x 710

LF Code	GEV Code	Dimensions (mm)
3309209	LF3309209	5000 x 560
3309210	LF3309210	4200 x 690
3309211	LF3309211	5000 x 690
3309212	LF3309212	5800 x 690
3309213	LF3309213	5200 x 705
3309214	LF3309214	4760 x 710

Material : LDE type cotton

OVEN LOADER BELTS SUITABLE TO ANGOULVANT



LF Code	GEV Code	Dimensions (mm)
3309078	LF3309078	4500 x 620
3309079	LF3309079	4500 x 720
3309080	LF3309080	4750 x 620
3309081	LF3309081	4750 x 720
3309082	LF3309082	5150 x 620
3309083	LF3309083	5500 x 720
3309084	LF3309084	5900 x 620
3309085	LF3309085	6150 x 620

LF Code	GEV Code	Dimensions (mm)
3309086	LF3309086	3450 x 580
3309087	LF3309087	4350 x 580
3309088	LF3309088	6150 x 580
3309089	LF3309089	4900 x 720
3309090	LF3309090	5150 x 720
3309091	LF3309091	5750 x 720
3309092	LF3309092	5950 x 720
3309093	LF3309093	6150 x 720

Material : LDE type cotton

OVEN LOADER BELTS SUITABLE TO URM



LF Code	GEV Code	Dimensions (mm)
3309215	LF3309215	4140 x 650
3309216	LF3309216	4900 x 700
3309217	LF3309217	5100 x 700
3309218	LF3309218	5160 x 650
3309219	LF3309219	5300 x 700
3309220	LF3309220	5400 x 700

LF Code	GEV Code	Dimensions (mm)
3309221	LF3309221	5500 x 700
3309222	LF3309222	5600 x 700
3309223	LF3309223	5600 x 720
3309224	LF3309224	6000 x 585
3309225	LF3309225	6150 x 710
3309226	LF3309226	6000 x 720

Material : LDE type cotton

OVEN LOADER BELTS SUITABLE TO MAP



LF Code	GEV Code	Dimensions (mm)
3309168	LF3309168	3400 x 580
3309169	LF3309169	2180 x 585

LF Code	GEV Code	Dimensions (mm)
3309170	LF3309170	3700 x 580

Material : LDE type cotton

OVEN LOADER BELT ACCESSORY



LF Code	GEV Code	Description	Material	Dimensions	Notes
7155548	LF7155548	rope for oven loader belt	cotton	ø 5 mm - length 185 m	Universal

Find loader belts suitable to other brands ABRY, ADR, JOLIVET, WERNER on the webshops

DOUGH PROCESSING TEXTILES

DOUGH COUCHES



LF Code	GEV Code	Material	Width (mm)	Length (m)
3447041	LF3447041	linen	400	50 m roll
3447042	LF3447042	linen	450	50 m roll
3447043	LF3447043	linen	500	50 m roll
3447044	LF3447044	linen	550	50 m roll
3447045	LF3447045	linen	600	50 m roll
3447046	LF3447046	linen	650	50 m roll
3447047	LF3447047	linen	700	50 m roll
3447048	LF3447048	linen	750	50 m roll
3447049	LF3447049	linen	800	50 m roll

HEAVY BELTS & FOLDING FELTED TRAYS



LF Code	GEV Code	Material	Dimensions (mm)	Position	Suitable to	Model
3062128	LF3062128	fulled wool	380 x 620	heavy belt	Bertrand Puma	Euro 2000
3062335	LF3062335	fulled wool	810 x 630	folding felted tray	Bertrand Puma	Euro 2000
3062129	LF3062129	fulled wool	380 x 620	heavy belt	Bertrand Puma	Euromap
3062336	LF3062336	fulled wool	810 x 630	folding felted tray	Bertrand Puma	Euromap
3062130	LF3062130	fulled wool	350 x 630	heavy belt	Bertrand Puma	Puma
3062337	LF3062337	fulled wool	810 x 670	folding felted tray	Bertrand Puma	Puma
3062131	LF3062131	fulled wool	370 x 600	heavy belt	Bongard	Major
3062338	LF3062338	fulled wool	730 x 630	folding felted tray	Bongard	Major
3062134	LF3062134	fulled wool	380 x 750	heavy belt	Gecoma	-
3062135	LF3062135	fulled wool	425 x 750	folding felted tray	Gecoma	-
3062341	LF3062341	fulled wool	795 x 340	heavy belt	Gecoma	-
3062136	LF3062136	fulled wool	385 x 620	heavy belt	Jac	M1
3062343	LF3062343	fulled wool	785 x 660	folding felted tray	Jac	M1
3062142	LF3062142	fulled wool	350 x 485	heavy belt	Merand	Ténor
3062348	LF3062348	fulled wool	775 x 560	folding felted tray	Merand	Ténor
3062143	LF3062143	fulled wool	350 x 485	heavy belt	Merand	Trégor
3062144	LF3062144	fulled wool	345 x 630	heavy belt	Merand	Trégor
3062349	LF3062349	fulled wool	775 x 560	folding felted tray	Merand	Trégor
3062147	LF3062147	fulled wool	350 x 580	heavy belt	Pavailler	old models
3062352	LF3062352	fulled wool	760 x 680	folding felted tray	Pavailler	old models
3062148	LF3062148	fulled wool	350 x 580	heavy belt	Pavailler	FAP
3062353	LF3062353	fulled wool	760 x 680	folding felted tray	Pavailler	FAP

BELTS FOR DOUGH MOULDERS



LF Code	GEV Code	Material	Dimensions (mm)	Position	Suitable to	Model
3062235	LF3062235	woven wool 2900 g/m ²	1300 x 795	rearward	Bertrand Puma	Euro 2000
3062236	LF3062236	woven wool 2900 g/m ²	1130 x 795	forward	Bertrand Puma	Euro 2000
3062237	LF3062237	woven wool 2900 g/m ²	1160 x 785	rearward	Bertrand Puma	Euromap
3062238	LF3062238	woven wool 2900 g/m ²	1060 x 785	forward	Bertrand Puma	Euromap
3062239	LF3062239	woven wool 2900 g/m ²	1315 x 795	top	Bertrand Puma	Nova ; Supra
3062240	LF3062240	woven wool 2900 g/m ²	1315 x 795	bottom	Bertrand Puma	Nova ; Supra
3062241	LF3062241	woven wool 2900 g/m ²	1160 x 825	rearward	Bertrand Puma	Puma
3062242	LF3062242	woven wool 2900 g/m ²	1060 x 825	forward	Bertrand Puma	Puma
3062168	LF3062168	woven wool 2900 g/m ²	1040 x 785	rearward	Bongard	Ultra
3062169	LF3062169	woven wool 2900 g/m ²	1220 x 785	forward	Bongard	Ultra
3062152	LF3062152	woven wool 2900 g/m ²	1220 x 750	forward	Bongard	Major
3062153	LF3062153	woven wool 2900 g/m ²	1040 x 740	rearward	Bongard	Major
3062154	LF3062154	synthetic wool	1240 x 753	forward	Bongard	Major
3062155	LF3062155	synthetic wool	1052 x 743	rearward	Bongard	Major
3062158	LF3062158	woven wool 2900 g/m ²	1190 x 790	rearward	Gecoma	-
3062159	LF3062159	woven wool 2900 g/m ²	1115 x 790	forward	Gecoma	-
3062160	LF3062160	woven wool 2900 g/m ²	1280 x 780	rearward	Jac	M1
3062161	LF3062161	woven wool 2900 g/m ²	1115 x 780	forward	Jac	M1
3062252	LF3062252	woven wool 2900 g/m ²	1160 x 770	rearward	Merand	Trégor
3062254	LF3062254	woven wool 2900 g/m ²	1100 x 770	forward	Merand	Trégor
3062165	LF3062165	woven wool 2900 g/m ²	1830 x 750	single	Merand	Armor
3062166	LF3062166	woven wool 2900 g/m ²	2230 x 770	single	Merand	Armor
3062167	LF3062167	woven wool 2900 g/m ²	1100 x 770	forward / rearward	Merand	Ténor
3062259	LF3062259	woven wool 2900 g/m ²	1102 x 760	rearward	Pavailler	old model
3062260	LF3062260	woven wool 2900 g/m ²	1002 x 760	forward	Pavailler	old model
3062261	LF3062261	woven wool 2900 g/m ²	1145 x 765	forward / rearward	Pavailler	FAP

BELTS FOR DOUGH SHEETERS



LF Code	GEV Code	Material	Dimensions (mm)	Suitable to	Model
3062262	LF3062262	cotton/polyester on PVC reinforcement	1560 x 500	Bertrand Puma	Junior 500
3062263	LF3062263	LDE type cotton	1560 x 500	Bertrand Puma	Junior 500
3062264	LF3062264	cotton/polyester on PVC reinforcement	2170 x 500	Bertrand Puma	Senior 500
3062265	LF3062265	cotton/polyester on PVC reinforcement	2670 x 600	Bertrand Puma	Senior 600
3062266	LF3062266	cotton/polyester on PVC reinforcement	1930 x 490	Bongard	MMM ; SPF
3062267	LF3062267	cotton/polyester on PVC reinforcement	1500 x 460	Bongard	MMM ; SPF

DOUGH PROCESSING TEXTILES

BELTS FOR DOUGH SHEETERS



LF Code	GEV Code	Material	Dimensions (mm)	Suitable to	Model
3062268	LF3062268	cotton/polyester on PVC reinforcement	2260 x 590	Bongard	MMM ; SPF
3062269	LF3062269	cotton/polyester on PVC reinforcement	1660 x 485	Bongard	MMM ; SPF
3062270	LF3062270	cotton/polyester on PVC reinforcement	2260 x 485	Bongard	MMM ; SPF
3062271	LF3062271	cotton/polyester on PVC reinforcement	2260 x 625	Bongard	MMM ; SPF
3062272	LF3062272	cotton/polyester on PVC reinforcement	3060 x 625	Bongard	MMM ; SPF
3062273	LF3062273	cotton/polyester on PVC reinforcement	1930 x 590	Bongard	MMM ; SPF
3062274	LF3062274	cotton/polyester on PVC reinforcement	1470 x 465	Caplain	-
3062275	LF3062275	cotton/polyester on PVC reinforcement	1520 x 480	Caplain	-
3062276	LF3062276	cotton/polyester on PVC reinforcement	2110 x 480	Caplain	-
5135492	LF5135492	cotton/polyester on PVC reinforcement	2670 x 588	Caplain	
3062277	LF3062277	cotton/polyester on PVC reinforcement	2500 x 600	Caplain	Sottoriva
3062282	LF3062282	cotton/polyester on PVC reinforcement	2750 x 610	Fritsch	Fritch
3062283	LF3062283	cotton/polyester on PVC reinforcement	1480 x 490	Gecoma	LM 50
3062284	LF3062284	cotton/polyester on PVC reinforcement	1630 x 490	Gecoma	LM 50 B
3062287	LF3062287	cotton/polyester on PVC reinforcement	2630 x 500	Italos	-
3062289	LF3062289	cotton/polyester on PVC reinforcement	1520 x 600	Jac	Jac 600
3062290	LF3062290	cotton/polyester on PVC reinforcement	1420 x 485	Kemplex	SFB 500
3062291	LF3062291	cotton/polyester on PVC reinforcement	1960 x 485	Kemplex	SFB 500
3062298	LF3062298	cotton/polyester on PVC reinforcement	1480 x 490	Pavailler	-
3062299	LF3062299	cotton/polyester on PVC reinforcement	2000 x 600	Pavailler	-
3062300	LF3062300	cotton/polyester on PVC reinforcement	2700 x 600	Pavailler	-
3062301	LF3062301	cotton/polyester on PVC reinforcement	1600 x 500	Polin	500 C
3062302	LF3062302	cotton/polyester on PVC reinforcement	1960 x 500	Polin	500 L
3062303	LF3062303	cotton/polyester on PVC reinforcement	2000 x 600	Polin	600 C
3062314	LF3062314	cotton/polyester on PVC reinforcement	1550 x 600	Rondo	-
3062321	LF3062321	cotton/polyester on PVC reinforcement	2280 x 480	Rondo	-
3062324	LF3062324	LDE type cotton	2340 x 610	Rondo	Automat 604 S
3062325	LF3062325	cotton/polyester on PVC reinforcement	3440 x 610	Rondo	Cutomat
3062326	LF3062326	LDE type cotton	2240 x 605	Rondo	Cutomat SS0 64C
3062327	LF3062327	cotton/polyester on PVC reinforcement	1470 x 480	Rondo	Econome STM 503/513
3062328	LF3062328	LDE type cotton	1470 x 480	Rondo	Econome STM 503/514
3062329	LF3062329	LDE type cotton	2240 x 480	Rondo	Econome T503
3062330	LF3062330	LDE type cotton	2320 x 600	Rondo	STE 645
7134163	LF7134163	LDE type cotton	2040 x 650	Salva	-
7134164	LF7134164	LDE type cotton	7800 x 290	Salva	Series 2
5084102	LF5084102	LDE type cotton	1400 x 600	Salva	3P1
5129761	LF5129761	LDE type cotton	1400 x 500	Salva	70P1
3062331	LF3062331	cotton/polyester on PVC reinforcement	2730 x 580	SCIM	-
3062332	LF3062332	cotton/polyester on PVC reinforcement	1385 x 500	Sinmag	SM 520
3062333	LF3062333	cotton/polyester on PVC reinforcement	1650 x 495	Teknostamap	-
3062334	LF3062334	cotton/polyester on PVC reinforcement	1960 x 590	Teknostamap	-

POCKETS FOR INTERMEDIATE PROOFERS SUITABLE TO BERTRAND PUMA

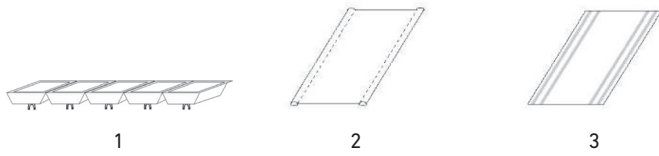


Photo	LF Code	GEV Code	Material	Type	Dimensions (mm)	Model
1	3062227	LF3062227	synthetic 2 mm	5 compartments	850 x 140	CMO
1	3062228	LF3062228	synthetic 2 mm	6 compartments	1000 x 140	CMO
1	3062229	LF3062229	synthetic 2 mm	7 compartments	1150 x 140	CMO
1	3062230	LF3062230	synthetic 2 mm	8 compartments	1300 x 140	CMO
2	3062208	LF3062208	synthetic 2 mm	hem fixed at both ends	1200 x 210	Bertrand Puma
2	3062209	LF3062209	synthetic 2 mm	hem fixed at both ends	1180 x 190	Bertrand Puma
2	3062210	LF3062210	synthetic 2 mm	hem fixed at both ends	1480 x 200	Bertrand Puma
2	3062211	LF3062211	synthetic 2 mm	hem fixed at both ends	1490 x 260	Bertrand Puma
3	3062206	LF3062206	synthetic 2 mm	with two touch-and-close fastening	1260 x 220/380	Bertrand Puma
3	3062207	LF3062207	synthetic 2 mm	with two touch-and-close fastening	2000 x 220/380	Bertrand Puma
3	3062212	LF3062212	synthetic 2 mm	with two touch-and-close fastening	1580 x 220/380	Bertrand Puma

POCKETS FOR INTERMEDIATE PROOFERS SUITABLE TO BONGARD





Photo	LF Code	GEV Code	Material	Type	Dimensions (mm)	Model
1	3062176	LF3062176	synthetic 2 mm	hem fixed at both ends + 2 tongs	1065 x 200/295	Mada 1/4 ; RP 1/3
1	3062179	LF3062179	synthetic 2 mm	hem fixed at both ends + 2 tongs	1395 x 200/295	Mada 2/5 ; RP 2/4
1	3062182	LF3062182	synthetic 2 mm	hem fixed at both ends + 2 tongs	1540 x 200/295	Mada 3/6
1	3062185	LF3062185	synthetic 2 mm	hem fixed at both ends + 2 tongs	1065 x 230/335	RTM 1/4
1	3062188	LF3062188	synthetic 2 mm	hem fixed at both ends + 2 tongs	1395 x 230/335	RTM 2/5
1	3062191	LF3062191	synthetic 2 mm	hem fixed at both ends + 2 tongs	1540 x 230/335	RTM 3/6
2	3062174	LF3062174	synthetic 2 mm	with one touch-and-close fastening	1065 x 200/420	Mada 1/4 ; RP 1/3
2	3062177	LF3062177	synthetic 2 mm	with one touch-and-close fastening	1395 x 200/420	Mada 2/5 ; RP 2/4
2	3062180	LF3062180	synthetic 2 mm	with one touch-and-close fastening	1540 x 200/420	Mada 3/6
2	3062183	LF3062183	synthetic 2 mm	with one touch-and-close fastening	1065 x 230/480	RTM 1/4
2	3062186	LF3062186	synthetic 2 mm	with one touch-and-close fastening	1395 x 230/480	RTM 2/5
2	3062189	LF3062189	synthetic 2 mm	with one touch-and-close fastening	1540 x 230/480	RTM 3/6
3	3062175	LF3062175	synthetic 2 mm	with two touch-and-close fastening	1065 x 200/315	Mada 1/4 ; RP 1/3
3	3062178	LF3062178	synthetic 2 mm	with two touch-and-close fastening	1395 x 200/315	Mada 2/5 ; RP 2/4
3	3062181	LF3062181	synthetic 2 mm	with two touch-and-close fastening	1540 x 200/315	Mada 3/6
3	3062184	LF3062184	synthetic 2 mm	with two touch-and-close fastening	1065 x 230/355	RTM 1/4
3	3062187	LF3062187	synthetic 2 mm	with two touch-and-close fastening	1395 x 230/355	RTM 2/5
3	3062190	LF3062190	synthetic 2 mm	with two touch-and-close fastening	1540 x 230/355	RTM 3/6

DOUGH PROCESSING TEXTILES

POCKETS FOR INTERMEDIATE PROOFERS SUITABLE TO PANIMATIC



1

2

Photo	LF Code	GEV Code	Material	Type	Dimensions (mm)	Model
1	3062192	LF3062192	synthetic 2 mm	with one touch-and-close fastening	960 x 200	MC 35 L
1	3062193	LF3062193	synthetic 2 mm	with one touch-and-close fastening	1160 x 200	MC 45 L
1	3062194	LF3062194	synthetic 2 mm	with one touch-and-close fastening	1360 x 200	MC 55 L
1	3062195	LF3062195	synthetic 2 mm	with one touch-and-close fastening	1580 x 200	MC 65 L
1	3062203	LF3062203	synthetic 2 mm	with one touch-and-close fastening	1065 x 200	MCR 35 L
1	3062204	LF3062204	synthetic 2 mm	with one touch-and-close fastening	1395 x 200	MCR 40 L
1	3062205	LF3062205	synthetic 2 mm	with one touch-and-close fastening	1540 x 200	MCR 45 L
2	3062196	LF3062196	synthetic 2 mm	with two touch-and-close fastening	960 x 230	MCPL 30 L
2	3062197	LF3062197	synthetic 2 mm	with two touch-and-close fastening	1065 x 230	MCPL 35 L
2	3062198	LF3062198	synthetic 2 mm	with two touch-and-close fastening	1160 x 230	MCPL 40 L
2	3062199	LF3062199	synthetic 2 mm	with two touch-and-close fastening	1360 x 230	MCPL 40 L
2	3062200	LF3062200	synthetic 2 mm	with two touch-and-close fastening	1540 x 230	MCPL 45 L
2	3062201	LF3062201	synthetic 2 mm	with two touch-and-close fastening	1360 x 230	MCPL 50 L
2	3062202	LF3062202	synthetic 2 mm	with two touch-and-close fastening	1580 x 230	MCPL 60 L

POCKETS FOR INTERMEDIATE PROOFERS SUITABLE TO JAC



1

Photo	LF Code	GEV Code	Material	Type	Dimensions (mm)	Model
1	3062213	LF3062213	synthetic 2 mm	with two touch-and-close fastening	1055 x 108/325	BA 470
1	3062214	LF3062214	synthetic 2 mm	with two touch-and-close fastening	1355 x 108/325	BA 600/670

HIGH TEMPERATURE PLATE CASTORS

NEW



Photo	LF Code	GEV Code	Description	Material	Wheel dimensions (mm)	Fixation dimensions (mm)	Center distance (mm)	Notes
1	7150426	LF7150426	plate swivel castor	stainless steel supports, silicone tread	ø 100 x 35	105 x 85	80 / 60	no brake, max.load 80 kg, from -30 to +250°C
2	3738005	LF3738005	plate swivel castor	stainless steel supports, phenolic resin core	ø 80 x 35	105 x 85	80 / 60	no brake, max.load 100 kg, up to +280°C
2	3738004	LF3738004	plate swivel castor	stainless steel supports, phenolic resin core	ø 100 x 35	105 x 85	80 / 60	no brake, max.load 125 kg, up to +280°C
3	7155603	LF7155603	plate swivel castor	galvanized steel supports, phenolic resin core	ø 80 x 35	105 x 85	80 / 60	no brake, max.load 100 kg, up to +280°C
3	7155653	LF7155653	plate swivel castor	galvanized steel supports, phenolic resin core	ø 100 x 35	105 x 85	80 / 60	no brake, max.load 125 kg, up to +280°C
4	7155602	LF7155602	plate fixed castor	galvanized steel supports, phenolic resin core	ø 80 x 35	105 x 85	80 / 60	no brake, max.load 100 kg, up to +280°C
4	7155624	LF7155624	plate fixed castor	galvanized steel supports, phenolic resin core	ø 100 x 35	105 x 85	80 / 60	no brake, max.load 125 kg, up to +280°C
5	7155616	LF7155616	pin hole swivel castor	stainless steel supports, phenolic resin core	ø 80 x 35	ø 12	-	no brake, max.load 100 kg, up to +280°C
5	7155620	LF7155620	pin hole swivel castor	stainless steel supports, phenolic resin core	ø 100 x 35	ø 12	-	no brake, max.load 125 kg, up to +280°C
6	7155600	LF7155600	wheel	phenolic resin core	ø 80 x 35	-	-	max.load 100 kg, up to +280°C
6	7155621	LF7155621	wheel	phenolic resin core	ø 100 x 35	-	-	max.load 125 kg, up to +280°C
7	7155654	LF7155654	wheel axis	stainless steel	-	-	-	max.load 125 kg, up to +280°C

CASTORS

HIGH LOAD PLATE SWIVEL CASTORS

NEW



1



2



3



4



5



6

Photo	LF Code	GEV Code	Material	Brake	Wheel dimensions (mm)	Plate dimensions (mm)	Center distance (mm)	Notes
1	7155596	LF7155596	galvanized steel supports, polypropylene core	no	ø 65 x 30	105 x 85	80 / 60	max.load 100 kg, up to +150°C
1	7155643	LF7155643	galvanized steel supports, polypropylene core	no	ø 80 x 30	105 x 85	80 / 60	max.load 100 kg, up to +150°C
1	7155644	LF7155644	galvanized steel supports, polypropylene core	no	ø 100 x 38	105 x 85	80 / 60	max.load 125 kg, up to +150°C
1	7155604	LF7155604	galvanized steel supports, polypropylene core	no	ø 125 x 40	105 x 85	80 / 60	max.load 150 kg, up to +150°C
1	7155595	LF7155595	galvanized steel supports, polypropylene core	no	ø 160 x 40	105 x 85	80 / 60	max.load 200 kg, up to +150°C
2	7155645	LF7155645	galvanized steel supports, polypropylene core	yes	ø 80 x 30	105 x 85	80 / 60	max.load 100 kg, up to +150°C
2	7155630	LF7155630	galvanized steel supports, polypropylene core	yes	ø 100 x 38	105 x 85	80 / 60	max.load 125 kg, up to +150°C
2	7155605	LF7155605	galvanized steel supports, polypropylene core	yes	ø 125 x 40	105 x 85	80 / 60	max.load 150 kg, up to +150°C
2	7155597	LF7155597	galvanized steel supports, polypropylene core	yes	ø 160 x 40	105 x 85	80 / 60	max.load 200 kg, up to +150°C
3	7150420	LF7150420	stainless steel supports, polypropylene core	no	ø 80 x 30	105 x 85	80 / 60	max.load 100 kg, up to +150°C
3	7150422	LF7150422	stainless steel supports, polypropylene core	no	ø 100 x 38	105 x 85	80 / 60	max.load 125 kg, up to +150°C
3	7150424	LF7150424	stainless steel supports, polypropylene core	no	ø 125 x 40	105 x 85	80 / 60	max.load 150 kg, up to +150°C
3	7155601	LF7155601	stainless steel supports, polypropylene core	no	ø 160 x 40	105 x 85	80 / 60	max.load 200 kg, up to +150°C
4	7150421	LF7150421	stainless steel supports, polypropylene core	yes	ø 80 x 30	105 x 85	80 / 60	max.load 100 kg, up to +150°C
4	7150423	LF7150423	stainless steel supports, polypropylene core	yes	ø 100 x 38	105 x 85	80 / 60	max.load 125 kg, up to +150°C
4	7150425	LF7150425	stainless steel supports, polypropylene core	yes	ø 125 x 40	105 x 85	80 / 60	max.load 150 kg, up to +150°C
4	7155611	LF7155611	stainless steel supports, polypropylene core	yes	ø 160 x 40	105 x 85	80 / 60	max.load 200 kg, up to +150°C
5	7155627	LF7155627	stainless steel supports, polyamide core	no	ø 125 x 45	140 x 110	105 / 80	max.load 700 kg, up to +180°C
6	7155628	LF7155628	stainless steel supports, polyamide core	yes	ø 125 x 45	140 x 110	105 / 80	max.load 700 kg, up to +180°C

CAOUTCHOUC PLATE SWIVEL CASTORS

NEW



1



2



3



4

Photo	LF Code	GEV Code	Material	Brake	Wheel dimensions (mm)	Plate dimensions (mm)	Center distance (mm)	Notes
1	7155631	LF7155631	galvanized steel supports, caoutchouc core	no	ø 80 x 28	105 x 85	80 / 60	max.load 70 kg, up to +160°C
1	7155635	LF7155635	galvanized steel supports, caoutchouc core	no	ø 100 x 24	105 x 85	80 / 60	max.load 70 kg, up to +160°C
1	7155637	LF7155637	galvanized steel supports, caoutchouc core	no	ø 125 x 26	105 x 85	80 / 60	max.load 100 kg, up to +160°C
1	7155640	LF7155640	galvanized steel supports, caoutchouc core	no	ø 160 x 24	140 x 110	105 / 80	max.load 135 kg, up to +160°C
2	7155633	LF7155633	galvanized steel supports, caoutchouc core	yes	ø 80 x 28	105 x 85	80 / 60	max.load 70 kg, up to +160°C
2	7155636	LF7155636	galvanized steel supports, caoutchouc core	yes	ø 100 x 24	105 x 85	80 / 60	max.load 70 kg, up to +160°C
2	7155639	LF7155639	galvanized steel supports, caoutchouc core	yes	ø 125 x 26	105 x 85	80 / 60	max.load 100 kg, up to +160°C
2	7155641	LF7155641	galvanized steel supports, caoutchouc core	yes	ø 160 x 24	140 x 110	105 / 80	max.load 135 kg, up to +160°C
3	7155651	LF7155651	stainless steel supports, caoutchouc core	no	ø 80 x 28	105 x 85	80 / 60	max.load 70 kg, up to +160°C
3	7155647	LF7155647	stainless steel supports, caoutchouc core	no	ø 100 x 24	105 x 85	80 / 60	max.load 70 kg, up to +160°C
3	7155649	LF7155649	stainless steel supports, caoutchouc core	no	ø 125 x 26	105 x 85	80 / 60	max.load 100 kg, up to +160°C
3	7155646	LF7155646	stainless steel supports, caoutchouc core	no	ø 160 x 24	140 x 110	105 / 80	max.load 135 kg, up to +160°C
4	7155652	LF7155652	stainless steel supports, caoutchouc core	yes	ø 80 x 28	105 x 85	80 / 60	max.load 70 kg, up to +160°C
4	7155648	LF7155648	stainless steel supports caoutchouc core	yes	ø 100 x 24	105 x 85	80 / 60	max.load 70 kg, up to +160°C
4	7155629	LF7155629	stainless steel supports, caoutchouc core	yes	ø 125 x 26	105 x 85	80 / 60	max.load 100 kg, up to +160°C
4	7155650	LF7155650	stainless steel supports, caoutchouc core	yes	ø 160 x 24	140 x 110	105 / 80	max.load 135 kg, up to +160°C

CASTORS

PIN HOLE SWIVEL CASTORS

NEW



1



2



3



4



5



6

Photo	LF Code	GEV Code	Description	Brake	Material	Wheel dimensions (mm)	Pin hole dimensions (mm)	Notes
1	7155625	LF7155625	pin hole swivel castor	no	stainless steel supports, polypropylene core	ø 65 x 30	ø 12	max.load 80 kg, up to +150°C
1	7155612	LF7155612	pin hole swivel castor	no	stainless steel supports, polypropylene core	ø 80 x 30	ø 12	max.load 180 kg, up to +150°C
1	7155615	LF7155615	pin hole swivel castor	no	stainless steel supports, polypropylene core	ø 100 x 30	ø 12	max.load 200 kg, up to +150°C
2	7155619	LF7155619	pin hole swivel castor	yes	stainless steel supports, polypropylene core	ø 80 x 30	ø 12	max.load 180 kg, up to +150°C
2	7155618	LF7155618	pin hole swivel castor	yes	stainless steel supports, polypropylene core	ø 100 x 30	ø 12	max.load 200 kg, up to +150°C
3	7155592	LF7155592	pin hole swivel castor	no	galvanized steel supports, polyurethane tread	ø 50 x 17	ø 10	max.load 40 kg, up to +50°C
4	7155594	LF7155594	pin hole swivel castor	yes	galvanized steel supports, polyurethane tread	ø 50 x 17	ø 10	max.load 40 kg, up to +50°C
5	7155598	LF7155598	pin hole swivel castor	no	stainless steel supports, caoutchouc tread	ø 50 x 22	ø 10	max.load 40 kg, up to +150°C
6	7155599	LF7155599	pin hole swivel castor	yes	stainless steel supports, caoutchouc tread	ø 50 x 22	ø 10	max.load 40 kg, up to +150°C



1



2



3



4



5



6

Photo	LF Code	GEV Code	Description	Brake	Material	Wheel dimensions (mm)	Pin hole dimensions (mm)	Notes
1	7155655	LF7155655	double pin hole swivel castor	no	galvanized steel supports, caoutchouc tread	ø 50 x (2 x 18)	ø 10	max.load 40 kg, up to +150°C
2	7155656	LF7155656	double pin hole swivel castor	yes	galvanized steel supports, caoutchouc tread	ø 50 x (2 x 18)	ø 10	max.load 40 kg, up to +150°C
3	3346171	LF3346171	pin hole swivel castor	no	nylon supports & wheel, caoutchouc tread	ø 125 x 30	ø 12	max.load 100 kg, up to +150°C
4	3346172	LF3346172	pin hole swivel castor	yes	nylon supports & wheel, caoutchouc tread	ø 125 x 30	ø 12	max.load 100 kg, up to +150°C
5	3346169	LF3346169	pin hole swivel castor	no	polyamide supports, synthetic caoutchouc tread	ø 125 x 30	ø 12	max.load 100 kg, up to +150°C
6	3346170	LF3346170	pin hole swivel castor	yes	polyamide supports, synthetic caoutchouc tread	ø 125 x 30	ø 12	max.load 100 kg, up to +150°C

EXPANDERS FOR SQUARE & ROUND PIPE



Photo	LF Code	GEV Code	Pipe type	Pipe dimensions (mm)
1	7122402	700380	square	21,5 to 24
1	7119659	700381	square	24 to 27
1	5120041	700382	square	27 to 30
1	5120046	700383	square	32 to 35
1	3346196	700384	square	36 to 40

Photo	LF Code	GEV Code	Pipe type	Pipe dimensions (mm)
2	5120027	700375	round	ø 19 to 21,5
2	5120029	700376	round	ø 21,5 to 24
2	5120036	700377	round	ø 24 to 27
2	5120037	700378	round	ø 27 to 30
2	5120039	700379	round	ø 31 to 35

BUMPERS & ACCESSORIES




Photo	LF Code	GEV Code	Description	Dimensions (mm)	Color
1	3346197	700153	pin hole castor bumper	ext. ø 95, int. ø 22 - thickness 20	grey
2	3012003	700154	pin hole castor bumper	ext. ø 95, int. ø 25 - thickness 20	grey
2	3346199	LF3346199	pin hole castor bumper	ext. ø 95, int. ø 32 - thickness 20	grey
3	3346107	LF3346107	pin hole castor bumper	ext. ø 95, int. 25 x 25 - thickness 20	grey
4	3346201	LF3346201	pin hole castor bumper	ext. ø 95, int. 30 x 30 - thickness 20	grey
4	3346202	LF3346202	pin hole castor bumper	ext. ø 95, int. 35 x 35 - thickness 20	grey
5	3012004	700887	corner lid bumper	93 x 55 x h58	grey




Photo	LF Code	GEV Code	Description	Dimensions (mm)	Color
1	3346128	690935	upper angle bumper	side 120 - thickness 30	black
2	3346043	690153	upper angle bumper	side 120 - thickness 31	grey
3	3346042	690378	upper angle bumper	side 130 - thickness 30	grey
4	7106483	696975	upper angle bumper	side 167 - thickness 30	grey
5	3346044	690924	upper angle bumper	side 167 - thickness 40	grey
6	3346038	690900	bumper screw cap	-	black

FEET

SQUARE PIPE MOUTHPIECES



1

Photo	LF Code	GEV Code	Pipe dimensions (mm)
1	7154895	690470	20 x 20
1	7154869	690471	25 x 25
1	7125816	690472	30 x 30

Photo	LF Code	GEV Code	Pipe dimensions (mm)
1	7125817	690473	35 x 35
1	9313011	690474	40 x 40

UNIVERSAL FEET

NEW



1



2

Photo	LF Code	GEV Code	Stem dimension	Total height (mm)	Base \varnothing (mm)	Notes
1	D313007	LFD313007	M8	45	\varnothing 35	-
1	D313005	LFD313005	M10	45	\varnothing 35	-
1	D313006	LFD313006	M10	45	\varnothing 38	-
2	3313136	LF3313136	M8	40	\varnothing 40	4 pieces set, anti-vibration

FEET FOR SQUARE & ROUND PIPE



1



2



3



4



5



6

Photo	LF Code	GEV Code	Material	Pipe type	Pipe dimensions (mm)	Adjustable height (mm)	Maximum load (kg)
1	3313074	700117	plastic	square	30 x 30	24 to 56	90
1	3313075	LF3313075	plastic	square	35 x 35	34 to 68	90
1	3313061	LF3313061	plastic	square	40 x 40	26 to 47	90
1	3313053	LF3313053	plastic	square	50 x 50	25 to 45	90
2	5113647	700869	stainless steel	square	40 x 40	23 to 92	80
2	3313063	LF3313063	stainless steel	square	50 x 50	24 to 70	80
3	5046081	LF5046081	aluminium	square	30 x 30	24 to 53	90
3	3313079	LF3313079	aluminium	square	35 x 35	28 to 56	90
3	3313080	700115	aluminium	square	40 x 40	38 to 65	90
4	2103526	LF2103526	plastic	round	ø 38	35 to 63	90
4	7106034	LF7106034	plastic	round	ø 41	35 to 62	90
4	3313122	LF3313122	plastic	round	ø 45	28 to 78	90
5	3313123	LF3313123	stainless steel	round	ø 35	38 to 67	80
5	3313064	LF3313064	stainless steel	round	ø 50	22 to 70	80

PLATE FEET



1



2

Photo	LF Code	GEV Code	Material	Plate dimensions (mm)	Center distance (mm)	Adjustable height (mm)	Maximum load (kg)
1	7106050	LF7106050	composite	87 x 87	55 x 55	90 to 110	1200
1	7106052	LF7106052	composite	95 x 95	70 x 70	150 to 220	1200
1	7133373	LF7133373	composite	102 x 80	80 x 60	150 to 180	1200
1	7106053	LF7106053	composite	102 x 80	80 x 60	150 to 220	1200
2	7154915	701007	stainless steel	82 x 82	60 x 60	100 to 150	800
2	3313035	LF3313035	stainless steel	78 x 78	60 x 60	105 to 160	800
2	3313125	701199	stainless steel	90 x 70	70 x 50	115 to 185	800
2	5074912	701204	stainless steel	67 x 67	50 x 50	120 to 190	800
2	3313045	701618	stainless steel	74 x 74	58 x 58	125 to 235	800
2	3313044	LF3313044	stainless steel	80 x 80	60 x 60	130 to 195	800

BEARINGS

NEEDLE BEARINGS



1

2

Photo	LF Code	GEV Code	Bearing type	Bearing dimensions (mm)
1	9063053	523118	HK 2016 2RS	20 x 26 x 16
1	9063063	523128	HK 2820 2RS	28 x 35 x 20
1	9063049	523114	HK 3516 2RS	35 x 42 x 16
1	9063052	523117	HK 3520 2RS	35 x 42 x 20

Photo	LF Code	GEV Code	Bearing type	Bearing dimensions (mm)
1	9063051	523116	HK 4520 2RS	45 x 52 x 20
2	5018454	697116	3204	20 x 47 x 20
2	7150503	LF7150503	3206	30 x 61 x 23

BALL BEARINGS - 2RS SERIES



LF Code	GEV Code	Bearing type	Bearing dimensions (mm)
D063027	523507	6000 2RS	10 x 26 x 8
D063028	LFD063028	6001 2RS	12 x 28 x 8
D063029	LFD063029	6002 2RS	15 x 32 x 9
D063030	523551	6003 2RS	17 x 35 x 10
D063031	523522	6004 2RS	20 x 42 x 12
D063032	523525	6005 2RS	25 x 47 x 12
D063033	LFD063033	6006 2RS	30 x 55 x 13
D063034	LFD063034	6007 2RS	35 x 62 x 14
D063088	LFD063088	6008 2RS	40 x 68 x 15
D063035	LFD063035	6009 2RS	45 x 75 x 16
D063036	LFD063036	6010 2RS	50 x 80 x 16

LF Code	GEV Code	Bearing type	Bearing dimensions (mm)
D063070	LFD063070	6300 2RS	10 x 35 x 11
D063071	LFD063071	6301 2RS	12 x 37 x 12
D063072	523526	6302 2RS	15 x 42 x 13
D063073	LFD063073	6303 2RS	17 x 47 x 14
D063074	523517	6304 2RS	20 x 52 x 15
D063075	523518	6305 2RS	25 x 62 x 17
D063076	LFD063076	6306 2RS	30 x 72 x 19
D063077	523070	6307 2RS	35 x 80 x 21
D063078	LFD063078	6308 2RS	40 x 90 x 23
D063079	LFD063079	6309 2RS	45 x 100 x 25
D063080	LFD063080	6310 2RS	50 x 110 x 27

LF Code	GEV Code	Bearing type	Bearing dimensions (mm)
D063048	LFD063048	6200 2RS	10 x 30 x 9
D063049	523509	6201 2RS	12 x 32 x 10
D063050	523510	6202 2RS	15 x 35 x 11
D063051	LFD063051	6203 2RS	17 x 40 x 12
D063052	523512	6204 2RS	20 x 47 x 14
D063053	LFD063053	6205 2RS	25 x 52 x 15
D063054	523524	6206 2RS	30 x 62 x 16
D063055	LFD063055	6207 2RS	35 x 72 x 17
D063056	LFD063056	6208 2RS	40 x 80 x 18
D063057	LFD063057	6209 2RS	45 x 85 x 19
D063058	LFD063058	6210 2RS	50 x 90 x 20

BALL BEARINGS - ZZ SERIES



LF Code	GEV Code	Bearing type	Bearing dimensions (mm)
D063016	LFD063016	6000 ZZ	10 x 26 x 8
D063017	LFD063017	6001 ZZ	12 x 28 x 8
D063018	LFD063018	6002 ZZ	15 x 32 x 9
D063019	LFD063019	6003 ZZ	17 x 35 x 10
D063020	LFD063020	6004 ZZ	20 x 42 x 12
D063021	LFD063021	6005 ZZ	25 x 47 x 12
D063022	LFD063022	6006 ZZ	30 x 55 x 13
D063023	LFD063023	6007 ZZ	35 x 62 x 14
D063024	LFD063024	6008 ZZ	40 x 68 x 15
D063025	LFD063025	6009 ZZ	45 x 75 x 16
D063026	LFD063026	6010 ZZ	50 x 80 x 16

LF Code	GEV Code	Bearing type	Bearing dimensions (mm)
D063037	LFD063037	6200 ZZ	10 x 30 x 9
D063038	LFD063038	6201 ZZ	12 x 32 x 10
D063039	LFD063039	6202 ZZ	15 x 35 x 11
D063040	LFD063040	6203 ZZ	17 x 40 x 12
D063041	LFD063041	6204 ZZ	20 x 47 x 14
D063042	LFD063042	6205 ZZ	25 x 52 x 15
D063043	LFD063043	6206 ZZ	30 x 62 x 16
D063044	LFD063044	6207 ZZ	35 x 72 x 17
D063045	LFD063045	6208 ZZ	40 x 80 x 18
D063046	LFD063046	6209 ZZ	45 x 85 x 19
D063047	LFD063047	6210 ZZ	50 x 90 x 20

LF Code	GEV Code	Bearing type	Bearing dimensions (mm)
D063059	LFD063059	6300 ZZ	10 x 35 x 11
D063060	LFD063060	6301 ZZ	12 x 37 x 12
D063061	LFD063061	6302 ZZ	15 x 42 x 13
D063062	LFD063062	6303 ZZ	17 x 47 x 14
D063063	LFD063063	6304 ZZ	20 x 52 x 15
D063064	LFD063064	6305 ZZ	25 x 62 x 17
D063065	523064	6306 ZZ	30 x 72 x 19
D063066	LFD063066	6307 ZZ	35 x 80 x 21
D063067	LFD063067	6308 ZZ	40 x 90 x 23
D063068	LFD063068	6309 ZZ	45 x 100 x 25
D063069	LFD063069	6310 ZZ	50 x 110 x 27

LF Code	GEV Code	Bearing type	Bearing dimensions (mm)
D063081	LFD063081	607 ZZ	7 x 19 x 6
D063082	LFD063082	608 ZZ	8 x 22 x 7
D063083	LFD063083	609 ZZ	9 x 24 x 7
D063084	LFD063084	625 ZZ	5 x 16 x 5
D063085	LFD063085	626 ZZ	6 x 19 x 6
D063086	LFD063086	627 ZZ	7 x 22 x 7

BELTS

V-BELTS - A & XPA SERIES

NEW

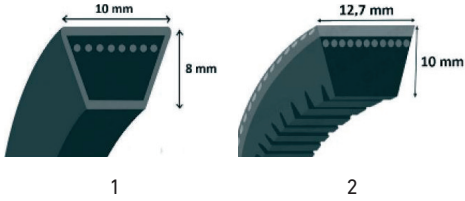


Photo	LF Code	GEV Code	Model	Length (mm)
1	9062074	697690	A18	457
1	9062056	LF9062056	A27	686
1	9062057	LF9062057	A29	750
1	9062023	LF9062023	A35	889
1	5014844	691963	A40	1050
1	3062092	LF3062092	A48	1220
1	3062087	LF3062087	A49	1245
1	3062001	LF3062001	A66	1676
1	5016934	LF5016934	A73	1855
1	3062002	LF3062002	A80	2032

Photo	LF Code	GEV Code	Model	Length (mm)
1	3062003	LF3062003	A85	2160
2	5104234	LF5104234	XPA 1400	1400
2	3062019	LF3062019	XPA 1482	1482
2	3062073	LF3062073	XPA 1700	1700
2	3062017	LF3062017	XPA 1750	1750
2	3062018	LF3062018	XPA 2032	2032
2	3062020	LF3062020	XPA 2240	2240
2	3062035	LF3062035	XPA 2582	2582
2	3062036	LF3062036	XPA 2650	2650
2	5071405	LF5071405	XPA 2882	2882

V-BELTS - Z & XPZ SERIES

NEW

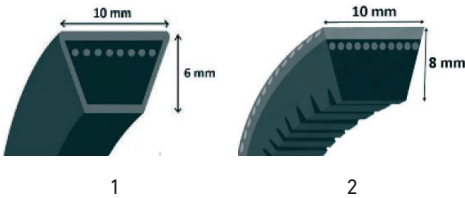


Photo	LF Code	GEV Code	Model	Length (mm)
1	9003543	LF9003543	Z12 1/2	315
1	9003544	AS022819	Z14	355
1	9062053	697679	Z14 3/4	375
1	9003546	LF9003546	Z16 3/4	424
1	9003547	697682	Z17 1/4	438
1	9003548	LF9003548	Z18	460
1	9003549	697684	Z18 3/4	475
1	9003550	697685	Z19 1/4	500
1	9062082	LF9062082	Z20 1/2	520
1	9003551	AS113112	Z21 1/4	540
1	9003556	LF9003556	Z22	560
1	9003557	697688	Z23 1/2	600

Photo	LF Code	GEV Code	Model	Length (mm)
1	5026671	LF5026671	Z24	610
1	9062054	LF9062054	Z25	630
1	9062109	LF9062109	Z25 1/2	650
1	9003552	LF9003552	Z27	670
1	9062077	AS097751	Z28	715
1	9003553	LF9003553	Z32	820
1	4037266	LF4037266	Z43	1090
2	3062110	LF3062110	XPZ 1320	1320
2	5137702	LF5137702	XPZ 2540	2540
2	5137703	LF5137703	XPZ 2840	2840
2	5137704	LF5137704	XPZ 3150	3150

V-BELTS - SPZ & SPZX SERIES

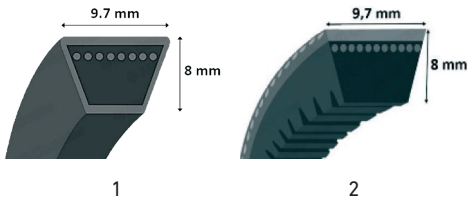


Photo	LF Code	GEV Code	Model	Length (mm)
1	5077949	LF5077949	SPZ 1180	1180
1	5002467	LF5002467	SPZ 1287	1287
1	3062043	LF3062043	SPZ 1337	1337
1	5009293	LF5009293	SPZ 1400	1400
1	3062103	LF3062103	SPZ 1462	1462
1	3062098	LF3062098	SPZ 1562	1562
1	3062028	LF3062028	SPZ 1700	1700
1	3062008	LF3062008	SPZ 1800	1800
1	5009235	LF5009235	SPZ 1850	1850

Photo	LF Code	GEV Code	Model	Length (mm)
1	3062111	LF3062111	SPZ 2037	2037
2	3062051	LF3062051	SPZX 1362	1362
2	3062049	LF3062049	SPZX 1500	1500
2	3062106	LF3062106	SPZX 1512	1512
2	3062052	LF3062052	SPZX 1800	1800
2	3062053	LF3062053	SPZX 1850	1850
2	3062054	LF3062054	SPZX 1900	1900
2	3062046	LF3062046	SPZX 2120	2120

TOOTHED BELTS - XL SERIES

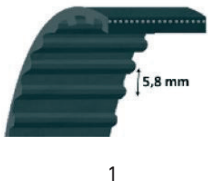



Photo	LF Code	GEV Code	Model	Length (mm)	Width (mm)
1	9062041	LF9062041	140 XL 037	356	10
1	9100059	692780	150 XL 075	380	20
1	9062070	LF9062070	180 XL 050	458	13
1	9003850	LF9003850	190 XL 037	190	10
1	9062040	LF9062040	200 XL 037	200	10
1	9062075	LF9062075	210 XL 037	210	10
1	9062076	LF9062076	220 XL 037	220	10
1	9100076	AS117318	230 XL 050	584	13
1	9100063	699398	240 XL 050	610	13

BELTS

TOOTHED BELTS - OTHER SERIES

NEW




1

Photo	LF Code	GEV Code	Model	Length (mm)	Width (mm)	Thickness (mm)
1	5045800	LF5045800	673W22	673	22	8
1	9062105	LF9062105	750W25	750	25	8
1	9062001	LF9062001	900W20S	900	20	6
1	9062061	LF9062061	900W25	900	25	8
1	40D2720	699205	1000W25	1000	25	8
1	9062062	698653	1000W31,5	1000	31,5	10
1	9062080	698408	3024R	875	40	13
1	9062063	LF9062063	3025R	1365	39	13

SPECIFIC BELTS

NEW



1

Photo	LF Code	GEV Code	Description	Model	Length (mm)	Width (mm)	Suitable to
1	7133241	702282	double toothed symetric belt	700 DH 075	1778	19	Marchand, Bongard

POWERTWIST ADJUSTABLE BELTS



1

Photo	LF Code	GEV Code	Description	Model	Dimensions (mm)
1	7154842	LF7154842	Powertwist Drive® universal belt	Z10	10 x 6
1	7154840	LF7154840	Powertwist Drive® universal belt	A13	13 x 8
1	7154841	LF7154841	Powertwist Drive® universal belt	B17	17 x 11

POLYURETANE ROUND BELTS



1

Photo	LF Code	GEV Code	Model	Length (mm)
1	1198216	LF1198216	380	ø 4
1	1062005	694526	435	ø 4
1	1062004	LF1062004	545	ø 4
1	9062015	693701	540	ø 8
1	3062085	693873	560	ø 8
1	3062091	693874	600	ø 8
1	9062019	693705	615	ø 8
1	9062017	693703	635	ø 8
1	9062014	693700	645	ø 8

Photo	LF Code	GEV Code	Model	Length (mm)
1	5039455	LF5039455	655	ø 8
1	3062088	693843	680	ø 8
1	9062114	694259	750	ø 8
1	3062089	693875	784	ø 8
1	3062089	693875	785	ø 8
1	9062018	693704	884	ø 8
1	9062016	693702	895	ø 8
1	3062090	693877	920	ø 8

TOOL SHAFTS



Photo	LF Code	GEV Code	Dimensions (mm)	Suitable to
1	9742011	LF9742011	200	Dito Sama
2	9742018	LF9742018	96	Dito Sama
3	40U0691	LF40U0691	137	Dito Sama

Photo	LF Code	GEV Code	Dimensions (mm)	Suitable to
4	40D6385	LF40D6385	225	Dito Sama
5	9742015	LF9742015	140	Sammic
6	9742009	AS084798	ø 13 x 85	Kitchenaid

SPRINGS

SILICONE SEALING RINGS



LF Code	GEV Code	Dimensions (mm)
3786650	516015	17 x 11 x h4
1199201	LF1199201	18 x 16 x h5
1186539	LF1186539	19 x 12 x h5
1786247	LF1786247	20 x 11 x h5
1186543	LF1186543	22 x 12 x h5
1186604	LF1186604	24 x 15 x h7
1786235	650260	26 x 18 x h5
1186374	LF1186374	28 x 16 x h7
5052103	691049	28 x 17 x h7
9453004	LF9453004	30 x 20 x h7
7101224	LF7101224	32 x 20 x h7
9453006	LF9453006	32 x 22 x h7
3002005	LF3002005	35 x 15 x h6
9186057	698001	35 x 20 x h7
9453001	LF9453001	35 x 25 x h7
5101055	LF5101055	40 x 25 x h5
9453003	LF9453003	40 x 30 x h7
5038765	LF5038765	40 x 20 x h10
9186050	AS055959	42 x 20 x h7
9186031	LF9186031	42 x 25 x h7

LF Code	GEV Code	Dimensions (mm)
5017523	512424	42 x 30 x h7
9453002	LF9453002	45 x 35 x h7
9786004	LF9786004	47 x 20 x h7
5054145	698117	47 x 25 x h7
5035025	696379	50 x 40 x h7
5058588	LF5058588	50 x 35 x h10
4005069	LF4005069	52 x 30 x h7
9212068	LF9212068	52 x 40 x h7
5037514	LF5037514	52 x 25 x h10
5063537	AS100458	52 x 35 x h10
5081101	LF5081101	55 x 30 x h7
4003364	LF4003364	62 x 35 x h7
3186292	LF3186292	72 x 45 x h8
3786195	LF3786195	80 x 55 x h8
3453001	LF3453001	80 x 60 x h8
3453005	LF3453005	80 x 50 x h13
3786193	LF3786193	85 x 65 x h10
3186296	LF3186296	90 x 60 x h15
3786192	LF3786192	100 x 80 x h10
3786132	LF3786132	110 x 85 x h12

OVEN DOOR SPRINGS




Photo	LF Code	GEV Code	Dimensions (mm)
1	3250101	692094	ø 17 x 50
2	7103196	698557	ø 19 x 50
3	3250260	504856	ø 14,5 x 153
4	3250261	LF3250261	ø 19 x 120
5	3250283	LF3250283	ø 20 x 89
6	3250286	LF3250286	ø 20 x 89
7	5024500	LF5024500	ø 27 x 153
8	5024501	693387	ø 27 x 153

Photo	LF Code	GEV Code	Dimensions (mm)
9	3250187	700891	ø 16,5 x 290
10	3250205	700492	ø 28 x 235
11	3250204	LF3250204	ø 26 x 155
12	3250082	700159	ø 19,5 x 150
13	5046982	LF5046982	ø 20 x 168
14	3250111	LF3250111	ø 25,5 x 56
15	5049357	514073	ø 30 x 280

KNEADER SPRINGS



Photo	LF Code	GEV Code	Dimensions (mm)	Suitable to
1	9250007	AS084814	ø 5 x 90	Kitchenaid
2	40KJ730	LF40KJ730	ø 29 x 65	Dito Sama
3	40KJ057	LF40KJ057	ø 22 x 83	Dito Sama

Photo	LF Code	GEV Code	Dimensions (mm)	Suitable to
4	9250013	530992	ø 23 x 70	Varimixer
5	9250002	LF9250002	ø 54 x 80	Sigma
6	9250003	LF9250003	ø 73 x 80	Sigma

SPRINGS

ROLLING MILL SPRINGS



Photo	LF Code	GEV Code	Description	Suitable to
1	7108932	LF7108932	upper scraper	Panimatic
2	5039456	694239	left scraper	Moretti
3	5035160	694238	right scraper	Moretti

Photo	LF Code	GEV Code	Description	Suitable to
4	3250210	693789	scraper	Pizza Group
5	9250005	694512	scraper	IGF
6	7117340	LF7117340	scraper	Sirman

OTHER SPRINGS




Photo	LF Code	GEV Code	Description	Suitable to
1	7119550	LF7119550	right	Caplain
2	7119549	LF7119549	left	Caplain
3	7121968	LF7121968	door traction	Bongard

Photo	LF Code	GEV Code	Description	Suitable to
4	7126231	LF7126231	traction	Sofinor
5	5010756	700871	right	OEM
6	5010757	700872	left	OEM

SHOCK ABSORBERS



LF Code	GEV Code	Length (mm)	Force (N)
5034667	701533	160	250
3007031	AS048562	160	300
5084112	LF5084112	160	400
5064478	LF5064478	220	600
5048908	700403	220	700
5049702	LF5049702	240	150
7150819	LF7150819	240	650
7150818	LF7150818	240	580
7120397	LF7120397	242	450

LF Code	GEV Code	Length (mm)	Force (N)
3007032	LF3007032	260	500
7110258	LF7110258	260	800
5026030	LF5026030	280	100
4033241	692685	280	150
5076296	LF5076296	298	700
5074167	LF5074167	318	150
5047459	LF5047459	318	100
5047385	LF5047385	320	250
5038347	LF5038347	380	700

REFRACTORY STONES

REFRACTORY STONES



1

2

3

Photo	LF Code	GEV Code	Stone type	Dimensions (mm)	Thickness (mm)
1	5027546	850065	solid interior, grooved surface	400 x 400	11+3
1	5063699	850014	solid interior, grooved surface	410 x 360	11+3
1	3310013	850097	solid interior, grooved surface	500 x 500	13+3
1	5059509	LF5059509	solid interior, grooved surface	516 x 258	16+3
1	3310012	850101	solid interior, grooved surface	600 x 300	16+3
1	5026615	LF5026615	solid interior, grooved surface	610 x 610	11+3
1	5034616	850071	solid interior, grooved surface	615 x 330	11+3
1	5036669	850018	solid interior, grooved surface	616 x 308	16+3
1	5055492	850133	solid interior, grooved surface	628 x 606	11+3
1	3310021	850130	solid interior, grooved surface	655 x 485	11+3
1	5021973	850023	solid interior, grooved surface	655 x 320	11+3
1	5030538	850132	solid interior, grooved surface	655 x 410	11+3
1	5036132	850106	solid interior, grooved surface	660 x 307	11+3
1	5036139	850107	solid interior, grooved surface	660 x 528	11+3
1	5059271	LF5059271	solid interior, grooved surface	695 x 520	11+3
1	5057944	LF5057944	solid interior, grooved surface	696 x 349	11+3
1	5077619	850102	solid interior, grooved surface	700 x 350	16+3
1	5084568	850136	solid interior, grooved surface	700 x 350	11+3
1	5057849	850112	solid interior, grooved surface	716 x 358	16+3
1	5036154	850078	solid interior, grooved surface	805 x 415	11+3
1	5060377	LF5060377	solid interior, grooved surface	923 x 308	16+3
1	5063089	850134	solid interior, grooved surface	1046 x 349	11+3
1	3310022	850128	solid interior, grooved surface	1074 x 358	16+3
2	5025087	850100	solid interior, smooth surface	610 x 305	17
2	5051663	LF5051663	solid interior, smooth surface	610 x 610	20
2	7102543	850109	solid interior, smooth surface	718 x 359	17
2	3310011	LF3310011	solid interior, smooth surface	910 x 610	20
3	7110925	LF7110925	dimpled interior, smooth surface	350 x 350	19
3	5035997	LF5035997	dimpled interior, smooth surface	600 x 600	19
3	5036127	850067	dimpled interior, smooth surface	600 x 425	15
3	5027422	LF5027422	dimpled interior, smooth surface	610 x 580	30
3	5022318	850005	dimpled interior, smooth surface	615 x 606	25
3	5033848	LF5033848	dimpled interior, smooth surface	618 x 610	17
3	5008915	850009	dimpled interior, smooth surface	622 x 606	25
3	3310019	850114	dimpled interior, smooth surface	696 x 348	17
3	5054841	LF5054841	dimpled interior, smooth surface	700 x 350	22
3	5061958	LF5061958	dimpled interior, smooth surface	720 x 360	19
3	5030336	850131	dimpled interior, smooth surface	880 x 610	30
3	5014953	850006	dimpled interior, smooth surface	913 x 606	25
3	5034501	850053	dimpled interior, smooth surface	916 x 610	17
3	5064908	850119	dimpled interior, smooth surface	1050 x 350	22

FAUCETS & PRE RINSE UNITS

PRE RINSE UNITS

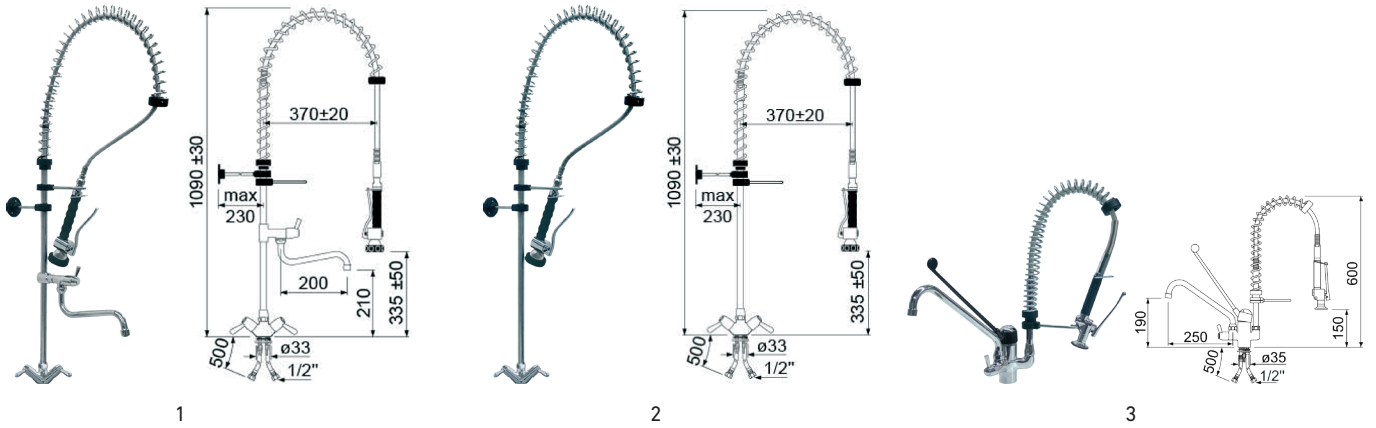


Photo	LF Code	GEV Code	Fittings (")	Hand valves	Flow rate (l/min)	Notes
1	5115036	548907	1/2	90° lever knobs with ceramic disc cartridges	16	with central spout
2	5117057	548906	1/2	90° lever knobs with ceramic disc cartridges	16	without central spout
3	5115251	545084	1/2	single long lever with ceramic disc cartridge	16	with spout

FAUCETS

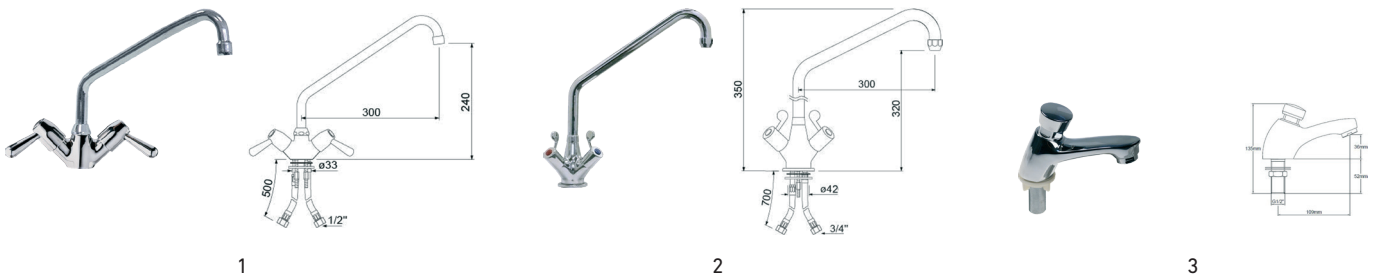


Photo	LF Code	GEV Code	Fittings (")	Hand valves	Flow rate (l/min)	Notes
1	5115261	547843	1/2	90° lever knobs with ceramic disc cartridges	12	non-return valves included
2	5115264	549435	3/4	90° lever knobs with ceramic disc cartridges	25	non-return valves included
3	7155368	542939	1/2	automatic closing	10	15 seconds opening

FAUCETS & PRE RINSE UNITS

FAUCETS & PRE RINSE UNITS SPARE PARTS



Photo	LF Code	GEV Code	Description	Fittings (")	Length (mm)	Material	Notes
1	7108240	LF7108240	non-return valve	1/2"	-	chromed brass & plastic	-
2	5130753	548383	jet swirl	M22x1	-	chromed brass & plastic	O-ring included, 22 l/min flow rate
3	5110570	548192	shower head	1/2"	260	chromed brass & plastic	-
4	2110368	540066	shower hose	1/2"	1000	ringed stainless steel	swivel fittings
5	7125427	542015	shower hose	1/2"	1000	PVC coated stainless steel	swivel fittings

HAND-WASH BASINS

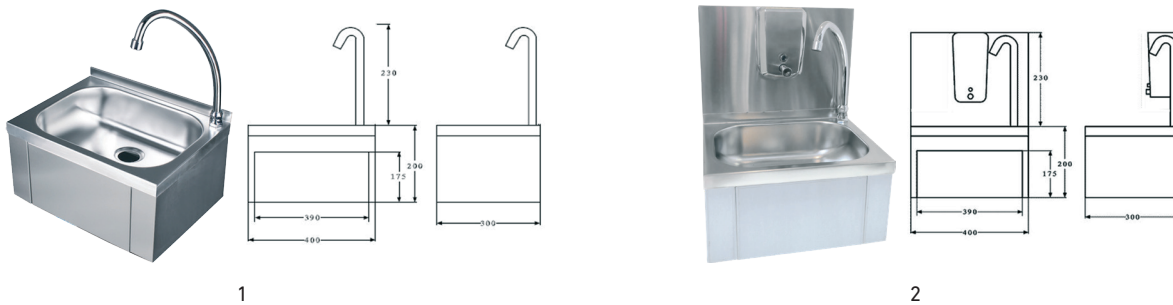


Photo	LF Code	GEV Code	Fittings (")	Total dimensions (mm)	Basin dimensions (mm)	Material	Notes
1	5116236	542125	1/2	400 x 295 x 230	340 x 250 x 100	stainless steel	knee control, 15 seconds opening
2	5138211	542153	1/2	400 x 295 x 230	340 x 250 x 100	stainless steel	knee control, 15 seconds opening, back splash & soap dish included

FAUCETS & PRE RINSE UNITS

HAND-WASH BASIN SPARE PARTS




Photo	LF Code	GEV Code	Description	Fittings (")	Material	Dimensions (mm)	Notes
1	5114731	547901	jet nozzle	1/2	chromed brass	ø 18 x 200	overhang 170 mm
2	5116491	547903	jet nozzle	1/2	chromed brass	ø 18 x 200	overhang 150 mm
3	5116284	542936	knee control timed tap	1/2	brass	length 432	15 seconds opening
4	5029942	LF5029942	timed tap	1/2	brass	100 x 55 x h40	5 seconds opening
5	5114859	548199	timed tap	1/2	chromed brass	100 x 100 x 80	15 seconds opening
6	3359592	541475	pre-mixing manual tap	1/2	nickel-plated brass	70 x 60 x 25	non-return valves included
7	5115219	540269	pre-mixing thermostatic tap	1/2	nickel-plated brass	163 x 90 x 50	non-return valves included

PEDAL MIXERS



Photo	LF Code	GEV Code	Description	Fittings (")	Notes
1	3859037	542550	cold water stopping tap	1/2	wall-standing
2	3859038	542551	hot water stopping tap	1/2	wall-standing
3	5135345	542552	cold / hot water mixing tap	1/2	wall-standing
4	5119848	542914	cold water stopping tap	1/2	floor-standing
5	5110562	542916	hot water stopping tap	1/2	floor-standing
6	5110563	542915	cold / hot water mixing tap	1/2	floor-standing
7	5127432	542917	hot water stopping tap with interruption pedal	1/2	floor-standing

OVERFLOW PIPES & DRAIN



Photo	LF Code	GEV Code	Using dimension	Dimensions (mm)	Height (mm)	Material
1	3448070	515052	1"1/2	ext. ø 40	230	stainless steel
2	3448071	515053	1"1/2	ext. ø 40	280	stainless steel
3	3448076	515054	1"1/2	ext. ø 40	320	stainless steel
4	3316010	507540	1"1/2	ext. ø 67, int. ø 40	32	chromed brass

SOLENOID VALVES

PLASTIC STRAIGHT SOLENOID VALVES




Photo	LF Code	GEV Code	Model	Voltage (V)	Input (")	Output(s) (mm)
1	3120405	370017	one-way	230	3/4	10,5
1	3120505	374054	one-way	24	3/4	10,5
2	3120407	370021	two-way	230	3/4	10,5
2	3120507	LF3120507	two-way	24	3/4	10,5
3	D120083	370025	three-way	230	3/4	10,5
4	3120409	370018	one-way	230	3/4	13,5
4	2110633	370032	one-way	24	3/4	13,5
5	3120411	370022	two-way	230	3/4	13,5
5	3120514	373009	two-way	24	3/4	13,5
6	3120167	373028	three-way	230	3/4	13,5



Photo	LF Code	GEV Code	Model	Voltage (V)	Input (")	Output(s) (mm)
1	5062697	LF5062697	one-way	230	3/8	3/8
2	3120395	LF3120395	one-way	230	1/2	1/2
3	3120125	370009	one-way	230	3/4	3/4

SOLENOID VALVES

PLASTIC ANGLED SOLENOID VALVES



1



2



3



4



5



6

Photo	LF Code	GEV Code	Model	Voltage (V)	Input (")	Output(s) (mm)
1	3120404	370015	one-way	230	3/4	10,5
1	3120504	370733	one-way	24	3/4	10,5
2	3120406	370019	two-way	230	3/4	10,5
2	3120506	370712	two-way	24	3/4	10,5
3	3120413	370023	three-way	230	3/4	10,5
4	3120408	370016	one-way	230	3/4	13,5
4	5111022	370031	one-way	24	3/4	13,5
5	3120410	370020	two-way	230	3/4	13,5
5	3120513	370754	two-way	24	3/4	13,5
6	D120087	370024	three-way	230	3/4	13,5

BRASS NORMALLY OPEN SOLENOID VALVES



1



2



3

Photo	LF Code	GEV Code	Model	Voltage (V)	Input (")	Output(s) (mm)
1	3120452	LF3120452	one-way	230	3/8	3/8
1	3120453	LF3120453	one-way	24	3/8	3/8
2	3120454	LF3120454	one-way	230	1/2	1/2
2	3120455	LF3120455	one-way	24	1/2	1/2
3	3120456	LF3120456	one-way	230	3/4	3/4
3	3120457	LF3120457	one-way	24	3/4	3/4

SOLENOID VALVES

BRASS NORMALLY CLOSED SOLENOID VALVES



1



2



3



4



5



6

Photo	LF Code	GEV Code	Model	Voltage (V)	Input (")	Output(s) (mm)
1	1120012	370232	one-way	230	1/8	1/8
1	1120272	LF1120272	one-way	24	1/8	1/8
2	1120803	LF1120803	one-way	230	1/4	1/4
2	1120215	LF1120215	one-way	24	1/4	1/4
3	3120369	LF3120369	one-way	230	3/8	3/8
3	3120370	LF3120370	one-way	24	3/8	3/8
4	1120158	LF1120158	one-way	230	1/2	1/2
4	3120367	LF3120367	one-way	24	1/2	1/2
5	3120470	LF3120470	one-way	230	3/4	3/4
5	3120496	LF3120496	one-way	24	3/4	3/4
6	3120112	370085	one-way	230	1	1
6	3120559	370330	one-way	24	1	1

BRASS SOLENOID VALVES SPARE PARTS



1



2

Photo	LF Code	GEV Code	Description	Voltage (V)
1	3120034	371090	plug	-
2	3120374	LF3120374	solenoid	24 - AC
2	1120112	LF1120112	solenoid	24 - DC
2	1120344	LF1120344	solenoid	110
2	1120820	371150	solenoid	230

VALVES

BALL VALVES



Photo	LF Code	GEV Code	Type	Fittings (")	Notes
1	3359748	LF3359748	FF	3/8	lever
1	3359749	LF3359749	FF	1/2	lever
1	3359750	LF3359750	FF	3/4	lever
1	3359772	LF3359772	FF	1	lever
2	3359776	LF3359776	MF	3/8	lever
2	3359777	520283	MF	1/2	lever
2	3359778	LF3359778	MF	3/4	lever
2	3626693	LF3626693	MF	1	lever
3	3359773	LF3359773	MM	3/8	lever
3	3359774	LF3359774	MM	1/2	lever
3	3359775	LF3359775	MM	3/4	lever
3	7110731	LF7110731	MM	1	lever

Photo	LF Code	GEV Code	Type	Fittings (")	Notes
4	3356169	540931	FF	3/8	butterfly
4	5113301	542182	FF	1/2	butterfly
4	3526632	520326	FF	3/4	butterfly
4	5013138	540775	FF	1	butterfly
5	3526702	520295	FF	3/8	short lever
5	3526703	520296	FF	1/2	short lever
6	3526704	520723	MF	3/8	short lever
6	3526172	514334	MF	1/2	short lever
7	3359748	LF3359748	FF	3/8	stainless steel
7	3359749	LF3359749	FF	1/2	stainless steel
7	3359750	LF3359750	FF	3/4	stainless steel
7	3359772	LF3359772	FF	1	stainless steel

OTHER VALVES




Photo	LF Code	GEV Code	Description	Fittings (")	Notes
1	D358001	LFD358001	self-piercing faucet	3/4	10 to 16 mm pipes
2	7139500	LF7139500	float valve Compact 95L	3/4	suitable to Bongard

NON-RETURN VALVES & FILTER VALVES



1



2

Photo	LF Code	GEV Code	Type	Fittings (")
1	3349281	LF3349281	FF	3/8
1	1523411	LF1523411	FF	1/2
1	3349283	520274	FF	3/4

Photo	LF Code	GEV Code	Type	Fittings (")
2	3160463	LF3160463	FF	3/8
2	3160462	520261	FF	1/2
2	3160007	520262	FF	3/4

PRESSURE REDUCERS



1



2

Photo	LF Code	GEV Code	Type	Fittings (")	Pressure range (bar)	Notes
1	1350002	520967	FF	1/2	1 to 6	-
2	5113158	520966	FF	1/2	1 to 6	pressure-gauge included

HOSES

FLEXIBLE WATER SUPPLY HOSES



1

2

Photo	LF Code	GEV Code	Fittings (")	Hoses external ø (mm)	Length (mm)	Notes
1	1449724	520567	3/8	8	1000	up to 20 bars
1	7150388	LF7150388	1/2	8	1000	up to 20 bars
1	3449030	LF3449030	1/2	12	1500	up to 20 bars
1	3449337	LF3449337	1/2	12	2000	up to 20 bars
1	3449036	LF3449036	1/2	12	1000	up to 20 bars
1	3449032	LF3449032	3/4	12	1500	up to 20 bars
1	3449033	LF3449033	3/4	12	2000	up to 20 bars
2	3449209	LF3449209	1/2	12	1000	up to 20 bars
2	3449210	LF3449210	1/2	12	1500	up to 20 bars
2	3449211	LF3449211	1/2	12	2000	up to 20 bars
2	3449037	LF3449037	3/4	12	1000	up to 20 bars
2	3449034	521292	3/4	12	1500	up to 20 bars
2	3449035	LF3449035	3/4	12	2000	up to 20 bars

WATER SUPPLY HOSES



1

2

3

4

Photo	LF Code	GEV Code	Fittings (")	Hoses ø (mm)	Length (mm)	Fitting type	Notes
1	3449059	520888	3/4	ext. ø 20, int. ø 13	1500	metal	up to 90°C - up to 15 bars
1	3449004	LF3449004	3/4	ext. ø 20, int. ø 13	2000	metal	up to 90°C - up to 15 bars
1	3449005	LF3449005	3/4	ext. ø 20, int. ø 13	2500	metal	up to 90°C - up to 15 bars
2	3449055	LF3449055	3/4	ext. ø 20, int. ø 13	1500	metal	up to 90°C - up to 15 bars
2	3449056	LF3449056	3/4	ext. ø 20, int. ø 13	2000	metal	up to 90°C - up to 15 bars
2	3449057	LF3449057	3/4	ext. ø 20, int. ø 13	2500	metal	up to 90°C - up to 15 bars
3	3449322	LF3449322	3/4	ext. ø 20, int. ø 13	1500	plastic	up to 25°C - up to 15 bars
3	3449323	LF3449323	3/4	ext. ø 20, int. ø 13	2500	plastic	up to 25°C - up to 15 bars
4	3449318	LF3449318	3/4	ext. ø 20, int. ø 13	1500	plastic	up to 25°C - up to 15 bars
4	3449319	LF3449319	3/4	ext. ø 20, int. ø 13	2000	plastic	up to 25°C - up to 15 bars
4	3449320	LF3449320	3/4	ext. ø 20, int. ø 13	2500	plastic	up to 25°C - up to 15 bars
4	3449321	LF3449321	3/4	ext. ø 20, int. ø 13	3000	plastic	up to 25°C - up to 15 bars

CAOUTCHOUC HOSES



1



2

Photo	LF Code	GEV Code	Hoses \varnothing (mm)	Length (m)	Temperature range
1	3349485	LF3349485	ext. \varnothing 28, int. \varnothing 36	sold by meter	from -40 to +100 °C
1	3349486	LF3349486	ext. \varnothing 35, int. \varnothing 44	sold by meter	from -40 to +100 °C
1	3450151	530444	ext. \varnothing 38, int. \varnothing 46	sold by meter	from -40 to +100 °C
1	3349487	506412	ext. \varnothing 50, int. \varnothing 60	sold by meter	from -40 to +100 °C
1	3349488	LF3349488	ext. \varnothing 60, int. \varnothing 70	sold by meter	from -40 to +100 °C
1	3349489	LF3349489	ext. \varnothing 70, int. \varnothing 80	sold by meter	from -40 to +100 °C
2	3450621	530561	ext. \varnothing 10, int. \varnothing 16	5	from -30 to +110 °C
2	3450651	570561	ext. \varnothing 10, int. \varnothing 16	40	from -30 to +110 °C
2	3450297	LF3450297	ext. \varnothing 11, int. \varnothing 19	5	from -30 to +110 °C
2	3450197	LF3450197	ext. \varnothing 11, int. \varnothing 19	40	from -30 to +110 °C
2	3450109	520017	ext. \varnothing 13, int. \varnothing 20	5	from -40 to +100 °C
2	3450209	520016	ext. \varnothing 13, int. \varnothing 20	40	from -40 to +100 °C

PVC HOSES



1

Photo	LF Code	GEV Code	Hoses \varnothing (mm)	Length (m)	Temperature range
1	3090759	520026	ext. \varnothing 6, int. \varnothing 4	10	from -15 to +60 °C
1	3090259	570026	ext. \varnothing 6, int. \varnothing 4	100	from -15 to +60 °C
1	3450114	520027	ext. \varnothing 7, int. \varnothing 4	10	from -15 to +60 °C
1	3450214	570027	ext. \varnothing 7, int. \varnothing 4	100	from -15 to +60 °C
1	3090734	520545	ext. \varnothing 8, int. \varnothing 5	10	from -15 to +60 °C
1	3090234	LF3090234	ext. \varnothing 8, int. \varnothing 5	100	from -15 to +60 °C
1	3450115	LF3450115	ext. \varnothing 9, int. \varnothing 6	10	from -15 to +60 °C
1	3450215	570029	ext. \varnothing 9, int. \varnothing 6	100	from -15 to +60 °C
1	3450116	LF3450116	ext. \varnothing 12, int. \varnothing 8	10	from -15 to +60 °C
1	3450216	AS122088	ext. \varnothing 12, int. \varnothing 8	100	from -15 to +60 °C
1	3449187	LF3449187	ext. \varnothing 8, int. \varnothing 6	sold by meter	from -15 to +60 °C
1	3449283	LF3449283	ext. \varnothing 12, int. \varnothing 8	sold by meter	from -15 to +60 °C
1	3449302	LF3449302	ext. \varnothing 19, int. \varnothing 13	sold by meter	from -15 to +60 °C
1	3449303	LF3449303	ext. \varnothing 22, int. \varnothing 16	sold by meter	from -15 to +60 °C

HOSES

OTHER HOSES



Photo	LF Code	GEV Code	Material	Hoses ϕ (mm)	Length (m)	Temperature range
1	3450213	LF3450213	reinforced PVC	ext. ϕ 12, int. ϕ 6	50	from -5 to 60°C
1	3450212	LF3450212	reinforced PVC	ext. ϕ 10, int. ϕ 4	50	from -5 to 60°C
1	3450112	LF3450112	reinforced PVC	ext. ϕ 10, int. ϕ 4	5	from -5 to 60°C
1	3450113	LF3450113	reinforced PVC	ext. ϕ 12, int. ϕ 6	5	from -5 to 60°C
1	3449302	LF3449302	reinforced PVC	ext. ϕ 19, int. ϕ 13	sold by meter	from -5 to 60°C
2	1449681	520242	silicone	ext. ϕ 7, int. ϕ 4	5	from -60 to 220°C
2	1449682	LF1449682	silicone	ext. ϕ 8, int. ϕ 5	10	from -60 to 220°C
2	3449305	LF3449305	silicone	ext. ϕ 16, int. ϕ 10	sold by meter	from -60 to 220°C
3	1449510	LF1449510	reinforced silicone	ext. ϕ 8,2, int. ϕ 4,2	5	from -40 to 160°C
3	5099079	LF5099079	reinforced silicone	ext. ϕ 8,9, int. ϕ 5	sold by meter	from -40 to 160°C

HOSE-END FITTINGS



1

Photo	LF Code	GEV Code	Fitting (")	Hose ϕ (mm)	Photo	LF Code	GEV Code	Fitting (")	Hose ϕ (mm)
1	3349287	LF3349287	1/8	ϕ 4	1	3349346	520201	1/4	ϕ 12
1	1349141	520248	1/8	ϕ 6	1	3350008	103229	1/2	ϕ 10
1	1349198	LF1349198	1/8	ϕ 8	1	1349144	LF1349144	1/2	ϕ 12
1	3349378	LF3349378	1/4	ϕ 6	1	3315025	542142	1/2	ϕ 13
1	3349290	LF3349290	1/4	ϕ 8	1	3349350	520205	1/2	ϕ 17

DRAIN HOSES




Photo	LF Code	GEV Code	Length (m)	ø 1 (mm)	ø 2 (mm)	Temperature range
1	3450028	530608	1500	ø 29	ø 28	from -15 to +90°C
1	3450029	530607	2000	ø 29	ø 28	from -15 to +90°C
1	3450031	530573	1500	ø 38	ø 40	from -15 to +90°C
1	3450032	530574	2000	ø 38	ø 40	from -15 to +90°C
2	3450026	530571	1500	ø 29	ø 28	from -15 to +90°C
2	3450030	530572	2000	ø 29	ø 28	from -15 to +90°C
2	3450120	519272	1500	ø 38	ø 40	from -15 to +90°C
3	3450033	LF3450033	3000	ø 33	ø 40	from -15 to +90°C
4	D450025	530819	2500	ø 24	ø 21	from -15 to +90°C

DRAIN HOSES WITH FITTINGS




Photo	LF Code	GEV Code	Length (m)	ø 1 (mm)	ø 2 (mm)	Temperature range
1	3449354	515082	750	1"1/2	35	from -15 to +90°C
1	3449353	515081	400	1"1/2	35	from -15 to +90°C
2	3449370	515154	250	DN50	DN40/50	from -15 to +100°C
2	3449386	515155	500	DN50	DN40/50	from -15 to +100°C
2	3449387	515156	750	DN50	DN40/50	from -15 to +100°C
2	3449388	515157	1000	DN50	DN40/50	from -15 to +100°C

ADJUSTABLE DRAIN HOSES & FITTINGS



Photo	LF Code	GEV Code	Length (m)	ø 1 (mm)	ø 2 (mm)	Temperature range
1	3450192	LF3450192	sold by meter	ø 25	ø 32	from -15 to +60°C
2	3349496	LF3349496	-	ø 25	ø 32	from -15 to +60°C
3	3349497	LF3349497	-	ø 25	ø 1"1/4	from -15 to +60°C
1	3449282	LF3449282	sold by meter	ø 32	ø 40	from -15 to +60°C
2	3349498	LF3349498	-	ø 32	ø 40	from -15 to +60°C
3	3349499	LF3349499	-	ø 32	ø 1"1/2	from -15 to +60°C

HOSES

DRAIN HOSES RUBBER SLEEVES



1



2




3



4

Photo	LF Code	GEV Code	ø 1 (mm)	ø 2 (mm)	Color
1	3449355	LF3449355	ø 50	ø 26/32	black
2	3449356	LF3449356	ø 50	ø 32/40	black
3	7117780	515083	ø 50	ø 36/40	black
4	7117213	LF7117213	ø 60	ø 46/55	black

HIGH TEMPERATURE DRAIN KITS



1

Photo	LF Code	GEV Code	Kit name	Description	Temperature range
1	7119527	LF7119527	ø 40 mm	included : 1 flexible angled hose 3/4"FF length 2500 mm, 4 interlocking pipe ø 40x500 mm, 3 elbows 45° with gaskets, 1 sliding sleeve ø 40 mm FF, 1 "T" fittings ø 40 mm, 1 gasket ext. ø 50 mm - int. ø 36-40 mm, 5 elbows 90° MF ø 40 mm	up to 100°C
1	7115242	515166	ø 50 mm	included : 1 flexible angled hose 3/4"FF length 2500 mm, 4 interlocking pipe ø 50x500 mm, 3 elbows 45° with gaskets, 1 sliding sleeve ø 50 mm FF, 1 "T" fittings ø 50 mm, 1 gasket ext. ø 60 mm - int. ø 46-55 mm, 5 elbows 90° MF ø 50 m	up to 100°C

DOSING PUMPS & WATER FLOW METERS

DOSING PUMPS & ACCESSORIES



Photo	LF Code	GEV Code	Description	Voltage / Power	Flow rate (l/h)	Appliance	Notes
1	3090262	362048	PR-4 peristaltic dosing pump	230 V / 3 W	0,6 à 4	washing	installation kit included
1	3090263	LF3090263	PR-1 peristaltic dosing pump	230 V / 5 W	0,15 à 1	rinsing	installation kit included
2	3090351	361815	PR-4 spare dosing pipe	-	-	washing	Santoprene
2	3090350	361135	PR-1 spare dosing pipe	-	-	rinsing	Sekobrill
3	3090352	361141	dosing filter	-	-	-	ceramic weight
4	3090354	361270	dosing injector fitting	-	-	-	M12 drilling
5	3090125	LF3090125	dosing pump installation kit	-	-	-	-

DIEHL WATER FLOW METERS

NEW



Photo	LF Code	GEV Code	Description	Model	Fittings (")	Maximum flow rate (m3/h)	Notes
1	7155661	LF7155661	cold water submeter	Aquarius	3/4	2,5	up to +50°C, center distance 110 mm
2	7155662	LF7155662	hot water submeter	Aquarius	3/4	2,5	up to +90°C, center distance 110 mm
3	7155663	LF7155663	cold water volumetric meter	Altair	3/4	2,5	up to +50°C, center distance 110 mm
4	7155664	LF7155664	hot water volumetric meter	Altair	3/4	2,5	up to +90°C, center distance 110 mm
5	7155668	LF7155668	cold water submeter	Aries	1	4	up to +50°C, center distance 110 mm
6	7155665	LF7155665	cold water submeter	Auriga	1"1/4	6,3	up to +50°C, center distance 260 mm

DIEHL WATER FLOW METER ACCESSORIES

NEW




Photo	LF Code	GEV Code	Description	Model	Notes	Suitable to
1	7155666	LF7155666	pulse emitter	Izar pulse i	1 l/pulse, 3 wires, wire length 1500 mm	Aquarius, Altair, Aries, Auriga water meters
1	7155667	LF7155667	pulse emitter	Izar pulse i	0,1 l/pulse, dry contact	Aquarius, Altair, Aries, Auriga water meters
2	7155657	LF7155657	totalizer	Izar dosing	5 digits display, manual reset, 1% accuracy	Aquarius, Altair, Aries, Auriga water meters

WATER FILTRATION

PRE FILTRATION SPARE PARTS



1



2



3



4



5



6

Photo	LF Code	GEV Code	Description	Model	Dimensions	Notes
1	3160441	LF3160441	filter cartridge container	FP2/FP3	5" - ø 122 x h189 mm	fittings 3/4"F
1	3160439	LF3160439	filter cartridge container	FP2/FP3	5" - ø 122 x h189 mm	fittings 1/2"F
1	3160444	LF3160444	filter cartridge container	FP2/FP3	9"3/4 - ø 122 x h311 mm	fittings 1"F
1	3160442	LF3160442	filter cartridge container	FP2/FP3	9"3/4 - ø 122 x h311 mm	fittings 3/4"F
1	3160440	LF3160440	filter cartridge container	FP2/FP3	9"3/4 - ø 122 x h311 mm	fittings 1/2"F
1	3160445	LF3160445	filter cartridge container	FP2/FP3	20" - ø 122 x h571 mm	fittings 1"F
1	3160443	LF3160443	filter cartridge container	FP2/FP3	20" - ø 122 x h571 mm	fittings 3/4"F
2	3160541	LF3160541	diffuser hose	FP2/FP3	5"	-
2	3160542	LF3160542	diffuser hose	FP2/FP3	9"3/4	-
3	3160446	LF3160446	washable filter cartridge 80 µ	RLA	5" - ø 65 x h127 mm	yield 80 %
3	3160447	LF3160447	washable filter cartridge 80 µ	RLA	9"3/4 - ø 65 x h127 mm	yield 80 %
3	3160448	LF3160448	washable filter cartridge 80 µ	RLA	20" - ø 65 x h508 mm	yield 80 %
4	3160452	LF3160452	wire filter cartridge 20 µ	FA	5" - ø 61 x h127 mm	yield 80 %
4	3160453	530189	wire filter cartridge 20 µ	FA	9"3/4 - ø 61 x h247 mm	yield 80 %
4	3160450	LF3160450	wire filter cartridge 5 µ	FA	9"3/4 - ø 61 x h247 mm	yield 80 %
4	3160454	LF3160454	wire filter cartridge 20 µ	FA	20" - ø 61 x h508 mm	yield 80 %
4	3160451	LF3160451	wire filter cartridge 5 µ	FA	20" - ø 61 x h508 mm	yield 80 %
5	3160458	LF3160458	carbon block filter cartridge 10 µ	CTO-E	9"3/4 - ø 72 x h247 mm	yield 95 %
5	3160459	LF3160459	carbon block filter cartridge 10 µ	CTO-E	20" - ø 72 x h508 mm	yield 95 %
6	3160455	LF3160455	activated carbon block filter cartridge 20 µ	CA-POST20	5" - ø 72 x h127 mm	yield 75 %
6	3160456	LF3160456	activated carbon block filter cartridge 20 µ	CA-POST20	9"3/4 - ø 72 x h247 mm	yield 75 %
6	3160457	LF3160457	activated carbon block filter cartridge 20 µ	CA-POST20	20" - ø 72 x h508 mm	yield 75 %
-	3160460	LF3160460	filter wrench	FP2/FP3	-	-
-	3160461	LF3160461	filter bracket	FP3	-	-

BRITA FILTRATION SYSTEMS - PURITY SERIES



Photo	LF Code	GEV Code	Description	Model	Capacity (l)	Dimensions (mm)	Flow rate (l/h)	Appliance
1	5107931	530858	filtration system + cartridge	Steam 450	3680	ø 249 x 408	100	oven
1	3010218	530860	filtration system + cartridge	Steam 600	5771	ø 249 x 520	100	oven
1	5143990	LF5143990	filtration system + cartridge	Steam 1200	10800	ø 288 x 550	100	oven
2	5143991	LF5143991	filtration system with display + cartridge	Steam 450	3680	ø 249 x 408	100	oven
2	5134986	530859	filtration system with display + cartridge	Steam 600	5771	ø 249 x 520	100	oven
2	3010219	530861	filtration system with display + cartridge	Steam 1200	10800	ø 288 x 550	100	oven
3	7123745	LF7123745	filtration system with display + cartridge + installation kit	Steam 450	3680	ø 249 x 408	100	oven
3	7123746	LF7123746	filtration system with display + cartridge + installation kit	Steam 600	5771	ø 249 x 520	100	oven
3	7126640	LF7126640	filtration system with display + cartridge + installation kit	Steam 1200	10800	ø 288 x 550	100	oven
4	7112061	530867	spare cartridge	Steam 450	3680	ø 249 x 408	100	oven
4	3010257	530868	spare cartridge	Steam 600	5771	ø 249 x 520	100	oven
4	3010258	530869	spare cartridge	Steam 1200	10800	ø 288 x 550	100	oven

WATER FILTRATION

BRITA FILTRATION SYSTEMS - PURITY C SERIES CARTRIDGES



1



2



3



4



5



6

Photo	LF Code	GEV Code	Description	Model	Capacity (l)	Dimensions (mm)	Flow rate (l/h)	Appliance
1	7151291	LF7151291	cartridge + filter head	Steam 500	4675	ø 165 x h610	300	oven
1	7151292	LF7151292	cartridge + filter head	Steam 1100	7907	ø 190 x h610	300	oven
2	3010607	LF3010607	cartridge + filter head	Quell ST 500	6800	ø 165 x h610	120	dough fermenting
3	7122472	LF7122472	cartridge + filter head + installation kit	Steam 500	4675	ø 165 x h610	300	oven
3	7122473	LF7122473	cartridge + filter head + installation kit	Steam 1100	7907	ø 190 x h610	300	oven
4	7122470	LF7122470	cartridge + filter head + installation kit	Quell ST 500	6800	ø 165 x h610	120	dough fermenting
5	7151293	LF7151293	spare cartridge	Steam 500	4675	ø 165 x h610	300	oven
5	7151294	LF7151294	spare cartridge	Steam 1100	7907	ø 190 x h610	300	oven
6	3010617	530835	spare cartridge	Quell ST 500	6800	ø 165 x h610	120	dough fermenting
6	5104435	LF5104435	spare cartridge	Fresh 50	1200	ø 115 x h260	60	dough kneading

BRITA FILTRATION SYSTEMS - PURITY C SERIES ACCESSORIES

NEW



1



2



3



4

Photo	LF Code	GEV Code	Description	By-pass range	Fittings (")	Flow rate (l/h)	Appliance
1	7151295	LF7151295	Steam cartridge head	level 1 to 5	3/8 - MM	300	oven
2	3010622	530464	Quell ST cartridge head	rate 0 to 70%	3/8 - MM	120	dough fermenting
3	7120538	LF7120538	Fresh 50 cartridge head	rate 0%	3/8 - MM	60	dough kneading
4	5067647	530055	digital flowmeter	-	3/8 - MF	10 to 100	Purity C series
4	3010070	532759	digital flowmeter	-	3/8 - MF	100 to 700	Purity C series

BWT WATER + MORE FILTRATION SYSTEM CARTRIDGES



1



2



3



4

Photo	LF Code	GEV Code	Description	Model	Capacity (l)	Dimensions (mm)	Flow rate (l/h)	Appliance
1	2103995	LF2103995	cartridge	Bestprotect XL	6800	ø 147 x h492	60	oven
1	2103996	LF2103996	cartridge	Bestprotect 2XL	12000	ø 185 x h570	60	oven
2	5144001	531360	cartridge	Steamax XL	5155	ø 147 x h492	60	oven
3	5143996	LF5143996	cartridge	Bestcare S	12000	ø 88 x h350	200	dough kneading
4	5109669	530366	cartridge	Bestclear Extra 2XL	3560	ø 185 x h570	200	dough fermenting

BWT WATER + MORE FILTRATION SYSTEM ACCESSORIES

NEW



1



2



3



4



5



6



7

Photo	LF Code	GEV Code	Description	By-pass range	Fittings (")	Flow rate (l/h)	Appliance
1	3010700	530070	cartridge filter head "Besthead"	0 to 100%	3/8 - MM	up to 200	all BWT filtration systems
2	5109672	530549	cartridge filter head "Besthead" + installation kit	0 to 100%	3/8 - MM	up to 200	all BWT filtration systems
3	5145799	LF5145799	cartridge filter head "Besthead Flex"	0 to 100%	3/8 - MM	up to 400	all BWT filtration systems
4	7151371	LF7151371	cartridge filter head "Besthead Flex" + installation kit	0 to 100%	3/8 - MM	up to 400	all BWT filtration systems
5	3010701	530090	vacuum tap "Bestflush"	-	3/8 M	-	all BWT filtration systems
6	3010708	LF3010708	digital flowmeter	-	3/8 - MF	up to 200	all BWT filtration systems
6	7120663	LF7120663	digital flowmeter	-	3/8 - MF	up to 400	all BWT filtration systems
7	7150447	LF7150447	plastic nipple with gaskets	-	1/2 M - 3/8 F	-	all BWT filtration systems
7	7150449	LF7150449	plastic nipple with gaskets	-	3/8 M - 3/4 F	-	all BWT filtration systems
7	7150448	LF7150448	plastic nipple with gaskets	-	3/4 M - 3/8 F	-	all BWT filtration systems

WATER FILTRATION

REPA AUTOMATIC WATER SOFTENERS

NEW



1



2



3



4

Photo	LF Code	GEV Code	Model	Capacity (l)	Adjustment	Dimensions (mm)	Resin (l) / Salt (kg) / Regeneration salt (kg)	Maximum flow rate (l/h)
1	3010315	LF3010315	Minibar 4 S/AS	4	chronometric	180 x 350 x h460	3,5 / 6 / 0,6	400
1	3010316	LF3010316	Minibar V4 S/AS	4	volumetric	180 x 350 x h460	3,5 / 6 / 0,6	400
2	3010308	531337	Millennium 8 full optional	8	chronometric	245 x 530 x h455	5 / 13 / 0,75	500
2	3010296	531333	Millennium V8 full optional	8	volumetric	245 x 530 x h455	5 / 13 / 0,75	500
3	3010309	531338	Millennium 12 full optional	12	chronometric	245 x 530 x h555	9 / 25 / 1,3	1000
3	3010298	531335	Millennium V12 full optional	12	volumetric	245 x 530 x h555	9 / 25 / 1,3	1000
4	3010334	LF3010334	Domus 12 HW	12	hot water, volumetric	200 x 200 x h630 + ø 310 x h440	14 / 35 / -	1000
4	3010335	LF3010335	Domus 25 HW	25	hot water, volumetric	200 x 188 x h1040 + ø 310 x h900	22 / 75 / -	1800

DVA MANUAL WATER SOFTENERS



1



2

Photo	LF Code	GEV Code	Model	Capacity (l)	Fittings (")	Dimensions (mm)	Resin (l) / Regeneration salt (kg)
1	3010060	530199	standard	8	3/4	ø 185 x h400	5,8 / 1
1	3010061	530201	standard	12	3/4	ø 185 x h500	9 / 1,5
1	3010062	530202	standard	16	3/4	ø 185 x h600	12 / 2
1	3010063	530203	standard	20	3/4	ø 185 x h900	15 / 3
2	3010005	530167	with by-pass	8	3/8	ø 185 x h400	5,8 / 1
2	3010006	530168	with by-pass	12	3/8	ø 185 x h500	9 / 1,5
2	3010007	530169	with by-pass	16	3/8	ø 185 x h600	12 / 2
2	3010008	530170	with by-pass	20	3/8	ø 185 x h900	15 / 3

WATER SOFTENER CONSUMABLES



1



2



3



4



5

Photo	LF Code	GEV Code	Description	Packaging	Quantity
1	3010299	LF3010299	regeneration salt	tablets	10 kg
2	3010300	LF3010300	regeneration salt	tablets	25 kg
3	3010112	LF3010112	ion exchange resin	pellets	5 L
3	3010266	LF3010266	ion exchange resin	pellets	8 L
4	3010267	520136	ion exchange resin	pellets	25 L / 20,5 kg
4	5144060	530240	ion exchange resin	pellets	25 L / 20,5 kg
5	5110481	530273	ion exchange resin	pellets with bucket	6 L / 5 kg

WATER HARDNESS TESTS



1



2



3



4



5



6

Photo	LF Code	GEV Code	Description	Brand	Test quantity	Hardness unit	Hardness type
1	3394551	LF3394551	drops	Repa	≈ 50 tests	°fH	total hardness
2	3394553	LF3394553	spare drops	Repa	≈ 50 tests	°fH	total hardness
3	7110633	LF7110633	drops	Brita	≈ 50 tests	°GH	total hardness
4	3010621	800031	drops	Brita	≈ 50 tests	°KH	carbonate hardness
5	5109673	800034	drops	BWT	≈ 50 tests	°GH ; °KH	total hardness + carbonate hardness
6	7150450	LF7150450	drops	BWT	≈ 50 tests	°KH	carbonate hardness

PLUMBING GASKETS


PLUMBING GASKETS



1



2



3



4

Photo	LF Code	GEV Code	Material	ø (")	Dimensions (mm)	Appliance	Notes
1	3786343	LF3786343	caoutchouc	3/8	15 x 9 x 2	water	100 pcs
1	3786344	LF3786344	caoutchouc	1/2	18 x 12 x 2	water	100 pcs
1	3786345	LF3786345	caoutchouc	3/4	24 x 16 x 2	water	100 pcs
2	3786346	LF3786346	fiber glass	3/8	14 x 9 x 2	water	100 pcs
2	3786347	LF3786347	fiber glass	1/2	18 x 12 x 2	water	100 pcs
2	3786348	506241	fiber glass	3/4	24 x 16 x 2	water	100 pcs
3	3786349	LF3786349	asbestos-free fiber	3/8	14 x 9 x 2	gas / water	100 pcs
3	3786350	LF3786350	asbestos-free fiber	1/2	18 x 12 x 2	gas / water	100 pcs
3	3786351	LF3786351	asbestos-free fiber	3/4	24 x 16 x 2	gas / water	100 pcs
4	5137726	LF5137726	copper	3/8	15 x 9 x 2	steam	1 pcs
4	1186792	LF1186792	copper	1/2	16 x 12 x 2	steam	1 pcs
4	1786289	526461	copper	3/4	22 x 17 x 2	steam	1 pcs

O-RING SETS



1



2



3



4



5

Photo	LF Code	GEV Code	Material	Dimensions (mm)	Piece quantity	Notes
1	1786371	403581	silicone	ø from 3 to 44	386	30 standards sizes
2	3186308	403580	EPDM	ø from 3 to 44	404	30 standards sizes
3	3186501	LF3186501	EPDM	ø from 9,5 to 27	425	15 most common sizes
4	3186502	LF3186502	EPDM	ø from 8,7 to 30,2	880	19 most common sizes
5	3786354	LF3786354	EPDM	ø from 7,3 to 45,5	510	18 most common sizes

MANUAL GAS VALVES




Photo	LF Code	GEV Code	Fitting dimensions	Notes
1	3526601	520286	ø 1/2" FF	heavy series with full bore PN 40, DIN - DVGW approved, aluminum lever
2	3526273	LF3526273	ø 1/2" MF	heavy series with full bore PN 40, DIN - DVGW approved, aluminum lever
3	3526602	520287	ø 3/4" FF	heavy series with full bore PN 40, DIN - DVGW approved, aluminum lever

TECNOCONTROL SOLENOID GAS VALVES



Photo	LF Code	GEV Code	Type	Fitting dimensions	Tension (V)	Gas pressure / gas flow rate	Notes
1	5080939	LF5080939	manual reset	ø 1/2" FF	230	550 mbar	normally closed
1	7117365	LF7117365	manual reset	ø 3/4" FF	230	550 mbar	normally closed
1	7117366	104539	manual reset	ø 1" FF	230	550 mbar	normally closed
2	3526035	102941	manual reset	ø 1/2" FF	230	6 m3/h	normally open
2	3526036	102942	manual reset	ø 3/4" FF	230	6 m3/h	normally open
2	3526037	102943	manual reset	ø 1" FF	230	15 m3/h	normally open



Photo	LF Code	GEV Code	Type	Fitting dimensions	Voltage (V)	Gas pressure / gas flow rate	Notes
1	7154843	LF7154843	manual reset	ø 1/2" MM	230	600 mbar	normally closed
1	7154844	LF7154844	manual reset	ø 3/4" FF	230	600 mbar	normally closed
1	7154845	LF7154845	manual reset	ø 1" FF	230	600 mbar	normally closed
1	7120639	LF7120639	manual reset	ø 1 1/4" FF	230	600 mbar	normally closed
2	7122595	LF7122595	spare solenoid	-	230	-	with plug
3	3120536	LF3120536	plug	-	-	-	-
4	3120383	LF3120383	micro-cut protection box	-	220	-	0,3 to 1 second

GAS HOSES

GAS HOSES - NF D36-123




Photo	LF Code	GEV Code	Length (mm)	Fitting dimensions	Nominal ø	Notes
1	5129792	250017	500	ø 1/2" FF	15	-
1	5129793	250018	750	ø 1/2" FF	15	-
1	5112731	250019	1000	ø 1/2" FF	15	-
1	5129914	250020	1250	ø 1/2" FF	15	-
1	5129855	250021	1500	ø 1/2" FF	15	-
1	5129857	250022	2000	ø 1/2" FF	15	-
2	5129853	250023	1000	ø 1/2" FF	15	bottle fitting kit included
2	5129856	250024	1500	ø 1/2" FF	15	bottle fitting kit included
3	5129860	250025	1000	ø 3/4" MM	20	-
3	5129858	250026	1500	ø 3/4" MM	20	-
3	5129866	250027	2000	ø 3/4" MM	20	-
4	7117302	LF7117302	1500	ø 1" MM	20	swivel fitting included
4	7117303	LF7117303	2000	ø 1" MM	20	swivel fitting included

GAS HOSES - CE EN 14800

NEW




Photo	LF Code	GEV Code	Length (mm)	Fitting dimensions	Nominal ø	Notes
1	3449570	LF3449570	500	ø 1/2" MF	12	2,2 m3/h
1	3449571	LF3449571	750	ø 1/2" MF	12	2,2 m3/h
1	3449572	LF3449572	1000	ø 1/2" MF	12	2,2 m3/h
1	3449573	LF3449573	1250	ø 1/2" MF	12	2,2 m3/h
1	3449574	LF3449574	1500	ø 1/2" MF	12	2,2 m3/h
1	5122750	250068	1750	ø 1/2" MF	12	2,2 m3/h
1	3449575	LF3449575	2000	ø 1/2" MF	12	2,2 m3/h
2	3449580	LF3449580	500	ø 1/2" FF	12	2,2 m3/h
2	3449581	LF3449581	750	ø 1/2" FF	12	2,2 m3/h
2	3449582	LF3449582	1000	ø 1/2" FF	12	2,2 m3/h
2	3449583	LF3449583	1250	ø 1/2" FF	12	2,2 m3/h
2	3449584	LF3449584	1500	ø 1/2" FF	12	2,2 m3/h
2	5127055	250062	1750	ø 1/2" FF	12	2,2 m3/h
3	3449563	520839	1000	ø 1/2" F	12	with safety quick coupling
3	3449564	520855	1250	ø 1/2" F	12	with safety quick coupling
3	5113156	520899	2000	ø 1/2" F	12	with safety quick coupling

EXTENDED GAS HOSES - UNI-CIG 9891

NEW



1

2

Photo	LF Code	GEV Code	Length (mm)	Fitting dimensions
1	3449534	250028	250 to 500	ø 1/2" FF
1	3449507	250029	500 to 1000	ø 1/2" FF
1	3449509	250030	1000 to 2000	ø 1/2" FF
1	3449533	250031	250 to 500	ø 1/2" MF
1	3449510	250032	500 to 1000	ø 1/2" MF
1	3449512	250033	1000 to 2000	ø 1/2" MF
2	3449532	250034	250 to 500	ø 3/4" FF
2	3449546	250037	500 to 1000	ø 3/4" FF
2	3449547	520458	1000 to 2000	ø 3/4" FF
2	3449531	250035	250 to 500	ø 3/4" MF
2	3449548	250038	500 to 1000	ø 3/4" MF
2	3449549	250039	1000 to 2000	ø 3/4" MF

GAS REGULATORS

LOW PRESSURE REGULATORS

NEW



1



2



3



4



5



6

Photo	LF Code	GEV Code	Model	Input fitting	Output fitting	Capacity (kg/h)	Outlet gas pressure
1	3350001	250091	BP1903VT	ø 1/4" F	ø 3/8" F	4	30 mbar
2	3350002	250124	BP2205	ø 1/4" F	ø 1/2" F	7	25 to 45 mbar
3	3350003	250093	BP2205	ø 1/4" F	ø 1/2" F	10	25 to 45 mbar
4	3350004	250094	BP2303	ø 1/2" F	ø 3/4" F	20	25 to 45 mbar
5	3350005	250095	BP2403	ø 3/4" F	ø 1" F	40 / 50	25 to 45 mbar
6	3350007	103228	hose-end fitting	ø 3/8" M	-	-	-
6	3350008	103229	hose-end fitting	ø 1/2" M	-	-	-

LOW PRESSURE REGULATORS

NEW



1



2



3



4



5

Photo	LF Code	GEV Code	Model	Fitting dimensions	Capacity (kg/h)	Outlet gas pressure	Notes
1	7151859	LF7151859	NF Butane SB1	M20x1,5 mm	1,3	28 mbar	inlet pressure 0,1 to 0,6 bars
1	3350060	LF3350060	NF Butane SB2	M20x1,5 mm	2,6	28 mbar	inlet pressure 0,1 to 0,6 bars
2	7151856	LF7151856	NF Propane SP1	M20x1,5 mm	1,3	37 mbar	inlet pressure 0,5 to 1,95 bars
2	3350058	250009	NF Propane SP4	M20x1,5 mm	4	37 mbar	inlet pressure 0,5 to 1,95 bars
2	3350059	LF3350059	NF Propane SP8	M20x1,5 mm	8	37 mbar	inlet pressure 0,5 to 1,95 bars
3	2103204	LF2103204	NF Propane SP8	ø 10 x 12 mm	8	37 mbar	inlet pressure 0,5 to 1,95 bars
4	3349278	LF3349278	gas pipe fitting set	M20x1,5 mm - ø 10 x 12 mm	-	-	2 pcs
5	3350063	LF3350063	NF Propane regulator kit	M20x1,5 mm	4	37 mbar	fittings, valve, regulator, hoses, indicator included

OTHER PRESSURE REGULATORS



1



2



3

Photo	LF Code	GEV Code	Model	Input fitting	Output fitting	Capacity (kg/h)	Outlet gas pressure
1	3350062	LF3350062	Propane bottle regulator	ø 1/2" F	M20x1,5 mm	3	37 mbar
2	3350064	LF3350064	bottle regulator	hose-end fitting ø 10 mm	ø 1/2" F	4	50 to 2000 mbar
3	3350014	250096	APZ120R high pressure regulator	ø 1/4" F	ø 1/4" F	12 to 18	1 to 3 bars

GAS FITTINGS



Photo	LF Code	GEV Code	Description	Fitting dimensions	Notes
1	3348180	LF3348180	straight coupling set	ø 1/2" - ø 16 x 18 mm	2 pcs
2	3348177	LF3348177	straight coupling set	ø 3/4" - ø 20 x 22 mm	2 pcs
3	7126654	LF7126654	cast iron union	ø 3/4" FF	-
4	5112735	250097	angled fitting kit	ø 1/2" - M20x1,5	for gas bottle
5	7122346	LF7122346	angled fitting	ø 1/2" MF	gasket included
6	3348176	LF3348176	gas bottle coupling "T"	M20x1,5	-

GAS FITTINGS & ACCESSORIES




Photo	LF Code	GEV Code	Description	Fitting dimensions	Notes
1	3449238	104663	Pushgaz gas connector	ø 3/4" FF	double shutter, NF D36-124
1	3449239	LF3449239	Pushgaz gas connector	ø 1" FF	double shutter, NF D36-124
2	7117143	250122	swivel fitting	ø 3/4"	-
2	7117144	250123	swivel fitting	ø 1" F	-
3	3449241	LF3449241	safety rope	-	maximum length 1800 mm
4	3388006	LF3388006	plastic key	-	for M20x1,5 mm couplings

GRIDS PLATES TRAYS

STAINLESS STEEL GRIDS




Photo	LF Code	GEV Code	GN	Dimensions (mm)	Shape thickness	Wires : number x thickness	Cross-pieces : number x thickness
1	3185253	LF3185253	GN 1/1	530 x 325	5 mm	20 x 2 mm	2 x 5 mm
2	7103563	LF7103563	GN 2/1	530 x 650	6 mm	32 x 2 mm	3 x 6 mm
3	3185254	LF3185254	-	600 x 400	5 mm	29 x 2 mm	3 x 5 mm
4	3185266	971236	-	800 x 600	7,8 mm	25 x 3,8 mm	3 x 7,8 mm

COOKING PLATES




Photo	LF Code	GEV Code	GN	Length (mm)	Width (mm)	Type	Material
1	3185192	694551	GN 1/1	530	320	perforated	blue steel
2	3185193	694550	GN 1/1	530	320	full	blue steel
3	5034178	693870	-	435	320	full	aluminium
4	5061701	693869	-	365	325	full	aluminium

FOOD-SAFE DOUGH BALL TRAYS



Photo	LF Code	GEV Code	Description	Color	Dimensions (mm)	Notes
1	3480003	LF3480003	lid	white	600 x 400 x h20	polyethylene, from -40 to +80°C, washable +120°C
2	3480006	LF3480006	tray	white	600 x 400 x h70	polyethylene, from -40 to +80°C, washable +120°C
2	3480002	LF3480002	tray	white	600 x 400 x h100	polyethylene, from -40 to +80°C, washable +120°C
2	3480007	LF3480007	tray	white	600 x 400 x h130	polyethylene, from -40 to +80°C, washable +120°C
3	3480011	LF3480011	lid	blue	600 x 400 x h20	polyethylene, from -40 to +80°C, washable +120°C
4	3480008	LF3480008	tray	blue	600 x 400 x h70	polyethylene, from -40 to +80°C, washable +120°C
4	3480009	LF3480009	tray	blue	600 x 400 x h100	polyethylene, from -40 to +80°C, washable +120°C
4	3480010	LF3480010	tray	blue	600 x 400 x h130	polyethylene, from -40 to +80°C, washable +120°C
5	3480012	LF3480012	trolley for trays	grey	600 x 400	-

SHOVELS & BROOMS

BAKING SHOVELS



Photo	LF Code	GEV Code	Shape	Shovel dimensions (mm)	Handle length (mm)	Shovel material	Handle material
1	3300035	LF3300035	round	ø 180	1700	stainless steel	stainless steel
1	3300020	LF3300020	round	ø 200	1700	stainless steel	stainless steel
2	3300021	LF3300021	round perforated	ø 200	1700	stainless steel	stainless steel
2	3300037	LF3300037	round perforated	ø 260	1700	stainless steel	stainless steel
3	3300027	LF3300027	oval perforated	ø 330	1700	aluminium	aluminium
3	3300028	LF3300028	oval perforated	ø 360	1700	aluminium	aluminium
4	3300038	LF3300038	rectangular	350 x 330	700	aluminium	aluminium
5	3300024	LF3300024	rectangular	240 x 220	1350	aluminium	aluminium
5	3300039	LF3300039	rectangular	350 x 330	1500	aluminium	aluminium
6	3033002	LF3033002	rectangular perforated	360 x 360	1500	aluminium GHA® (antibacterial)	aluminium

BRUSHES



Photo	LF Code	GEV Code	Description	Hair material	Brush dimensions (mm)	Handle length (mm)
1	3384010	LF3384010	brush	natural fibers	220 x 70	-
2	3384003	LF3384003	brush	brass	170 x 55	-
3	3348130	LF3348130	brush	brass	250 x 10	scraper included
4	3384006	LF3384006	brush	brass	D-shape	-
5	3384008	LF3384008	double brush	stainless steel + brass	210 x 105	scraper included
6	3384012	LF3384012	brush for grids & plates	stainless steel	-	-

SHOVELS & BROOMS

BRUSH BROOMS



Photo	LF Code	GEV Code	Description	Hair material	Brush dimensions (mm)	Handle length (mm)	Notes
1	3384009	LF3384009	handle brush	natural fibers	220 x 70	1800	scraper included
2	3384014	LF3384014	rotating handle brush	brass	150 x 55	1200	scraper included
3	3384005	LF3384005	rotating handle brush	brass	D-shape	1800	scraper included
4	3384007	LF3384007	double handled brush	stainless steel + brass	210 x 105	1100	scraper included
5	3384013	LF3384013	rotating handle brush	gluten free natural fibers	150 x 55	1200	scraper included
6	5060344	LF5060344	handle brush for grids & plates	stainless steel	100 x 40	500	scraper included

SHOVEL & BRUSH HOLDERS




Photo	LF Code	GEV Code	Type	Slots	Height (mm)	Material
1	3300042	LF3300042	wall	3	adjustable	wood
2	3300045	LF3300045	wall	3	adjustable	wood
3	3300044	LF3300044	wall	5	adjustable	stainless steel
4	3300040	LF3300040	stand	3	1500	wood

SCRAPERS




Photo	LF Code	GEV Code	Description	Notes
1	3394038	705024	plate scraper	-
2	3394159	890049	glass & glass ceramic scraper	-
3	3394406	705008	universal scraper	blade length 102 mm
4	3394408	705021	spare blades for universal scraper	10 pcs
5	3394316	LF3394316	metal brush + scraper	stainless steel hair brush
6	3394317	LF3394317	spare blade for scraper	1 pcs

KITCHEN TOOLS



Photo	LF Code	GEV Code	Description	Notes
1	3394400	801450	"Accusharp" knife sharpener	for screen printing: qty. min. 50 pieces
2	3384011	LF3384011	brush for grids & plates	stainless steel hair
3	3394272	LF3394272	brush for grids & plates	brass hair, length 240 mm
4	3394386	LF3394386	electric brush for grids & plates	brass hair, brush \varnothing 50 x 40 mm mm
5	3001059	800257	gas igniter	-

WASTE FUNNELS



Photo	LF Code	GEV Code	Color	Outside \varnothing (mm)	Inside \varnothing (mm)	Height (mm)	Hole \varnothing (mm)
1	7154846	690333	black	\varnothing 234	\varnothing 166	47	\varnothing 200
2	7154849	702247	blue	\varnothing 234	\varnothing 166	47	\varnothing 200
3	7154847	702245	green	\varnothing 234	\varnothing 166	47	\varnothing 200
4	7154848	702246	red	\varnothing 234	\varnothing 166	47	\varnothing 200
5	7154850	702248	yellow	\varnothing 234	\varnothing 166	47	\varnothing 200
1	3316018	530600	black	\varnothing 237	\varnothing 180	55	\varnothing 205
2	3316168	530994	blue	\varnothing 237	\varnothing 180	55	\varnothing 205
3	3316171	530996	green	\varnothing 237	\varnothing 180	55	\varnothing 205
4	3316170	530995	red	\varnothing 237	\varnothing 180	55	\varnothing 205
5	3316169	530993	yellow	\varnothing 237	\varnothing 180	55	\varnothing 205

WHISKS, SHEETS & HOOKS


WHISKS




1




2



3



4



5




6

Photo	LF Code	GEV Code	Volume (l)	Height (mm)	Wire ø (mm)	Material	Suitable to
1	5087919	LF5087919	4,8	-	ø 3	steel	Caplain
2	9740047	LF9740047	5	200	ø 2,5	steel	Dito Sama
3	9740053	LF9740053	20	310	ø 2,5	steel	Dito Sama
4	9740050	LF9740050	10	270	ø 3	steel	Dito Sama
5	4653166	LF4653166	30	380	ø 3	steel	Dito Sama
6	40H1017	LF40H1017	20	255	ø 2,5	steel	Dito Sama




1




2




3



4



5



6

Photo	LF Code	GEV Code	Volume (l)	Height (mm)	Wire ø (mm)	Material	Suitable to
1	9740038	699455	5	155	ø 2	steel	Kitchenaid
2	9740035	699393	5	180	ø 2	steel	Kitchenaid
3	9740071	LF9740071	20	325	ø 2,5	steel	Sammic
4	9740065	LF9740065	10	275	ø 2,5	steel	Sammic
5	9740014	LF9740014	20	295	ø 3	stainless steel	Sigma
6	9740015	LF9740015	30	365	ø 3	stainless steel	Sigma

SHEETS



1



2



3



4



5



6

Photo	LF Code	GEV Code	Volume (l)	Height (mm)	Width (mm)	Material	Suitable to
1	9740046	LF9740046	5	205	130	stainless steel	Dito Sama
2	9740052	LF9740052	20	315	205	aluminium	Dito Sama
3	9740049	LF9740049	10	275	160	aluminium	Dito Sama
4	4653165	LF4653165	30	372	225	aluminium	Dito Sama
5	9740095	LF9740095	40	375	190	aluminium	Dito Sama
6	9740037	LF9740037	5	155	134	aluminium	Kitchenaid

SHEETS




Photo	LF Code	GEV Code	Volume (l)	Height (mm)	Width (mm)	Material	Suitable to
1	9740034	LF9740034	5	185	138	aluminium	Kitchenaid
2	9740064	LF9740064	10	275	158	aluminium	Sammic
3	9740067	LF9740067	20	335	207	aluminium	Sammic
4	9740012	LF9740012	30	360	200	aluminium	Sigma

HOOKS



Photo	LF Code	GEV Code	Volume (l)	Height (mm)	Rod ϕ (mm)	Material	Suitable to
1	9740051	LF9740051	20 to 30	320	variable	aluminium	Dito Sama
2	9740045	LF9740045	5 to 8	205	variable	aluminium	Dito Sama
3	9740048	LF9740048	10	270	variable	aluminium	Dito Sama
4	4653161	699397	20 to 30	375	variable	aluminium	Dito Sama
5	9740036	LF9740036	5	145	ϕ 10	aluminium	Kitchenaid
6	9740018	LF9740018	20	275	ϕ 23	aluminium	OEM



Photo	LF Code	GEV Code	Volume (l)	Height (mm)	Rod ϕ (mm)	Material	Suitable to
1	5029816	697317	50	320	ϕ 22	steel	Pizza Group
2	9740066	LF9740066	20	325	variable	aluminium	Sammic
3	9740009	LF9740009	30	360	variable	aluminium	Sigma
4	9740021	LF9740021	50	465	ϕ 28	aluminium	Sigma
5	9740010	LF9740010	50	430	variable	aluminium	Sigma

MULTIPURPOSE SPRAYS

CRC MULTIPURPOSE SPRAYS

NEW



1



2



3



4



5



6



7



8



9

Photo	LF Code	GEV Code	Model	Description	Format	Appliance	Notes
1	7152947	LF7152947	Dust Free 360	food-grade dust remover	250 ml spray	removes dust & dirt from electric components in food processing	NSF, HP inert liquefied gas
2	7152952	LF7152952	Souffl'ront Eco	food-grade dust remover	200 ml spray	removes dust & dries surfaces in dough processing	NSF, neutral dry gas
3	7152914	LF7152914	Eco Leak Finder	food-grade gas leak detection foam	500 ml spray	detects gas & compressed air leaks in food processing	NSF, biodegradability : 31%
4	7152941	LF7152941	Belt Grip	food-grade belt adhesive	500 ml spray	friction improver for traction & transport drive belts in food processing	NSF, round, flat & V-belts
5	7152912	LF7152912	Industrial Degreaser	food-grade degreaser	500 ml spray	heavy duty non-chloridated cleaner in food processing	NSF, from -30 to +170°C
6	7152917	LF7152917	Inox Kleen	food-grade degreasing foam	500 ml spray	cleaner for stainless steel, PVC, aluminium, chrome in food processing	NSF, HACCP
7	7152948	LF7152948	Minus 45	cooling spray	500 ml spray	multipurpose non-flammable dry inert coolant	2008/47/CE, cools down to -45°C
8	7152940	LF7152940	PU Foam 2-in-1	polyurethane foam	500 ml spray	additional thermal & sound insulation	application from -10 to +35°C
9	7152945	LF7152945	Contact Cleaner Plus	electrical contact cleaner	250 ml spray	cleaning, de-oxidation, lubrication & protection of electrical contacts	high purity CO2 propellant

CRC FOOD-GRADE LUBRICANTS

NEW



1



2



3



4



5



6



7



8

Photo	LF Code	GEV Code	Model	Description	Format	Appliances	Notes
1	7152910	LF7152910	3-36	food-grade lubricant	400 ml spray	lubrication & corrosion protection in food processing	NSF, HACCP, from -50 to +120°C
2	7152937	LF7152937	Food Grease	food-grade grease	500 ml spray	multipurpose grease for food processing equipment	NSF, from -20 to +140°C
3	7152915	LF7152915	Food Grease	food-grade grease	400 g cartridge	multipurpose grease for food processing equipment	NSF, from -20 to +140°C
4	7152911	LF7152911	Food Grease	food-grade grease	1 kg can	multipurpose grease for food processing equipment	NSF, from -20 to +140°C
5	7152942	LF7152942	Pen Oil	food-grade penetrating oil	500 ml spray	lubricates, loosens seized & rusted mechanisms in food processing	NSF, safe for most plastics & rubbers
6	7152930	LF7152930	Silicone Grease	food-grade silicone grease	500 ml spray	lubricant & degreaser for small mechanism assembly in food processing	NSF, HACCP, from -40 to +200°C
7	7152953	LF7152953	Assembly Paste	food-grade grease	500 ml can	lubricant & degreaser for mechanism assembly in food processing	NSF, from -30 to +150°C
8	7152950	LF7152950	Chain Lube	food-grade PTFE grease	500 ml spray	chain & transport mechanisms in food processing	NSF, from -15 to +175°C

LUBRICANTS

CRC LUBRICATING SPRAYS

NEW



1



2



3



4



5



6



7



8



9

Photo	LF Code	GEV Code	Model	Description	Format	Appliances	Notes
1	7152949	LF7152949	5-56	PTFE penetrating oil	500 ml spray	multipurpose lubricant	versatile helper for hundreds of repair jobs
2	7152944	LF7152944	5-56	PTFE penetrating oil	200 ml spray	multipurpose lubricant	versatile helper for hundreds of repair jobs
3	7152932	LF7152932	Eco Multi Grease	biodegradable EP grease	500 ml spray	multipurpose high pressure grease	biodegradability : 27%, from -40 to +150°C
4	7152929	LF7152929	Silicone Grease	silicone grease	400 ml spray	plastic, caoutchouc & pneumatic part greasing	from -54 to +82°C
5	7152908	LF7152908	Sil'Pack	silicone lubricant	400 ml spray	lubricating & electrical insulation, anti-rust, hydrophobic, antistatic	suitable to plastic materials
6	7152951	LF7152951	HD Vaseline Pro	vaseline grease	200 ml spray	sealing of electrical contacts, sliding part greasing	opaque white, water repellent
7	7152954	LF7152954	Graisse Multifonction	EP lithium grease	400 ml spray	high pressure gear assembly	from -40 to +120°C
8	7152935	LF7152935	Alu Paste	HT aluminium grease	500 ml spray	high temperature rough thread assembly	from -10 to +600°C
9	7152943	LF7152943	Graphite Assembly Paste	HT graphited grease	500 ml spray	high pressure & temperature moving part assembly	from -30 to +650°C

CRC GREASES

NEW



1



2



3



4



5



6



7



8

Photo	LF Code	GEV Code	Model	Description	Format	Appliances	Notes
1	7152934	LF7152934	Silicone Grease	silicone grease	100 ml tube	plastic, caoutchouc & pneumatic part greasing	from -54 to +82°C
2	7152946	LF7152946	Silicone Grease	silicone grease	10 g syringe	plastic, caoutchouc & pneumatic part greasing	from -54 to +82°C
3	7152909	LF7152909	Gel P7	PTFE grease	700 g can	high pressure moving part assembly	from -40 to +140°C
4	7152913	LF7152913	Copper Paste	HT copper grease	500 g can	high temperature resistant anti-seize lubricant	lubrication up to +300°C, anti-seize up to +1100°C
5	7152920	LF7152920	Super LT Grease	EP lithium grease	100 ml tube	long-term lubrication of pivots & bearings	black, up to +130°C
6	7152922	LF7152922	Super Longterm Grease	EP lithium grease	1 kg can	long-term lubrication of pivots & bearings	black, up to +130°C
7	7152921	LF7152921	Multi Grease	EP lithium grease	100 ml tube	high pressure gear assembly	from -40 to +120°C
7	7152921	LF7152921	Multi Grease	EP lithium grease	100 ml tube	high pressure gear assembly	from -40 to +120°C
8	7152923	LF7152923	Super Adhesive Grease	EP lithium grease	400 g cartridge	high pressure gear assembly	from -40 to +120°C

LUBRICANTS

CRC MULTIPURPOSE LUBRICANTS

NEW



1



2



3



4



5

Photo	LF Code	GEV Code	Model	Description	Format	Appliance	Notes
1	7152907	LF7152907	Gel 452	electrically conductive gel	700 g can	improves all electrical contacts under pressure	from -30 to +120°C
2	7152933	LF7152933	Heat Sink Compound	thermic silicone paste	20 g syringe	heat dissipation paste with high thermal conductivity	white, from -50 to +200°C
3	7152931	LF7152931	Eco Supercut	biodegradable cutting oil	500 ml spray	cutting & drilling on all metals	biodegradability : 87 %
4	7152936	LF7152936	Supercut II	cutting oil	400 ml spray	cutting & drilling on all metals	stable foam formulation
5	7152916	LF7152916	Supercut	cutting oil	5 l can	cutting & drilling on all metals	stable foam formulation

IKV LUBRICANTS

NEW



1



2

Photo	LF Code	GEV Code	Model	Description	Format	Appliance	Notes
1	7159878	LF7159878	IKV-Fluor MPA 0 H	food-grade HT fluor white grease	50 g can	convection oven motor axis	NSF H1, suitable to Bongard
1	7159879	LF7159879	IKV-Fluor MPA 0 H	food-grade HT fluor white grease	100 g can	convection oven motor axis	NSF H1, suitable to Bongard
2	7152904	LF7152904	Food Glide 3H/22	food-grade fluid oil	5 l can	cylinders & pistons in dough processing	NSF, HACCP, 22 cSt at 40°C
2	3180096	LF3180096	Food Glide 3H/68	food-grade thick oil	5 l can	hoppers & mechanisms in dough processing	NSF, HACCP, 60 cSt at 40°C
2	7152903	LF7152904	Food Glide 3H/68	food-grade HP oil	5 l can	bronze high pressure parts in dough procession	NSF, HACCP, 150 cSt at 40°C
2	7152905	LF7152905	Tribogear 150	high pressure oil	5 l can	high pressure parts	150 cSt at 40°C
2	7152906	LF7152906	Tribogear 150	high pressure oil	5 l can	high pressure parts	220 cSt at 40°C

BELLEVILLE LUBRICANTS



1



2



3



4



5



Photo	LF Code	GEV Code	Model	Description	Format	Appliance	Notes
1	3180097	LF3180097	Degalim	food-safe penetrating oil	400 ml spray	unlocking & anti-corrosion of all types of mechanism	-
2	3180113	LF3180113	Nutrol	food-grade white grease	400 ml spray	high performance lubrication for food processing equipment	NSF H1, from -20 to +200°C
3	3180112	LF3180112	Nutrol	food-grade white grease	400 g cartridge	high performance lubrication for food processing equipment	NSF H1, from -20 to +200°C
4	3180111	LF3180111	Nutrol	food-grade white grease	700 g can	high performance lubrication for food processing equipment	NSF H1, from -20 to +200°C
5	3180098	LF3180098	Patalu	aluminium grease	400 g cartridge	high temperature mechanical assembly	from -30 to +600°C
6	3180099	LF3180099	Patalu	aluminium grease	700 g can	high temperature mechanical assembly	from -30 to +600°C



1



2



3



4



5



6

Photo	LF Code	GEV Code	Model	Description	Format	Appliance	Notes
1	3180117	LF3180117	Rouge	graphited grease	400 g cartridge	high temperature mechanical friction	from -30 to +220°C, +400°C peak
2	3180116	LF3180116	Rouge	graphited grease	700 g can	high temperature mechanical friction	from -30 to +220°C, +400°C peak
3	3180118	LF3180118	Bleue	graphited grease	500 g can	very high temperature total greasing	from -20 to +800°C
4	3180100	LF3180100	Helios	copper grease	700 g can	very high temperature mechanical assembly	from -20 to +1100°C
5	3180114	LF3180114	Grizzli	synthetic white grease	700 g can	very low temperature lubrication	from -65 to +150°C
6	3180115	LF3180115	Biobevelle	biodegradable blonde grease	700 g can	lubrication in a hazardous environment	from -15 to +110°C

ADHESIVES & SEALANTS

CRC ADHESIVES & SEALANTS

NEW



1



2



3



4



5

Photo	LF Code	GEV Code	Model	Description	Format	Appliance	Notes
1	7152928	LF7152928	Quick Fix	multi-purpose cyanoacrylate instant glue	3 g bottle	solid materials: metals, rubber, wood, cardboard, ceramics, plastics	from -54 to +82°C
2	7152927	LF7152927	Quick Fix	multi-purpose cyanoacrylate instant glue	20 g bottle	solid materials: metals, rubber, wood, cardboard, ceramics, plastics	from -54 to +82°C
3	7152924	LF7152924	Soft Lock	thread sealant	50 ml bottle	locking & sealing of fittings	shear force 10 N/mm ²
4	7152926	LF7152926	Rigid Seal	thread sealant bottle	50 ml bottle	sealing of flat gaskets & threaded fittings	shear force 8 N/mm ²
5	7152925	LF7152925	Easy Seal	thread sealant bottle	50 ml bottle	locking & sealing of fittings	shear force 4 to 6 N/mm ² , suitable to drinking water

ADHESIVES & GLUES



1



2



3



4

Photo	LF Code	GEV Code	Manufacturer	Model	Description	Format	Appliances
1	D065002	LFD065002	Finiscol	Super Pantack	polychloroprenic pasty glue	50 g tube	rubber gaskets
2	5214473	LF5214473	Bostick	Sader	neoprene pasty glue	55 ml tube	all materials
3	3180070	LF3180070	Geb	Gebsoplast	PVC gel glue tube	125 ml tube	drain rigid PVC pipe assembly, not suitable to drink water
4	5208001	LF5208001	Bostick	Araldite	two-component epoxy resin	25 ml sticks	all materials, extra strong hold

SEALANTS



1



2



3



4



5

Photo	LF Code	GEV Code	Manufacturer	Model	Description	Format	Appliances	Notes
1	3392010	LF3392010	Momentive	Silicone Rubber	food-safe silicone sealant	310 ml cartridge	glasses & metals	transparent, from -60 to +204°C
2	7155433	890115	Otto Chemie	Otto Seal S27	food-safe silicone sealant	310 ml cartridge	plumbing & sanitary applications	anthracite, from -40 to +160°C
3	3092230	LF3092230	Camon	Eurosanit Bianco	silicone sealant	280 ml cartridge	plumbing & sanitary applications	white
4	5113481	890112	Otto Chemie	Otto Seal S100	silicone sealant	300 ml cartridge	plumbing & sanitary applications	aluminium
4	5113494	890110	Otto Chemie	Otto Seal S100	silicone sealant	300 ml cartridge	plumbing & sanitary applications	transparent
5	5056894	890060	Pactan	7055	silicone sealant	310 ml cartridge	glassceramic	black, up to +150°C

HIGH TEMPERATURE SEALANTS



1



2



3



4



5



6

Photo	LF Code	GEV Code	Manufacturer	Model	Description	Format	Appliances	Notes
1	2101328	LF2101328	Camon	Alta temperatura	HT silicone sealant	280 ml	boiler flanges, stoves, fumes, pipelines	black, from -60 to +300°C
2	3180052	LF3180052	Fimi	Silifim	HT silicone sealant	280 ml	oven gaskets	red, from -65 to +260°C
3	3092159	LF3092159	Geb	Geb silicone S	HT silicone sealant	310 ml	glasses & metals	white, from -70 to +230°C
4	3392006	LF3392006	Henkel	Loctite SI 5366	HT silicone sealant	310 ml	oven glasses	transparent, from -65 to +250°C
5	7155430	890015	Otto Chemie	Otto Seal S17	HT silicone sealant	310 ml	glassceramic hobs	red/brown, up to +285°C
6	5113574	890055	Pactan	7076	HT silicone sealant	310 ml	oven glasses	anthracite, up to +250°C

ADHESIVES & SEALANTS

HIGH TEMPERATURE MASTICS



1



2



3



4



5



6

Photo	LF Code	GEV Code	Manufacturer	Model	Description	Format	Appliances	Notes
1	3065005	LF3065005	Camon	Kamin	HT refractory mastic paste	500 g cartridge	refractory materials: ovens, cooking hobs, chimney...	black, up to +1200°C
2	3180053	LF3180053	Fimi	Silifim Fire	HT refractory sealant	310 ml cartridge	refractory materials: ovens, cooking hobs, chimney...	black, up to +1500°C
3	3180075	LF3180075	Geb	Collafeu	HT refractory mastic paste	300 g can	refractory materials: ovens, cooking hobs, chimney...	beige, up to +1100°C
4	3092181	LF3092181	Geb	HT 452	HT refractory mastic paste	310 ml cartridge	refractory materials: ovens, cooking hobs, chimney...	black, up to +1300°C
5	3092180	LF3092180	Geb	HT 452	HT refractory mastic paste	800 g can	refractory materials: ovens, cooking hobs, chimney...	black, up to +1200°C
6	5120051	890082	Fermit	Plastic-fermit	plastic mastic paste	500 g can	fittings & sealing in sanitary appliances	white, up to +100°C

CRC PAINTING SPRAYS

NEW



1



2



3



4

Photo	LF Code	GEV Code	Manufacturer	Model	Description	Format	Notes
1	7152918	LF7152918	Galva Brite	galvanized-effect paint	500 ml spray	bright & cold galvanize protective coating	from -30 to +200°C
2	7152938	LF7152938	Inox 200	stainless steel-effect paint	500 ml spray	protective coating for stainless steel	up to +300°C
3	7152939	LF7152939	Alu HiTemp	HT aluminium-effect paint	500 ml spray	high temperature corrosion protection	up to +600°C
4	7152919	LF7152919	Acrylic Black	HT black protective paint	400 ml spray	multi-surface anti-rust painting	RAL matte, acrylic, up to +800°C

OTHER PAINTING SPRAYS



1



2



3

Photo	LF Code	GEV Code	Manufacturer	Model	Description	Format	Notes
1	3180082	551580	Fimi	Kromo	chrome-effect glossy paint	400 ml spray	up to +600°C
2	3180084	LF3180084	Fimi	Rame	copper-effect glossy paint	400 ml spray	up to +600°C
3	3180083	LF3180083	Fimi	Zinco	zinc-effect glossy paint	400 ml spray	up to +600°C





GEV Großküchen-Ersatzteil-Vertrieb GmbH

Gadastr. 4
85232 Bergkirchen - Germany
T +49 8142 6522-50
info.ger@repagroup.com
www.gev-online.com

LF S.p.A. a socio unico

Via Voltri 80
47522 Cesena FC - Italy
T +39 0547 341111
info.it@repagroup.com
www.lfspareparts724.com

EPGC S.a.s.

13 Rue des Forts
59960 Neuville en Ferrain - France
T +33 3 20250621
france@repagroup.com
www.epgc.com

Commercial Catering Spares Ltd.

Block C - Axis Point Hill Top Road
Heywood - Lancashire - OL10 2RQ - UK
T +44 1706 621 155
info@ccspares.co.uk
www.ccspares.co.uk

Atel S.r.l. a socio unico

Via Selvuzzis 51/2
33100 Udine UD - Italy
T +39 0432 602095
info@atelitalia.com
www.atelitalia.com

www.repagroup.com